



# BUNCOMBE

PRESENTED BY TYLER  
ROSS AND INTRODUCING  
RORY PHIPPS



# UPCOMING MEETINGS

- **NC State UCC Meeting**  
Tuesday, July 9 from 10 to 12  
Charlotte Water, 4100 W Tyvola Rd, Charlotte
- **Underground Damage Prevention Review Board**  
Wednesday, July 10 from 10 to 4  
NC811 Events Center, Greensboro  
<https://udprb.nc.gov/Reporting-a-Violation>
- **Locate Resolution Partnership Committee**  
Wednesday, July 17 from 11 to 1  
NC811 Events Center, Greensboro  
<https://ncucc.org/locate-resolution-partnership-committee/>





# UPCOMING MEETINGS

- **NC811 Board Meeting**  
Friday, July 19 from 8 to 12  
Crowne Plaza Resort, 1 Resort Dr, Asheville





# UPCOMING MEETINGS

- **AUGUST 8<sup>th</sup>**  
Washington Nationals Game  
1500 S Capitol St SE, Washington, DC
- **AUGUST 11<sup>th</sup>**  
Greensboro Grasshoppers Game for 8-11 Day!  
1pm to 5pm  
408 Bellemeade St, Greensboro, NC





# CALENDAR

NC811 & NCUCC event  
calendars can be found  
on [nc811.org](http://nc811.org) or the nc811  
app



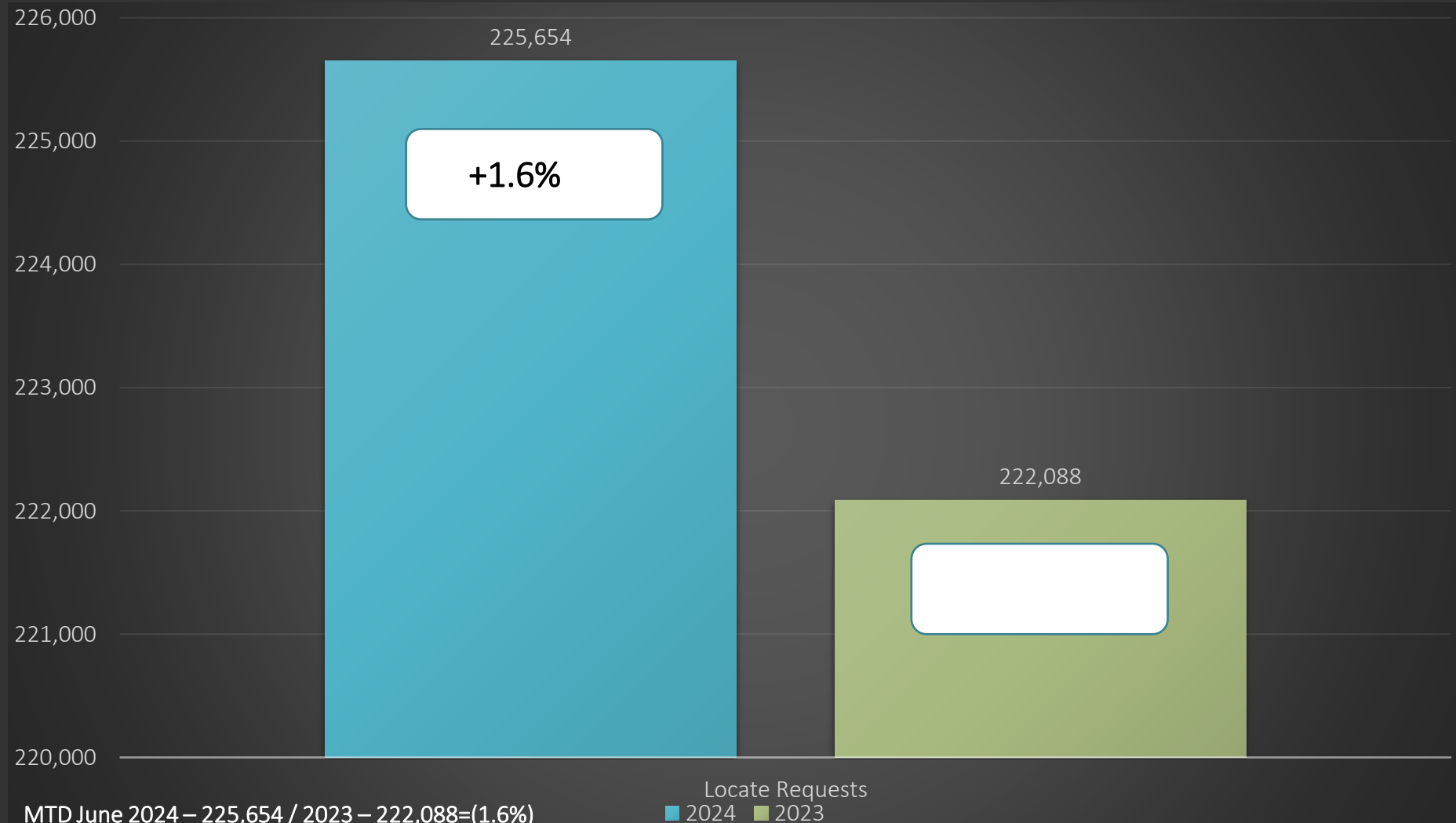




Locate Request,  
Transmissions,  
County ticket volume  
and distribution



# Locate Requests for NC - June 2024 vs 2023



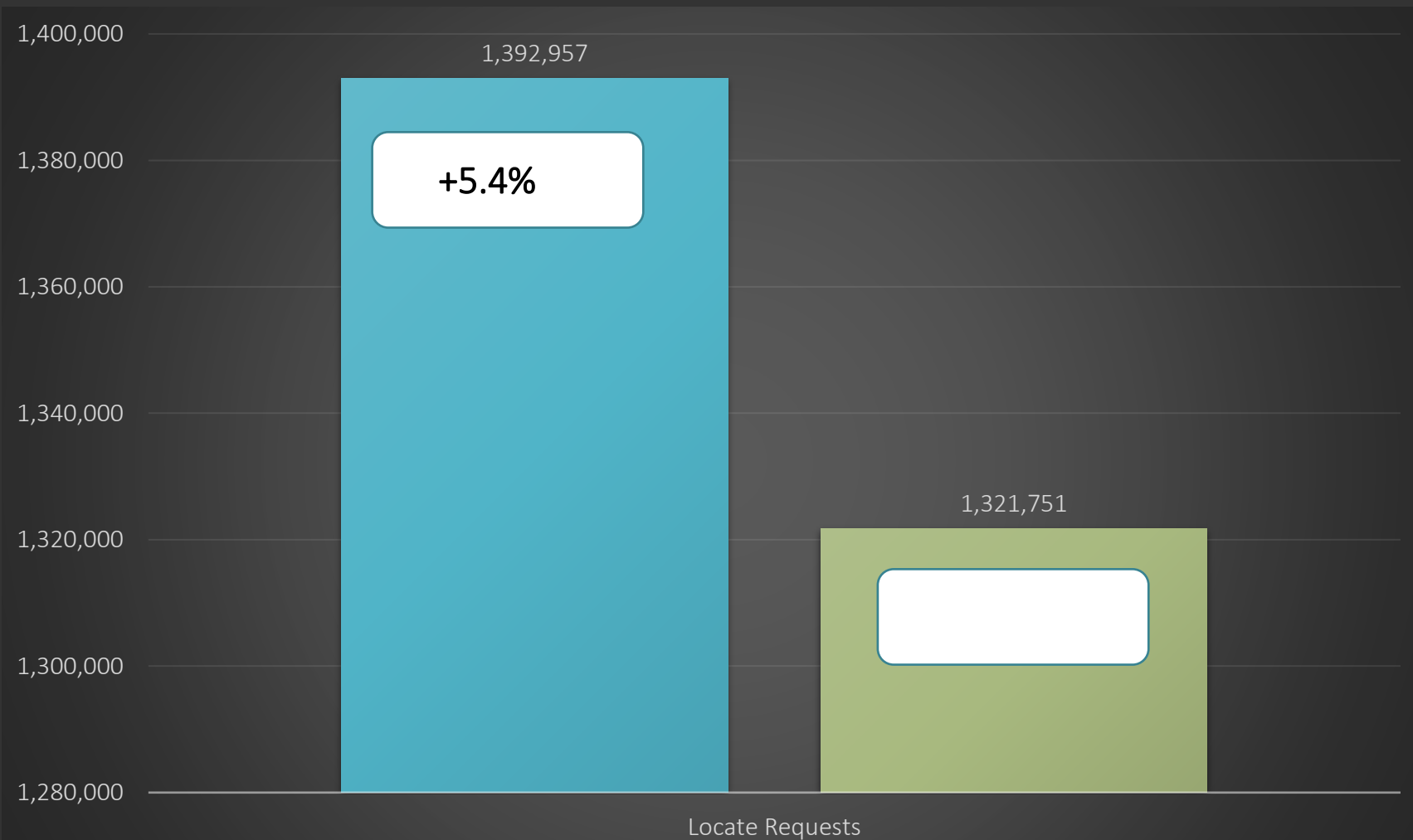
MTD June 2024 – 225,654 / 2023 – 222,088=(1.6%)

YTD 2024 – 1,392,957/ 2023 – 1,321,751 = +5.4 %

Updates for June 2024 – (70,564) = 31.3% of volume / May 2024 = 35.1% (3.8% Decrease from the month before)



# Locate Requests for NC - YTD



MTD June 2024 – 225,654 / 2023 – 222,088=(1.9%)

YTD 2024 – 1,392,957/ 2023 – 1,321,751 = +5.4 %

Updates for June 2024 – (70,564) = 31.3% of volume / May 2024 = 35.1% (3.8% Decrease from the month before)

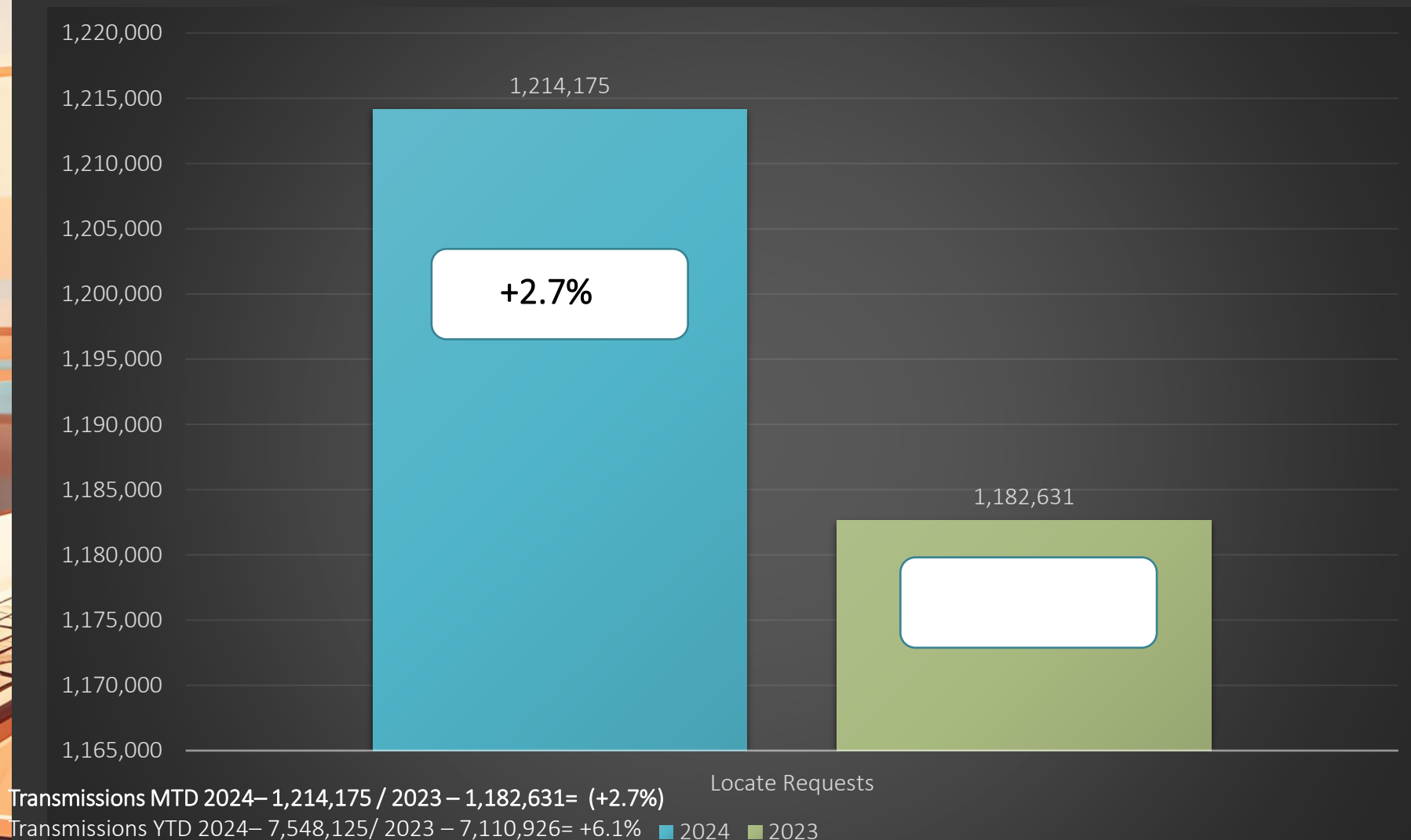
■ 2024 ■ 2023





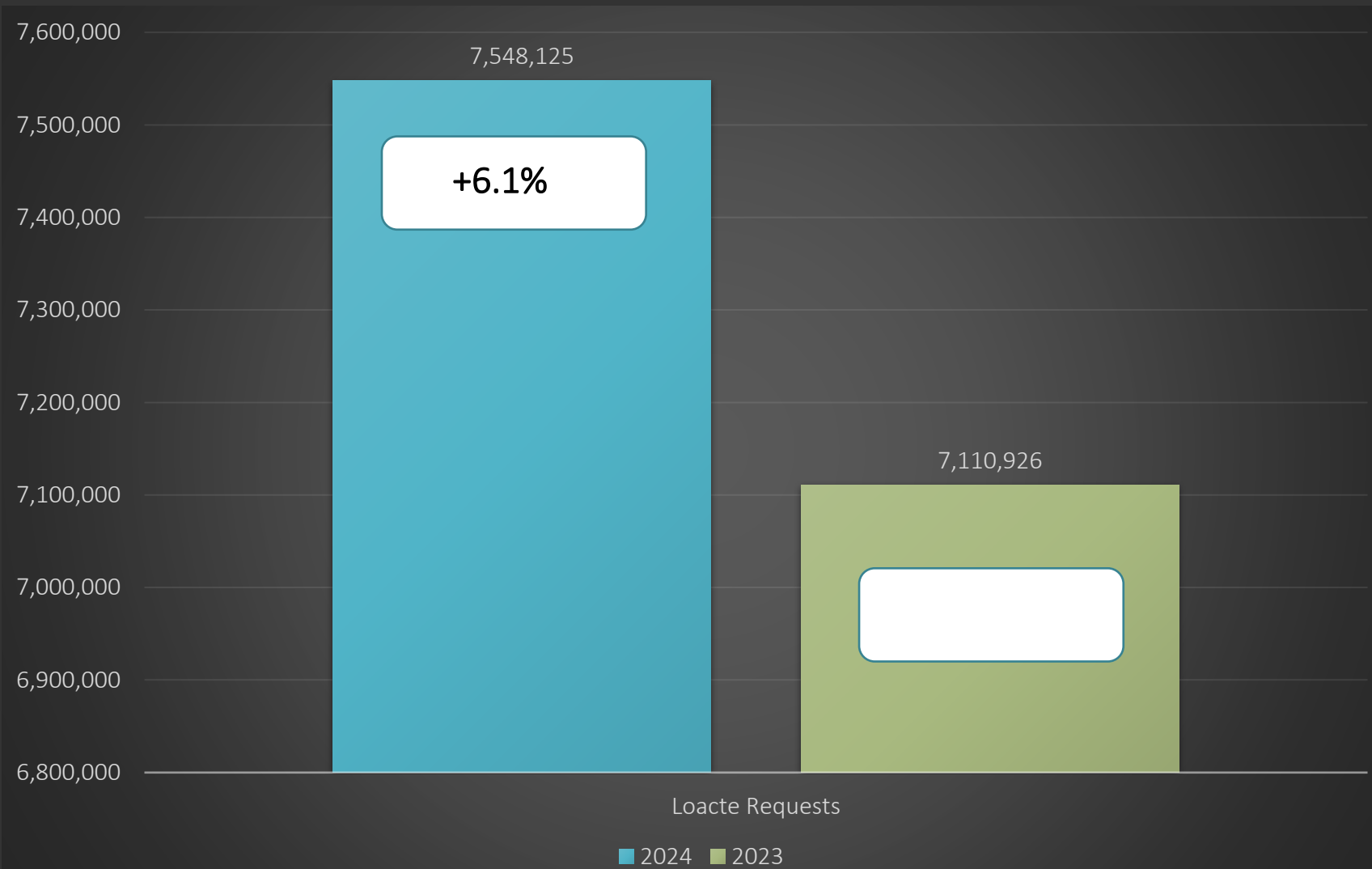


## Transmissions for NC - June 24 vs 23





# Transmissions for NC - YTD 2024



Transmissions MTD 2024– 1,214,175 / 2023 – 1,182,631= (+1.1%)

Transmissions YTD 2024– 7,548,125/ 2023 – 7,110,926= (+6.1%)





# COUNTY TICKET

2024 VS 2023

Buncombe	3 HR	CNCL	NEW	RXMT	UPDT	TOTAL Tickets
2023	90	27	2599	85	1230	4031
2024	187	21	2470	135	1168	3981
	107.8%	-22.2%	-5.0%	58.8%	-5.0%	-1.2%
				Avg Locates per Day		190



# COUNTY TICKET

YTD VS PREVIOUS  
YEAR

Buncombe	3 HR	CNCL	NEW	RXMT	UPDT	TOTAL Tickets
2023	1115	168	16053	582	7206	25124
2024	981	250	16436	570	8454	26691
	-12.0%	48.8%	2.4%	-2.1%	17.3%	6.2%
				Avg Locates per Day		214

# COUNTY TICKET DISTRIBUTION - JUNE

<b>BUNCOMBE</b>	<b>3981</b>
ALEXANDER	33
<b>ARDEN</b>	<b>450</b>
<b>ASHEVILLE</b>	<b>2184</b>
AVERY CREEK	10
BARNARDSVILLE	15
BILTMORE FOREST	23
BLACK MOUNTAIN	226
CANDLER	266
FAIRVIEW	248

LEICESTER	68
ROYAL PINES	5
SWANNANOA	91
WEAVERVILLE	245
WEST ASHEVILLE	8
WOODFIN	83



# Top 10 Callers for -Buncombe

1	ITG	355
2	TENNOCA CONSTRUCTION COMPANY	344
3	AT&T UTILITY OPERATIONS	178
4	MB HAYNES CORPORATION	156
5	FOREMOST PIPELINE CONSTRUCTION COMPANY	138
6	SUMTER UTILITIES, INC	106
7	FLUOR-UNITED	99
8	DUKE ENERGY	81
9	BIGHAM CABLE CONSTRUCTION, INC	80
10	SUMTER UTILITIES, INC	74

# DAMAGES

**DIRT** Damage Information  
Reporting Tool





# June Damages

ALAMANCE	14
ALEXANDER	4
ALLEGHANY	0
ANSON	1
ASHE	0
AVERY	0
BEAUFORT	3
BERTIE	2
BLADEN	1
BRUNSWICK	10
BUNCOMBE	26
BURKE	4
CABARRUS	19
CALDWELL	5
CAMDEN	0
CARTERET	7
CASWELL	0
CATAWBA	30
CHATHAM	12
CHEROKEE	2
CHOWAN	1
CLAY	2
CLEVELAND	14
COLUMBUS	7
CRAVEN	5
CUMBERLAND	49
CURRITUCK	9
DARE	5
DAVIDSON	18
DAVIE	7
DUPLIN	5
DURHAM	61

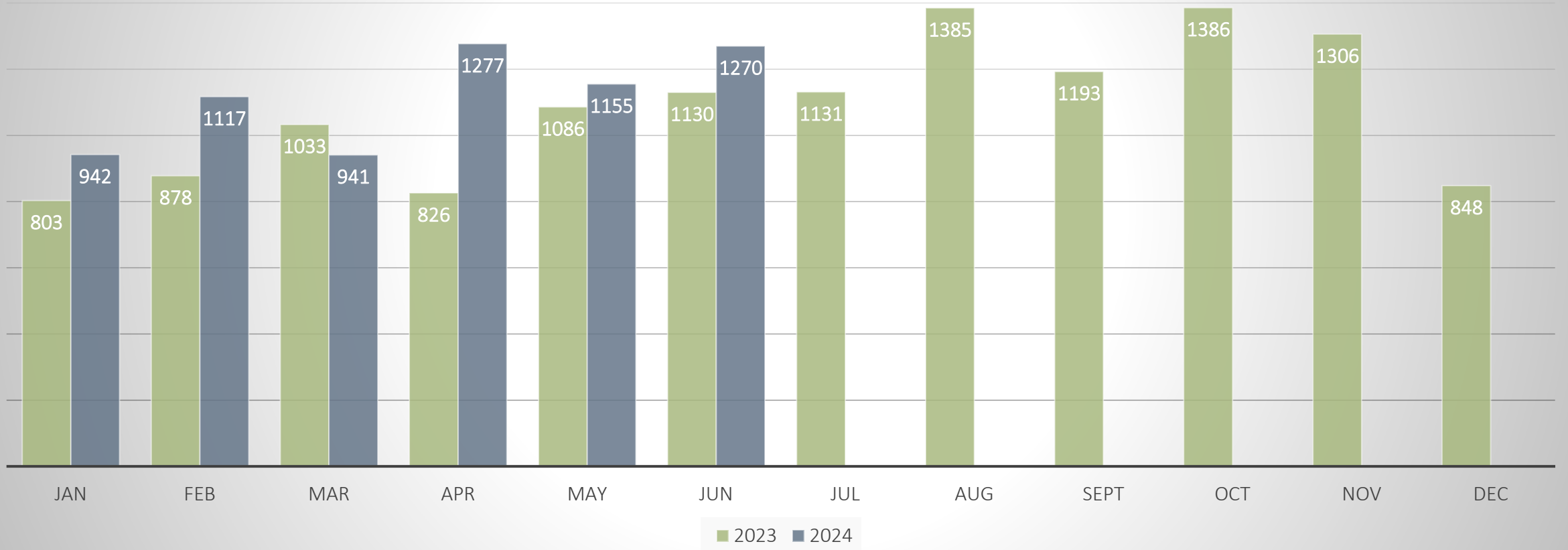
EDGECOMBE	1
FORSYTH	29
FRANKLIN	5
GASTON	33
GATES	0
GRAHAM	0
GRANVILLE	1
GREENE	0
GUILFORD	30
HALIFAX	1
HARNETT	32
HAYWOOD	1
HENDERSON	4
HERTFORD	1
HOKE	7
HYDE	1
IREDELL	31
JACKSON	3
JOHNSTON	37
JONES	4
LEE	11
LENOIR	9
LINCOLN	10
MACON	1
MADISON	0
MARTIN	0
MCDOWELL	1
MECKLENBURG	234
MITCHELL	0
MONTGOMERY	4
MOORE	17
NASH	24

NEW HANOVER	28
NORTHAMPTON	0
ONSLOW	25
ORANGE	25
PAMLICO	5
PASQUOTANK	1
PENDER	7
PERQUIMANS	0
PERSON	1
PITT	3
POLK	4
RANDOLPH	15
RICHMOND	1
ROBESON	4
ROCKINGHAM	11
ROWAN	15
RUTHERFORD	2
SAMPSON	2
SCOTLAND	0
STANLY	2
STOKES	0
SURRY	1
SWAIN	0
TRANSYLVANIA	1
TYRRELL	0
UNION	33
VANCE	0
WAKE	208
WARREN	0
WASHINGTON	0
WATAUGA	1

Grand Total: 1270

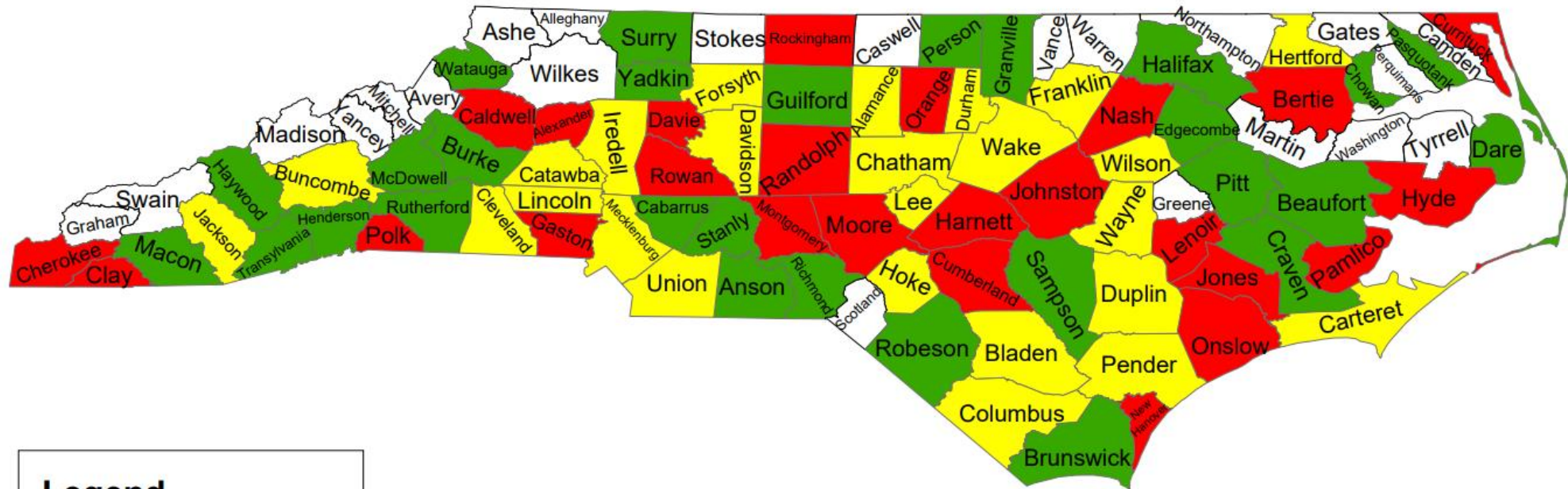
WAYNE	6
WILKES	0
WILSON	2
YADKIN	2
YANCEY	0

## Damages in North Carolina 2024 vs 2023






# Damages Per 1,000 Transmissions



## Legend

### Quantile



- Task Team Formed
- Senator Sponsors (Lazzara, Rep. Arp)
- Three Meetings Occurred
- Shared Compilation of All State Laws (990 pages worth)
- Redlined Document Shared With Task Team
- Goal is completed language for 2025

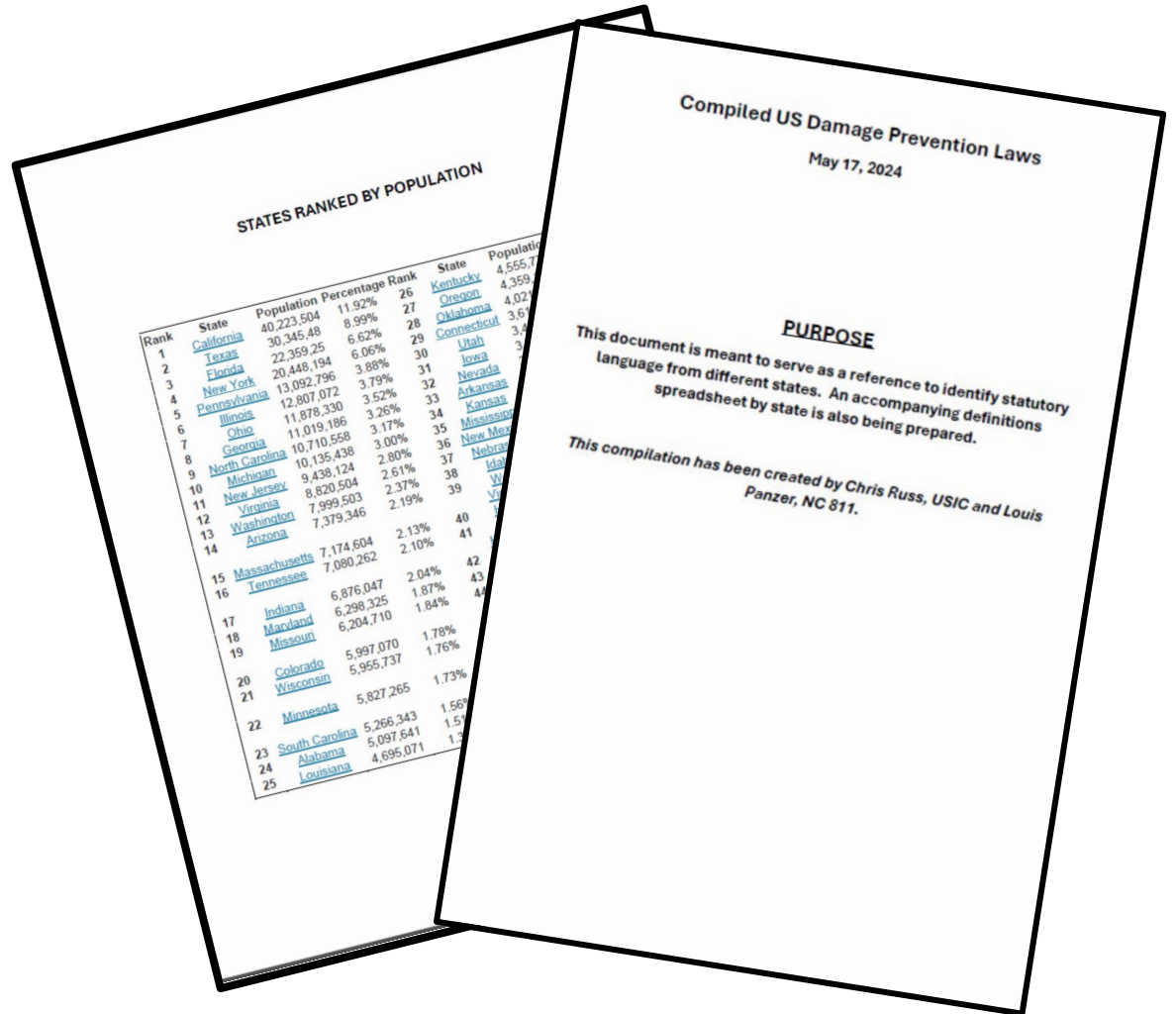


#### STATES RANKED BY POPULATION

Rank	State	Population	Percentage	Rank	State	Population	Percentage
1	<a href="#">California</a>	40,223,504	11.92%	26	<a href="#">Kentucky</a>	4,555,777	1.35%
2	<a href="#">Texas</a>	30,345,48	8.99%	27	<a href="#">Oregon</a>	4,359,110	1.29%
3	<a href="#">Florida</a>	22,359,25	6.62%	28	<a href="#">Oklahoma</a>	4,021,753	1.19%
4	<a href="#">New York</a>	20,448,194	6.06%	29	<a href="#">Connecticut</a>	3,615,499	1.07%
5	<a href="#">Pennsylvania</a>	13,092,796	3.88%	30	<a href="#">Utah</a>	3,423,935	1.01%
6	<a href="#">Illinois</a>	12,807,072	3.79%	31	<a href="#">Iowa</a>	3,233,572	0.96%
7	<a href="#">Ohio</a>	11,878,330	3.52%	32	<a href="#">Nevada</a>	3,225,832	0.96%
8	<a href="#">Georgia</a>	11,019,186	3.26%	33	<a href="#">Arkansas</a>	3,040,207	0.90%
9	<a href="#">North Carolina</a>	10,710,558	3.17%	34	<a href="#">Kansas</a>	2,963,308	0.88%
10	<a href="#">Michigan</a>	10,135,438	3.00%	35	<a href="#">Mississippi</a>	2,959,473	0.88%
11	<a href="#">New Jersey</a>	9,438,124	2.80%	36	<a href="#">New Mexico</a>	2,135,024	0.63%
12	<a href="#">Virginia</a>	8,820,504	2.61%	37	<a href="#">Nebraska</a>	2,002,052	0.59%
13	<a href="#">Washington</a>	7,999,503	2.37%	38	<a href="#">Idaho</a>	1,920,562	0.57%
14	<a href="#">Arizona</a>	7,379,346	2.19%	39	<a href="#">West Virginia</a>	1,775,932	0.53%
15	<a href="#">Massachusetts</a>	7,174,604	2.13%	40	<a href="#">Hawaii</a>	1,483,762	0.44%
16	<a href="#">Tennessee</a>	7,080,262	2.10%	41	<a href="#">New Hampshire</a>	1,395,847	0.41%
17	<a href="#">Indiana</a>	6,876,047	2.04%	42	<a href="#">Maine</a>	1,372,559	0.41%
18	<a href="#">Maryland</a>	6,298,325	1.87%	43	<a href="#">Montana</a>	1,112,668	0.33%
19	<a href="#">Missouri</a>	6,204,710	1.84%	44	<a href="#">Rhode Island</a>	1,110,822	0.33%
20	<a href="#">Colorado</a>	5,997,070	1.78%	45	<a href="#">Delaware</a>	1,017,551	0.30%
21	<a href="#">Wisconsin</a>	5,955,737	1.76%	46	<a href="#">South Dakota</a>	908,414	0.27%
22	<a href="#">Minnesota</a>	5,827,265	1.73%	47	<a href="#">North Dakota</a>	811,044	0.24%
23	<a href="#">South Carolina</a>	5,266,343	1.56%	48	<a href="#">Alaska</a>	740,339	0.22%
24	<a href="#">Alabama</a>	5,097,641	1.51%	49	<a href="#">Vermont</a>	647,156	0.19%
25	<a href="#">Louisiana</a>	4,695,071	1.39%	50	<a href="#">Wyoming</a>	583,279	0.17%



- Tolerance Zone (24-18 inches)
- Mandatory White Lining
- Ticket Life (15-30 working days)
- Hinging the locate time to the work date
- Clarifying ticket size
- Mark Maintenance
- Enforcement items



**NOTE: 5.78% of US population in NC and VA.**  
*Reach out if you would like a copy of compiled laws document.*

## **Represented Groups:**

Sen. Michael Lazzara [Michael.Lazzara@ncleg.gov](mailto:Michael.Lazzara@ncleg.gov)

NC 811: Louis Panzer, [louis@nc811.org](mailto:louis@nc811.org)

Locators: Christopher Russ [ChristopherRuss@usicllc.com](mailto:ChristopherRuss@usicllc.com)

Surveyors: Sherri Barron [SBarron@ncsurveyors.com](mailto:SBarron@ncsurveyors.com)

Municipalities: Allen Turnage [aturnage@townofclaytonnc.org](mailto:aturnage@townofclaytonnc.org)

Gas Transmission: API, David McGowan 919-412-4200, [mcgowand@api.org](mailto:mcgowand@api.org)

Gas Distribution: Collins, Jim [Jim.Collins@duke-energy.com](mailto:Jim.Collins@duke-energy.com)

Electric: BARE, DANIEL [DANIEL.BARE@duke-energy.com](mailto:DANIEL.BARE@duke-energy.com)

Telecommunications: Hardin, Sarah A [Sarah.Hardin@windstream.com](mailto:Sarah.Hardin@windstream.com)

NCDOT: Garry, Keith T [ktgarry@ncdot.gov](mailto:ktgarry@ncdot.gov)

AGC: Bill Stricker [BStricker@CarolinasAGC.org](mailto:BStricker@CarolinasAGC.org)

NUCA: Justus Everett [j53everett@abeutilities.com](mailto:j53everett@abeutilities.com)

NCRWA: Heather Summers [heathersomers@ncrwa.org](mailto:heathersomers@ncrwa.org)

NCEMC/UGDPRB: Jake Poplin [jakej@ccemc.com](mailto:jakej@ccemc.com)





# Promote Safety at your next meeting with NC811's Tailgate Safety Talk Papers!

Enhance your safety meetings with our newly released Tailgate Safety Talk papers, now available for download from [NC811.org](https://www.nc811.org)! Located under the Education Resource section, these comprehensive papers cover 26 crucial safety topics designed to keep your team informed and protected.







## EDUCATION TEAM



Parrish  
Reddick  
Piedmont Liaison



Steven Moore  
Media Relations  
Specialist



Ann Rushing  
Education  
Manager



Tami Groves  
Southeast  
Liaison



Howard  
Corey  
Eastern Liaison



Tyler Ross  
Western Liaison





Follow NCUCC on Facebook.  
There we will post meeting info,  
schedules, photos and videos  
and joint conference updates.

[facebook.com/ncucc1](https://facebook.com/ncucc1)

## THANK YOU

A copy of this presentation is available at  
[www.ncucc.org](http://www.ncucc.org)

If this meeting was virtual or hybrid, a video is available on [ncucc.org](http://ncucc.org). Go to County  
UCC's.

The video will be listed under the month and year the meeting took place.



Buncombe UCC 7/18/24

Tyler Ross	tyler@ncbill.org	336-944-1087
Rory Phillips	Rory@ncbill.org	941-928-8604
Janet Weaver	jweaver@ashvillenc.gov	828-337-0181
Cotton Anderson	Southcross Canddson@Southcrossinc.com	770-417-6226
Ethan Cook	ethan.cook@Southerncrossinc.com	770-453-2244
Michael Rathbone	michael.rathbone@Southerncrossinc.com	828-550-2287
Lewis Lance	llance@ercbroadband.com	828-216-1131
Richard Watson	richard.watson@dominionenergy.com	828-273-5446
Ken Stines	Kstines@msdbc.org	828-725-8299
John Gosnell	John@msdbc.org	828-691-3518
Brian Jamerson	brian.jamerson@dominionenergy.com	828-551-6451
Steven Lacy	steven.lacy@pcg.com	865-740-7663
David Wintenburg	david.wintenburg@duke-energy.com	828-280-5360
DAVID MERTENS	David.mertens@duke-energy.com	828-707-5948
Jon Fly	jfly2@ashvillenc.gov	828-777-1602
Randy Harrison	rharrison@ashvillenc.gov	828-778-0204
ANDREW WALKER	AWALKER@ASHEVILLENC.GOV	828 777-1279
JOSH STROUPE	Joshua.Stroupe@dominionenergy.com	828-702-1868
Tony Wroble	willanw@dominionenergy.com	828 551 5721