



NC811

★ MONTHLY UPDATE

JULY 2024

“CRS UCC”

PRESENTED BY  
“ANN RUSHING”

# UPCOMING MEETINGS

- **NC State UCC Meeting**  
Tuesday, July 9 from 10 to 12  
Charlotte Water, 4100 W Tyvola Rd, Charlotte
- **Underground Damage Prevention Review Board**  
Wednesday, July 10 from 10 to 4  
NC811 Events Center, Greensboro  
<https://udprb.nc.gov/Reporting-a-Violation>
- **Locate Resolution Partnership Committee**  
Wednesday, July 17 from 11 to 1  
NC811 Events Center, Greensboro  
<https://ncucc.org/locate-resolution-partnership-committee/>



# UPCOMING MEETINGS

- **NC811 Board Meeting**  
Friday, July 19 from 8 to 12  
Crowne Plaza Resort, 1 Resort Dr, Asheville



# UPCOMING MEETINGS

- **AUGUST 8<sup>th</sup>**  
Washington Nationals Game  
1500 S Capitol St SE, Washington, DC
- **AUGUST 11<sup>th</sup>**  
Greensboro Grasshoppers Game for 8-11 Day!  
1pm to 5pm  
408 Bellemeade St, Greensboro, NC



# CALENDAR

NC811 & NCUCC event  
calendars can be found  
on [nc811.org](http://nc811.org) or the nc811  
app



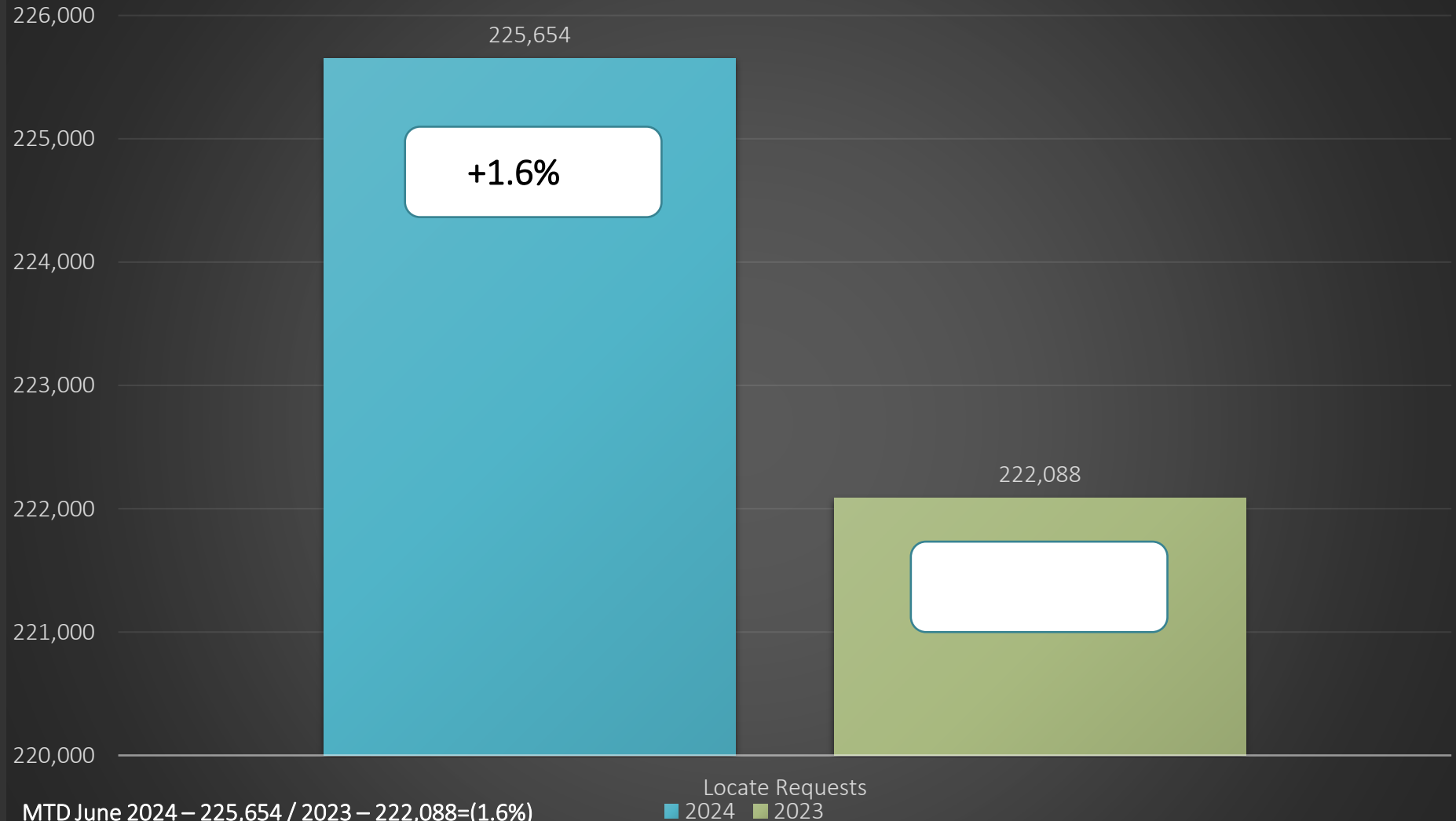


# DATA INSIGHTS

Locate Request,  
Transmissions,  
County ticket volume  
and distribution



# Locate Requests for NC - June 2024 vs 2023



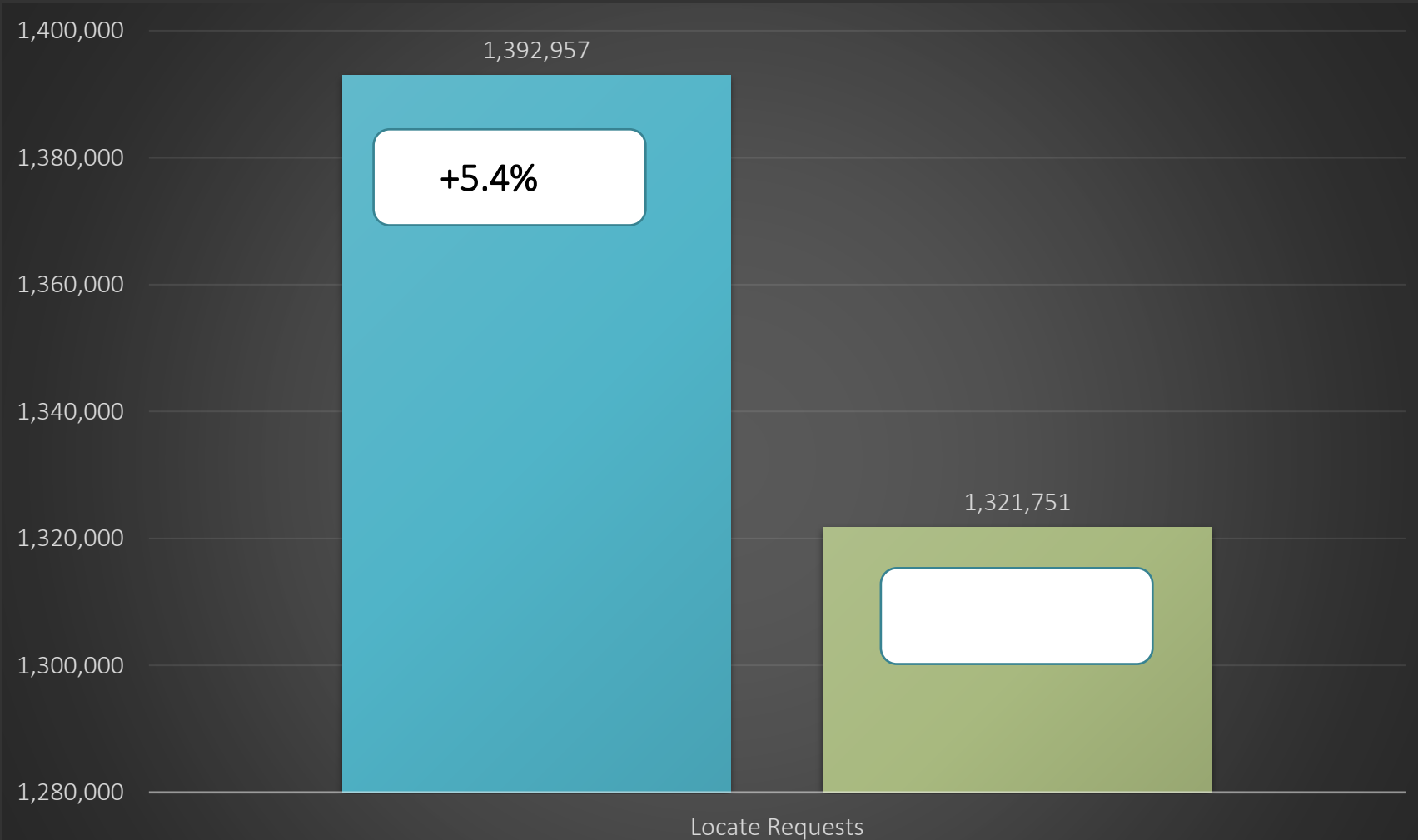
MTD June 2024 – 225,654 / 2023 – 222,088 = (1.6%)

YTD 2024 – 1,392,957 / 2023 – 1,321,751 = +5.4 %

Updates for June 2024 – (70,564) = 31.3% of volume / May 2024 = 35.1% (3.8% Decrease from the month before)

Locate Requests  
■ 2024 ■ 2023

# Locate Requests for NC - YTD



MTD June 2024 – 225,654 / 2023 – 222,088=(1.9%)

YTD 2024 – 1,392,957/ 2023 – 1,321,751 = +5.4 %

Updates for June 2024 – (70,564) = 31.3% of volume / May 2024 = 35.1% (3.8% Decrease from the month before)

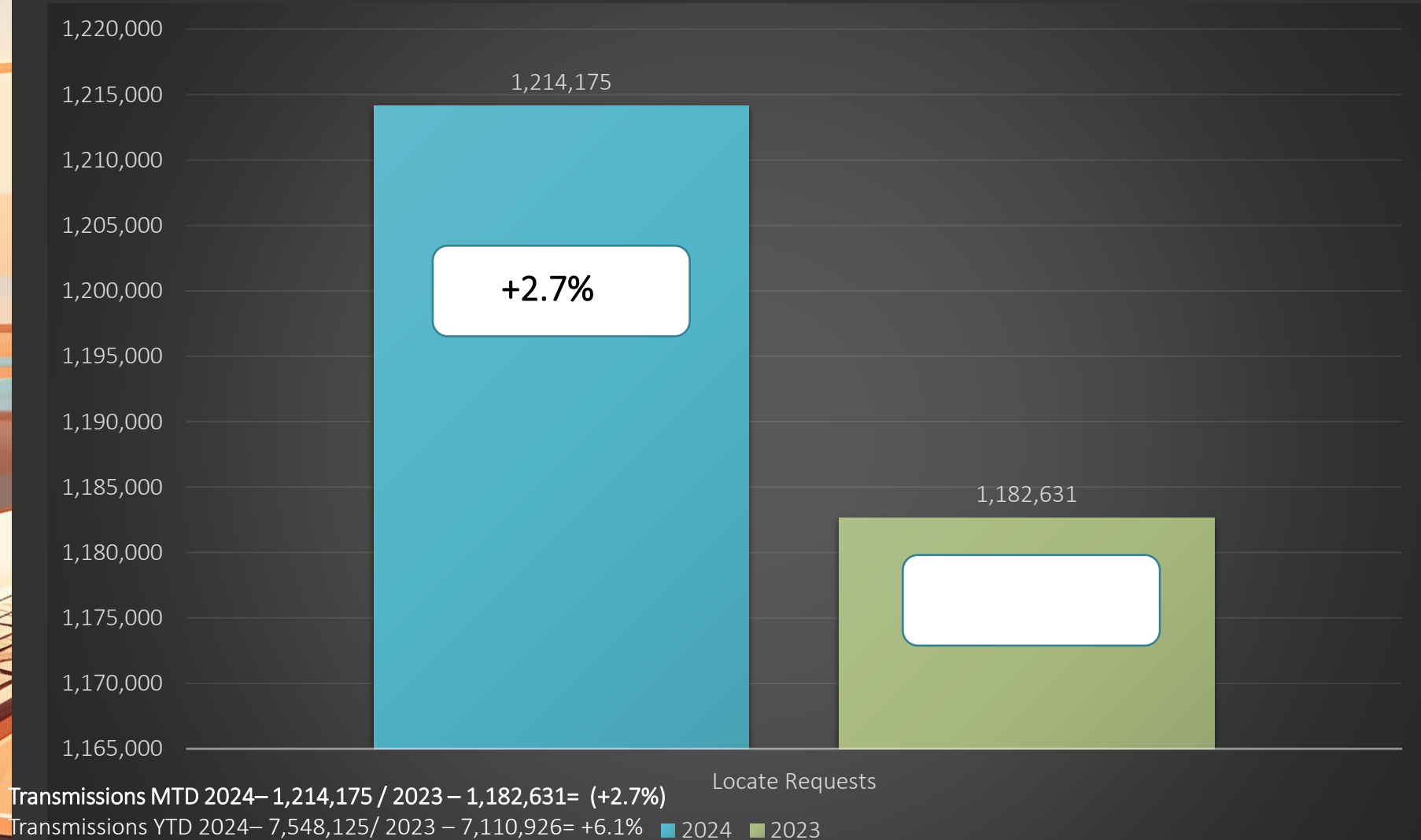
■ 2024 ■ 2023



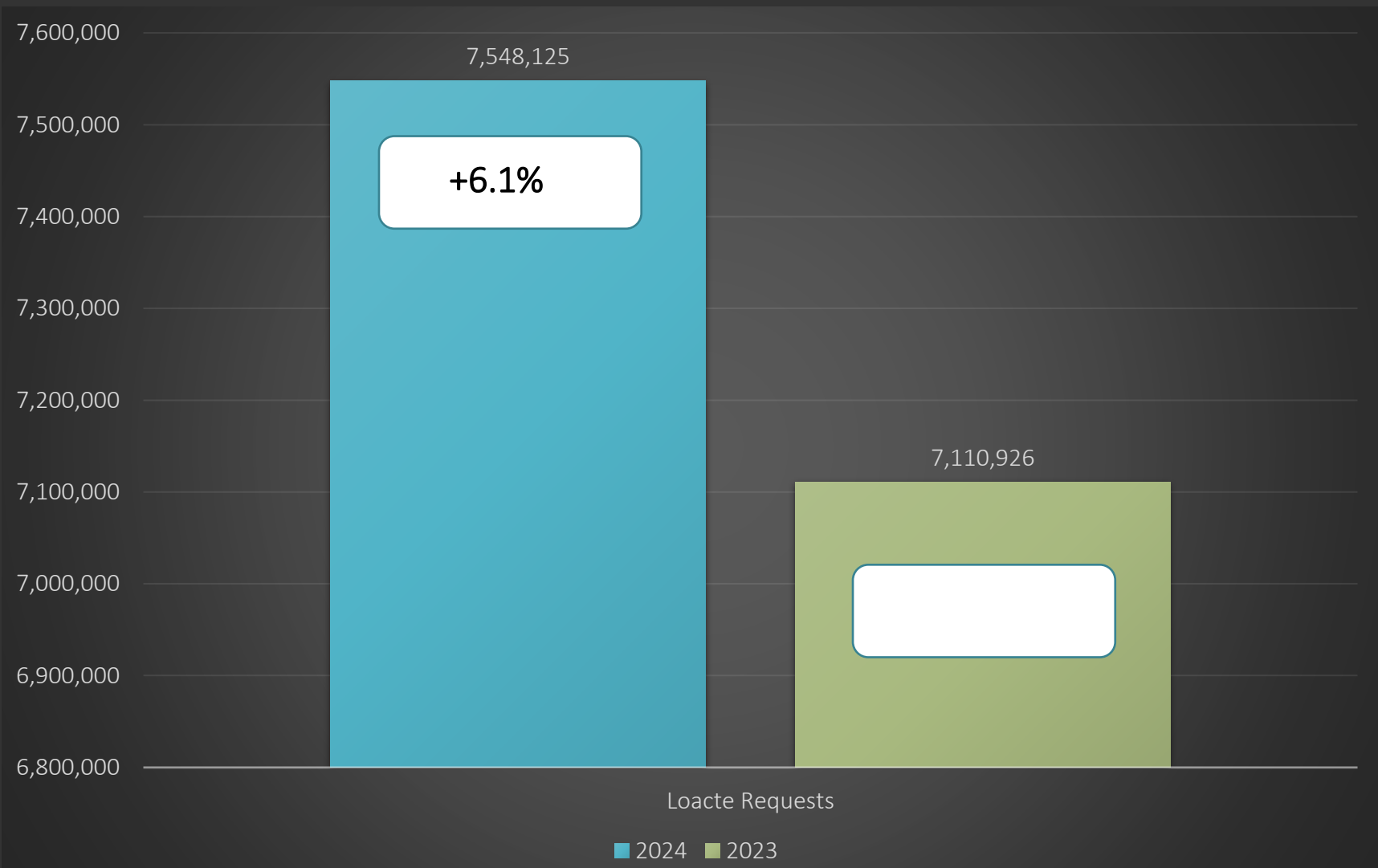




# Transmissions for NC - June 24 vs 23



# Transmissions for NC - YTD 2024



■ 2024 ■ 2023

Transmissions MTD 2024- 1,214,175 / 2023 - 1,182,631= (+1.1%)

Transmissions YTD 2024- 7,548,125/ 2023 - 7,110,926= (+6.1%)



# COUNTY TICKET

2024 VS 2023

| <b>Cabarrus</b> | <b>3 HR</b> | <b>CNCL</b> | <b>NEW</b>    | <b>RXMT</b>     | <b>UPDT</b> | <b>TOTAL Tickets</b> |
|-----------------|-------------|-------------|---------------|-----------------|-------------|----------------------|
| <b>2023</b>     | 238         | 50          | <b>3300</b>   | 76              | 1181        | <b>4845</b>          |
| <b>2024</b>     | 172         | 36          | <b>2867</b>   | 38              | 1395        | <b>4508</b>          |
|                 | -27.7%      | -28.0%      | <b>-13.1%</b> | -50.0%          | 18.1%       | <b>-7.0%</b>         |
|                 |             |             |               | Locates per day |             | 215                  |

# COUNTY TICKET

## YTD VS PREVIOUS YEAR

| <b>Cabarrus</b> | <b>3 HR</b> | <b>CNCL</b> | <b>NEW</b>    | <b>RXMT</b> | <b>UPDT</b> | <b>TOTAL<br/>Tickets</b> |
|-----------------|-------------|-------------|---------------|-------------|-------------|--------------------------|
| <b>2023</b>     | 1980        | 243         | <b>21341</b>  | 600         | 11339       | <b>35503</b>             |
| <b>2024</b>     | 1218        | 243         | <b>17197</b>  | 423         | 7604        | <b>26685</b>             |
|                 | -38.5%      | 0.0%        | <b>-19.4%</b> | -29.5%      | -32.9%      | <b>-24.8%</b>            |

# COUNTY TICKET DISTRIBUTION - JUNE

|                   |             |
|-------------------|-------------|
| <b>CABARRUS</b>   | <b>4508</b> |
| CABARRUS          | 55          |
| <b>CONCORD</b>    | <b>2367</b> |
| HARRISBURG        | 539         |
| <b>KANNAPOLIS</b> | <b>964</b>  |
| LOCUST            | 67          |
| MIDLAND           | 356         |
| MOUNT PLEASANT    | 140         |
| POPLAR TENT       | 11          |

# COUNTY TICKET

2024 VS 2023

| Rowan | 3 HR | CNCL  | NEW   | RXMT            | UPDT   | TOTAL Tickets |
|-------|------|-------|-------|-----------------|--------|---------------|
| 2023  | 66   | 28    | 1582  | 39              | 582    | 2297          |
| 2024  | 68   | 37    | 1549  | 35              | 507    | 2196          |
|       | 3.0% | 32.1% | -2.1% | -10.3%          | -12.9% | -4.4%         |
|       |      |       |       | Locates per day |        | 105           |

# COUNTY TICKET

YTD VS PREVIOUS  
YEAR

| Rowan | 3 HR   | CNCL  | NEW    | RXMT | UPDT   | TOTAL<br>Tickets |
|-------|--------|-------|--------|------|--------|------------------|
| 2023  | 569    | 116   | 10124  | 248  | 7237   | 18294            |
| 2024  | 466    | 195   | 9075   | 263  | 3875   | 13874            |
|       | -18.1% | 68.1% | -10.4% | 6.0% | -46.5% | -24.2%           |

# COUNTY TICKET DISTRIBUTION - JUNE

|                    |             |
|--------------------|-------------|
| <b>ROWAN</b>       | <b>2196</b> |
| <b>CHINA GROVE</b> | <b>311</b>  |
| CLEVELAND          | 60          |
| EAST SPENCER       | 20          |
| ENOCHVILLE         | 18          |
| GOLD HILL          | 109         |
| GRANITE QUARRY     | 21          |
| KANNAPOLIS         | 240         |
| LANDIS             | 35          |
| MORGAN FORD        | 26          |
| MOUNT ULLA         | 68          |
| ROCKWELL           | 74          |
| <b>SALISBURY</b>   | <b>1063</b> |
| SPENCER            | 90          |
| WOODLEAF           | 41          |



# COUNTY TICKET

2024 VS 2023

| <b>Stanly</b> | <b>3 HR</b> | <b>CNCL</b> | <b>NEW</b>    | <b>RXMT</b>            | <b>UPDT</b> | <b>TOTAL Tickets</b> |
|---------------|-------------|-------------|---------------|------------------------|-------------|----------------------|
| <b>2023</b>   | 29          | 14          | <b>800</b>    | 11                     | 417         | <b>1271</b>          |
| <b>2024</b>   | 55          | 12          | <b>718</b>    | 16                     | 492         | <b>1293</b>          |
|               | 89.7%       | -14.3%      | <b>-10.3%</b> | 45.5%                  | 18.0%       | <b>1.7%</b>          |
|               |             |             |               | <b>Locates per day</b> |             | <b>62</b>            |

# COUNTY TICKET

YTD VS PREVIOUS  
YEAR

| <b>Stanly</b> | <b>3 HR</b> | <b>CNCL</b> | <b>NEW</b>   | <b>RXMT</b> | <b>UPDT</b> | <b>TOTAL<br/>Tickets</b> |
|---------------|-------------|-------------|--------------|-------------|-------------|--------------------------|
| <b>2023</b>   | 154         | 55          | <b>4598</b>  | 104         | 2709        | <b>7620</b>              |
| <b>2024</b>   | 244         | 43          | <b>4227</b>  | 187         | 2610        | <b>7311</b>              |
|               | 58.4%       | -21.8%      | <b>-8.1%</b> | 79.8%       | -3.7%       | <b>-4.1%</b>             |

# COUNTY TICKET DISTRIBUTION - JUNE

|            |      |
|------------|------|
| STANLY     | 1293 |
| ALBEMARLE  | 450  |
| BADIN      | 22   |
| LOCUST     | 279  |
| NEW LONDON | 57   |
| NORWOOD    | 161  |
| OAKBORO    | 177  |
| RED CROSS  | 19   |
| RICHFIELD  | 30   |
| STANFIELD  | 80   |

# Top 10 Callers for - Cabarrus

|    |  |     |
|----|--|-----|
| 1  | UTILITY LINES<br>CONSTRUCTION<br>SERVICES, INC | 689 |
| 2  | NATIONAL<br>ONDEMAND                           | 268 |
| 3  | PRINCE TELECOM                                 | 184 |
| 4  | WINDSTREAM<br>COMMUNICATIONS                   | 131 |
| 5  | DOUBLE J<br>DIRECTIONAL<br>DRILLING, LLC       | 98  |
| 6  | MILLER PIPELINE                                | 92  |
| 7  | G P ASSOCIATES, INC                            | 90  |
| 8  | METRO TECH                                     | 82  |
| 9  | ANSCO &<br>ASSOCIATES LLC                      | 70  |
| 10 | PILGRIM<br>COMMUNICATIONS                      | 65  |

# Top 10 Callers for - Rowan

|    |  |     |
|----|--|-----|
| 1  | UTILITY LINES<br>CONSTRUCTION<br>SERVICES, INC | 399 |
| 2  | NATIONAL<br>ONDEMAND                           | 203 |
| 3  | COOK<br>UNDERGROUND<br>CONTRACTING LLC         | 72  |
| 4  | UNIFIED UTILITY<br>SERVICES, LLC               | 70  |
| 5  | AT&T UTILITY<br>OPERATIONS                     | 67  |
| 6  | CITY OF SALISBURY                              | 57  |
| 7  | DUKE ENERGY                                    | 55  |
| 8  | PIEDMONT NATURAL<br>GAS                        | 38  |
| 9  | METRO TECH                                     | 37  |
| 10 | MILLER PIPELINE                                | 30  |

# Top 10 Callers for - Stanly

|    |  |     |
|----|--|-----|
| 1  | UTILITY LINES<br>CONSTRUCTION<br>SERVICES, INC | 101 |
| 2  | WINDSTREAM<br>COMMUNICATIONS                   | 86  |
| 3  | NATIONAL<br>ONDEMAND                           | 72  |
| 4  | SOUTHEAST<br>CONNECTIONS, LLC                  | 69  |
| 5  | WINDSTREAM<br>COMMUNICATIONS                   | 64  |
| 6  | CITY OF ALBEMARLE                              | 55  |
| 7  | METRO TECH                                     | 52  |
| 8  | BLYTHE<br>DEVELOPMENT                          | 50  |
| 9  | BLYTHE<br>DEVELOPMENT                          | 48  |
| 10 | DELLINGER INC                                  | 44  |

# June Damages

|                 |           |
|-----------------|-----------|
| ALAMANCE        | 14        |
| ALEXANDER       | 4         |
| ANSON           | 1         |
| BEAUFORT        | 3         |
| BERTIE          | 2         |
| BLADEN          | 1         |
| BRUNSWICK       | 10        |
| BUNCOMBE        | 26        |
| BURKE           | 4         |
| <b>CABARRUS</b> | <b>19</b> |
| CALDWELL        | 5         |
| CARTERET        | 7         |
| CATAWBA         | 30        |
| CHATHAM         | 12        |
| CHEROKEE        | 2         |
| CHOWAN          | 1         |
| CLAY            | 2         |
| CLEVELAND       | 14        |
| COLUMBUS        | 7         |
| CRAVEN          | 5         |
| CUMBERLAND      | 49        |
| CURRITUCK       | 9         |
| DARE            | 5         |
| DAVIDSON        | 18        |
| DAVIE           | 7         |
| DUPLIN          | 5         |
| DURHAM          | 61        |

|             |     |
|-------------|-----|
| EDGECOMBE   | 1   |
| FORSYTH     | 29  |
| FRANKLIN    | 5   |
| GASTON      | 33  |
| GRANVILLE   | 1   |
| GUILFORD    | 30  |
| HALIFAX     | 1   |
| HARNETT     | 32  |
| HAYWOOD     | 1   |
| HENDERSON   | 4   |
| HERTFORD    | 1   |
| HOKE        | 7   |
| HYDE        | 1   |
| IREDELL     | 31  |
| JACKSON     | 3   |
| JOHNSTON    | 37  |
| JONES       | 4   |
| LEE         | 11  |
| LENOIR      | 9   |
| LINCOLN     | 10  |
| MACON       | 1   |
| MCDOWELL    | 1   |
| MECKLENBURG | 234 |
| MONTGOMERY  | 4   |
| MOORE       | 17  |
| NASH        | 34  |

|               |           |
|---------------|-----------|
| NEW HANOVER   | 28        |
| ONslow        | 25        |
| ORANGE        | 25        |
| PAMLICO       | 5         |
| PASQUOTANK    | 1         |
| PENDER        | 7         |
| PERSON        | 1         |
| PITT          | 3         |
| POLK          | 4         |
| RANDOLPH      | 15        |
| RICHMOND      | 1         |
| ROBESON       | 4         |
| ROCKINGHAM    | 11        |
| <b>ROWAN</b>  | <b>15</b> |
| RUTHERFORD    | 2         |
| SAMPSON       | 2         |
| <b>STANLY</b> | <b>2</b>  |
| SURRY         | 1         |
| TRANSYLVANIA  | 1         |
| UNION         | 33        |
| WAKE          | 208       |
| WATAUGA       | 1         |

**Grand Total: 1270**

|        |   |
|--------|---|
| WAYNE  | 6 |
| WILSON | 2 |
| YADKIN | 2 |

# Top 10 Callers for - State

|    |  |      |
|----|--|------|
| 1  | AT&T UTILITY OPERATIONS                  | 6433 |
| 2  | PIEDMONT UTILITY GROUP, LLC              | 4188 |
| 3  | INFRASTRUCTURE TECHNOLOGY SERVICES       | 3804 |
| 4  | RG COMMUNICATIONS, INC                   | 3450 |
| 5  | PRINCE TELECOM                           | 3446 |
| 6  | UTILITY LINES CONSTRUCTION SERVICES, INC | 3165 |
| 7  | SOUTHEAST CONNECTIONS, LLC               | 2702 |
| 8  | KNIGHT BROADBAND, LLC                    | 2534 |
| 9  | NATIONAL ONDEMAND                        | 2446 |
| 10 | R H UNDERGROUND, LLC                     | 2415 |



# DAMAGES

**DIRT** Damage Information  
Reporting Tool



# June Damages

|            |    |
|------------|----|
| ALAMANCE   | 14 |
| ALEXANDER  | 4  |
| ALLEGHANY  | 0  |
| ANSON      | 1  |
| ASHE       | 0  |
| AVERY      | 0  |
| BEAUFORT   | 3  |
| BERTIE     | 2  |
| BLADEN     | 1  |
| BRUNSWICK  | 10 |
| BUNCOMBE   | 26 |
| BURKE      | 4  |
| CABARRUS   | 19 |
| CALDWELL   | 5  |
| CAMDEN     | 0  |
| CARTERET   | 7  |
| CASWELL    | 0  |
| CATAWBA    | 30 |
| CHATHAM    | 12 |
| CHEROKEE   | 2  |
| CHOWAN     | 1  |
| CLAY       | 2  |
| CLEVELAND  | 14 |
| COLUMBUS   | 7  |
| CRAVEN     | 5  |
| CUMBERLAND | 49 |
| CURRITUCK  | 9  |
| DARE       | 5  |
| DAVIDSON   | 18 |
| DAVIE      | 7  |
| DUPLIN     | 5  |
| DURHAM     | 61 |

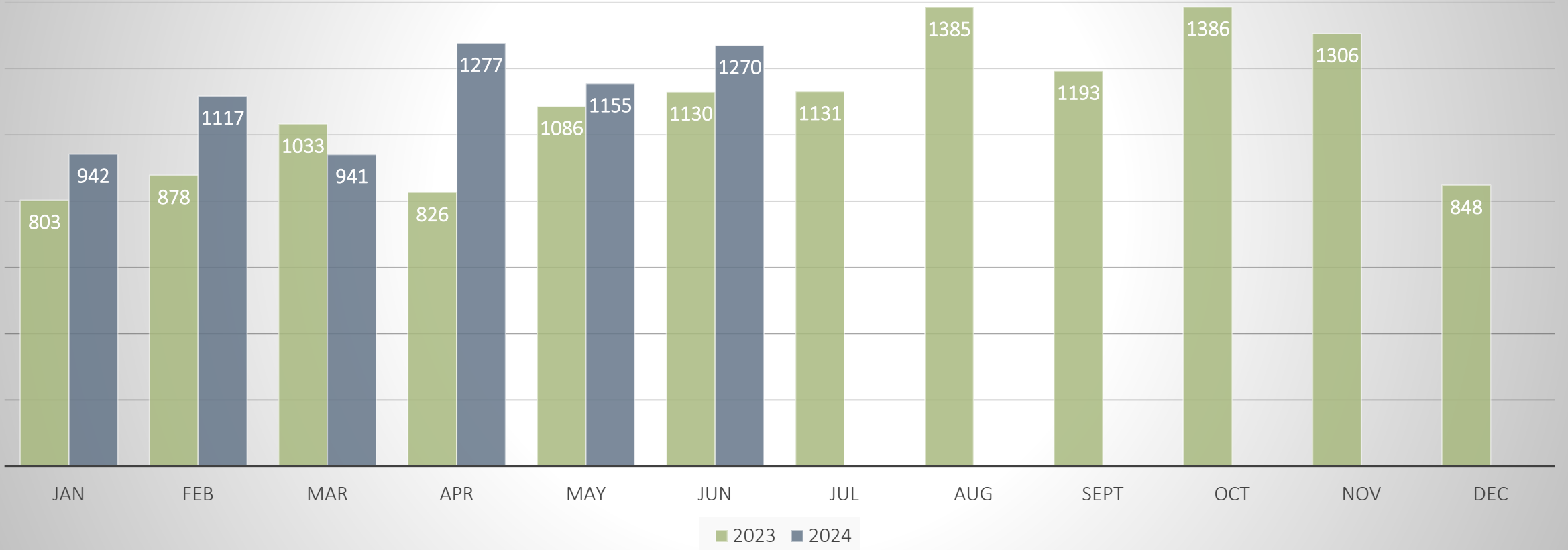
|             |     |
|-------------|-----|
| EDGECOMBE   | 1   |
| FORSYTH     | 29  |
| FRANKLIN    | 5   |
| GASTON      | 33  |
| GATES       | 0   |
| GRAHAM      | 0   |
| GRANVILLE   | 1   |
| GREENE      | 0   |
| GUILFORD    | 30  |
| HALIFAX     | 1   |
| HARNETT     | 32  |
| HAYWOOD     | 1   |
| HENDERSON   | 4   |
| HERTFORD    | 1   |
| HOKE        | 7   |
| HYDE        | 1   |
| IREDELL     | 31  |
| JACKSON     | 3   |
| JOHNSTON    | 37  |
| JONES       | 4   |
| LEE         | 11  |
| LENOIR      | 9   |
| LINCOLN     | 10  |
| MACON       | 1   |
| MADISON     | 0   |
| MARTIN      | 0   |
| MCDOWELL    | 1   |
| MECKLENBURG | 234 |
| MITCHELL    | 0   |
| MONTGOMERY  | 4   |
| MOORE       | 17  |
| NASH        | 2   |

|              |     |
|--------------|-----|
| NEW HANOVER  | 28  |
| NORTHAMPTON  | 0   |
| ONslow       | 25  |
| ORANGE       | 25  |
| PAMLICO      | 5   |
| PASQUOTANK   | 1   |
| PENDER       | 7   |
| PERQUIMANS   | 0   |
| PERSON       | 1   |
| PITT         | 3   |
| POLK         | 4   |
| RANDOLPH     | 15  |
| RICHMOND     | 1   |
| ROBESON      | 4   |
| ROCKINGHAM   | 11  |
| ROWAN        | 15  |
| RUTHERFORD   | 2   |
| SAMPSON      | 2   |
| SCOTLAND     | 0   |
| STANLY       | 2   |
| STOKES       | 0   |
| SURRY        | 1   |
| SWAIN        | 0   |
| TRANSYLVANIA | 1   |
| TYRRELL      | 0   |
| UNION        | 33  |
| VANCE        | 0   |
| WAKE         | 208 |
| WARREN       | 0   |
| WASHINGTON   | 0   |
| WATAUGA      | 1   |

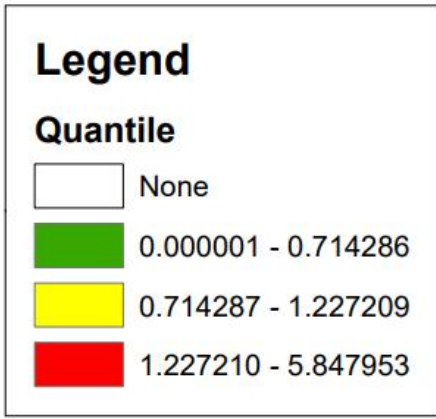
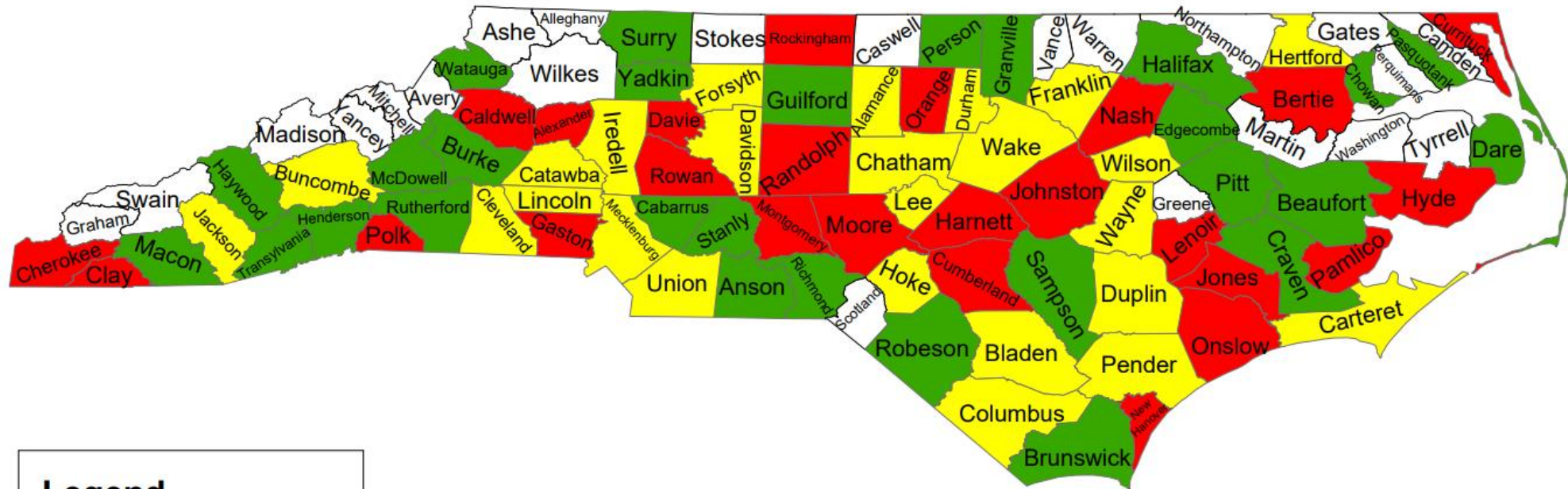
**Grand Total: 1270**

|        |   |
|--------|---|
| WAYNE  | 6 |
| WILKES | 0 |
| WILSON | 2 |
| YADKIN | 2 |
| YANCEY | 0 |

## Damages in North Carolina 2024 vs 2023



# Damages Per 1,000 Transmissions



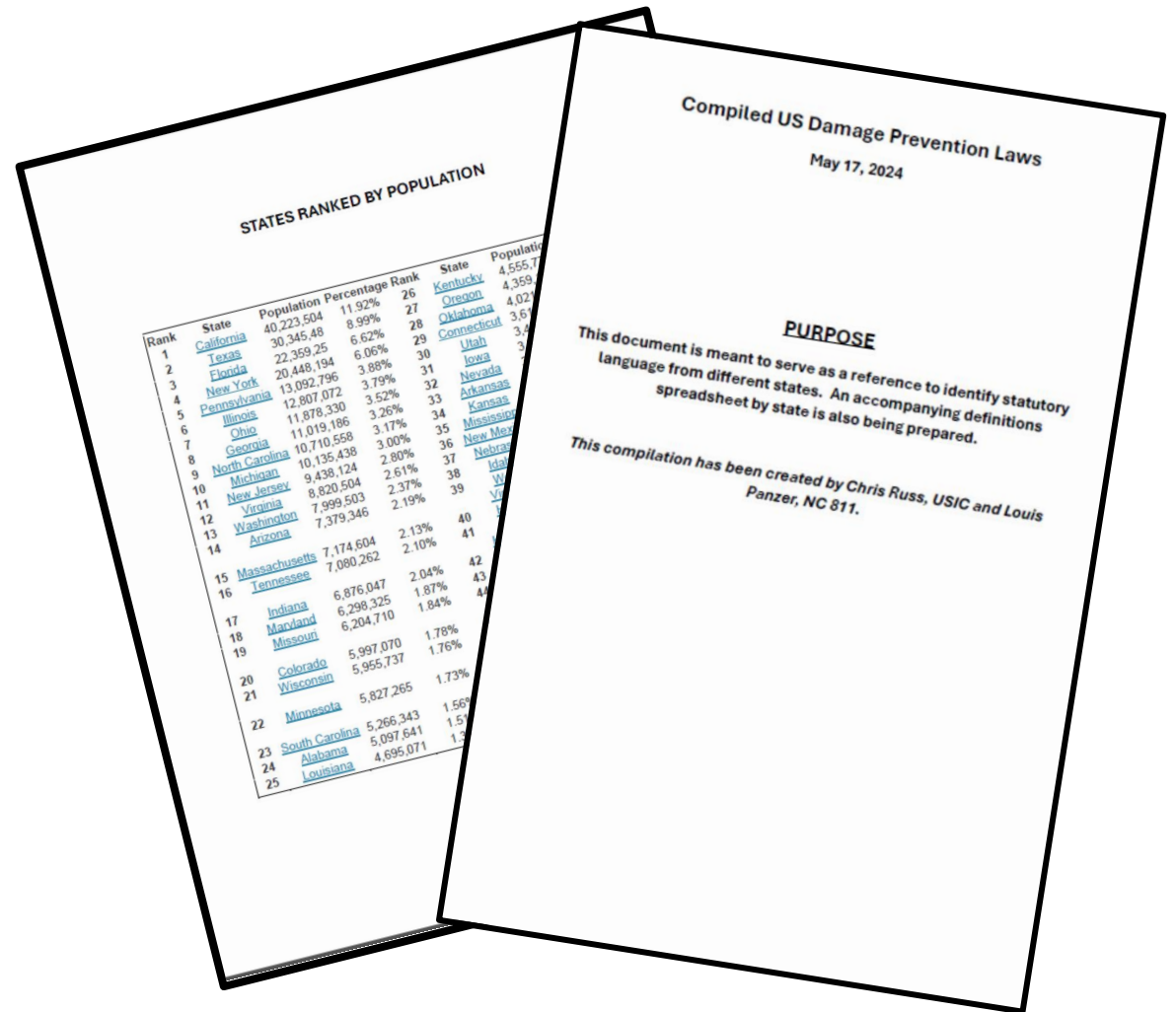
- Task Team Formed
- Senator Sponsors (Lazzara, Rep. Arp)
- Three Meetings Occurred
- Shared Compilation of All State Laws (990 pages worth)
- Redlined Document Shared With Task Team
- Goal is completed language for 2025

#### STATES RANKED BY POPULATION

| Rank | State                          | Population | Percentage | Rank | State                         | Population | Percentage |
|------|--------------------------------|------------|------------|------|-------------------------------|------------|------------|
| 1    | <a href="#">California</a>     | 40,223,504 | 11.92%     | 26   | <a href="#">Kentucky</a>      | 4,555,777  | 1.35%      |
| 2    | <a href="#">Texas</a>          | 30,345,48  | 8.99%      | 27   | <a href="#">Oregon</a>        | 4,359,110  | 1.29%      |
| 3    | <a href="#">Florida</a>        | 22,359,25  | 6.62%      | 28   | <a href="#">Oklahoma</a>      | 4,021,753  | 1.19%      |
| 4    | <a href="#">New York</a>       | 20,448,194 | 6.06%      | 29   | <a href="#">Connecticut</a>   | 3,615,499  | 1.07%      |
| 5    | <a href="#">Pennsylvania</a>   | 13,092,796 | 3.88%      | 30   | <a href="#">Utah</a>          | 3,423,935  | 1.01%      |
| 6    | <a href="#">Illinois</a>       | 12,807,072 | 3.79%      | 31   | <a href="#">Iowa</a>          | 3,233,572  | 0.96%      |
| 7    | <a href="#">Ohio</a>           | 11,878,330 | 3.52%      | 32   | <a href="#">Nevada</a>        | 3,225,832  | 0.96%      |
| 8    | <a href="#">Georgia</a>        | 11,019,186 | 3.26%      | 33   | <a href="#">Arkansas</a>      | 3,040,207  | 0.90%      |
| 9    | <a href="#">North Carolina</a> | 10,710,558 | 3.17%      | 34   | <a href="#">Kansas</a>        | 2,963,308  | 0.88%      |
| 10   | <a href="#">Michigan</a>       | 10,135,438 | 3.00%      | 35   | <a href="#">Mississippi</a>   | 2,959,473  | 0.88%      |
| 11   | <a href="#">New Jersey</a>     | 9,438,124  | 2.80%      | 36   | <a href="#">New Mexico</a>    | 2,135,024  | 0.63%      |
| 12   | <a href="#">Virginia</a>       | 8,820,504  | 2.61%      | 37   | <a href="#">Nebraska</a>      | 2,002,052  | 0.59%      |
| 13   | <a href="#">Washington</a>     | 7,999,503  | 2.37%      | 38   | <a href="#">Idaho</a>         | 1,920,562  | 0.57%      |
| 14   | <a href="#">Arizona</a>        | 7,379,346  | 2.19%      | 39   | <a href="#">West Virginia</a> | 1,775,932  | 0.53%      |
| 15   | <a href="#">Massachusetts</a>  | 7,174,604  | 2.13%      | 40   | <a href="#">Hawaii</a>        | 1,483,762  | 0.44%      |
| 16   | <a href="#">Tennessee</a>      | 7,080,262  | 2.10%      | 41   | <a href="#">New Hampshire</a> | 1,395,847  | 0.41%      |
| 17   | <a href="#">Indiana</a>        | 6,876,047  | 2.04%      | 42   | <a href="#">Maine</a>         | 1,372,559  | 0.41%      |
| 18   | <a href="#">Maryland</a>       | 6,298,325  | 1.87%      | 43   | <a href="#">Montana</a>       | 1,112,668  | 0.33%      |
| 19   | <a href="#">Missouri</a>       | 6,204,710  | 1.84%      | 44   | <a href="#">Rhode Island</a>  | 1,110,822  | 0.33%      |
| 20   | <a href="#">Colorado</a>       | 5,997,070  | 1.78%      | 45   | <a href="#">Delaware</a>      | 1,017,551  | 0.30%      |
| 21   | <a href="#">Wisconsin</a>      | 5,955,737  | 1.76%      | 46   | <a href="#">South Dakota</a>  | 908,414    | 0.27%      |
| 22   | <a href="#">Minnesota</a>      | 5,827,265  | 1.73%      | 47   | <a href="#">North Dakota</a>  | 811,044    | 0.24%      |
| 23   | <a href="#">South Carolina</a> | 5,266,343  | 1.56%      | 48   | <a href="#">Alaska</a>        | 740,339    | 0.22%      |
| 24   | <a href="#">Alabama</a>        | 5,097,641  | 1.51%      | 49   | <a href="#">Vermont</a>       | 647,156    | 0.19%      |
| 25   | <a href="#">Louisiana</a>      | 4,695,071  | 1.39%      | 50   | <a href="#">Wyoming</a>       | 583,279    | 0.17%      |



- Tolerance Zone (24-18 inches)
- Mandatory White Lining
- Ticket Life (15-30 working days)
- Hinging the locate time to the work date
- Clarifying ticket size
- Mark Maintenance
- Enforcement items



**NOTE: 5.78% of US population in NC and VA.**  
*Reach out if you would like a copy of compiled laws document.*

## **Represented Groups:**

Sen. Michael Lazzara [Michael.Lazzara@ncleg.gov](mailto:Michael.Lazzara@ncleg.gov)

NC 811: Louis Panzer, [louis@nc811.org](mailto:louis@nc811.org)

Locators: Christopher Russ [ChristopherRuss@usicllc.com](mailto:ChristopherRuss@usicllc.com)

Surveyors: Sherri Barron [SBarron@ncsurveyors.com](mailto:SBarron@ncsurveyors.com)

Municipalities: Allen Turnage [aturnage@townofclaytonnc.org](mailto:aturnage@townofclaytonnc.org)

Gas Transmission: API, David McGowan 919-412-4200, [mcgowand@api.org](mailto:mcgowand@api.org)

Gas Distribution: Collins, Jim [Jim.Collins@duke-energy.com](mailto:Jim.Collins@duke-energy.com)

Electric: BARE, DANIEL [DANIEL.BARE@duke-energy.com](mailto:DANIEL.BARE@duke-energy.com)

Telecommunications: Hardin, Sarah A [Sarah.Hardin@windstream.com](mailto:Sarah.Hardin@windstream.com)

NCDOT: Garry, Keith T [ktgarry@ncdot.gov](mailto:ktgarry@ncdot.gov)

AGC: Bill Stricker [BStricker@CarolinasAGC.org](mailto:BStricker@CarolinasAGC.org)

NUCA: Justus Everett [j53everett@abeutilities.com](mailto:j53everett@abeutilities.com)

NCRWA: Heather Summers [heathersomers@ncrwa.org](mailto:heathersomers@ncrwa.org)

NCEMC/UGDPRB: Jake Poplin [jakej@ccemc.com](mailto:jakej@ccemc.com)



# Promote Safety at your next meeting with NC811's Tailgate Safety Talk Papers!

Enhance your safety meetings with our newly released Tailgate Safety Talk papers, now available for download from [NC811.org](https://www.nc811.org)! Located under the Education Resource section, these comprehensive papers cover 26 crucial safety topics designed to keep your team informed and protected.







# NC 811.ORG EDUCATION TEAM



Parrish Reddick  
Piedmont Liaison



Steven Moore  
Media Relations Specialist



Ann Rushing  
Education Manager



Tami Groves  
Southeast Liaison



Howard Corey  
Eastern Liaison



Tyler Ross  
Western Liaison



Follow NCUCC on Facebook. There we will post meeting info, schedules, photos and videos and joint conference updates.

[facebook.com/ncucc1](https://facebook.com/ncucc1)

## THANK YOU

A copy of this presentation is available at [www.ncucc.org](http://www.ncucc.org)

If this meeting was virtual or hybrid, a video is available on [ncucc.org](http://ncucc.org). Go to County UCC's.

The video will be listed under the month and year the meeting took place.

**Attendee Roster**

| Name of Course |                 | Cabarrus Rowan Stanly UCC |                                   |
|----------------|-----------------|---------------------------|-----------------------------------|
| Location       |                 | Concord                   |                                   |
| Course #       |                 | 7/11/2024                 |                                   |
| 1              | Name            | Org                       | E-Mail                            |
| 1              | Ann Rushing     | NC811                     | annrushing@nc811.org              |
| 2              | LEO Brooks      | DENC                      | Leo.Brooks@Dominionenergy.com     |
| 3              | Jimmy GRAY      | DENC                      | Jimmy.GRAY@Dominionenergy.com     |
| 4              | Zac Harris      | PNG                       | Zac.harris@duke-energy.com        |
| 5              | Marshal Herring | PNG                       | Marshal.herring@duke-energy.com   |
| 6              | Scott Swindler  | DENC                      | Scott.Swindler@dominionenergy.com |
| 7              | Ralph Evchner   | DENC                      | Ralph.Evchner@dominionenergy.com  |
| 8              |                 |                           |                                   |
| 9              |                 |                           |                                   |
| 10             |                 |                           |                                   |
| 11             |                 |                           |                                   |
| 12             |                 |                           |                                   |
| 13             |                 |                           |                                   |
| 14             |                 |                           |                                   |
| 15             |                 |                           |                                   |
| 16             |                 |                           |                                   |
| 17             |                 |                           |                                   |
| 18             |                 |                           |                                   |
| 19             |                 |                           |                                   |
| 20             |                 |                           |                                   |
| 21             |                 |                           |                                   |
| 22             |                 |                           |                                   |
| 23             |                 |                           |                                   |
| 24             |                 |                           |                                   |