



★ NC811  
★ MONTHLY UPDATE  
★ JULY 2024  
★  
★  
★ Guilford UCC  
★  
★  
★  
★  
★  
★



# UPCOMING MEETINGS

- **NC State UCC Meeting**  
Tuesday, July 9 from 10 to 12  
Charlotte Water, 4100 W Tyvola Rd, Charlotte
- **Underground Damage Prevention Review Board**  
Wednesday, July 10 from 10 to 4  
NC811 Events Center, Greensboro  
<https://udprb.nc.gov/Reporting-a-Violation>
- **Locate Resolution Partnership Committee**  
Wednesday, July 17 from 11 to 1  
NC811 Events Center, Greensboro  
<https://ncucc.org/locate-resolution-partnership-committee/>





# UPCOMING MEETINGS

- **NC811 Board Meeting**  
Friday, July 19 from 8 to 12  
Crowne Plaza Resort, 1 Resort Dr, Asheville





# UPCOMING MEETINGS

- **AUGUST 8<sup>th</sup>**  
Washington Nationals Game  
1500 S Capitol St SE, Washington, DC
- **AUGUST 11<sup>th</sup>**  
Greensboro Grasshoppers Game for 8-11 Day!  
1pm to 5pm  
408 Bellemeade St, Greensboro, NC





# CALENDAR

NC811 & NCUCC event  
calendars can be found  
on [nc811.org](http://nc811.org) or the nc811  
app





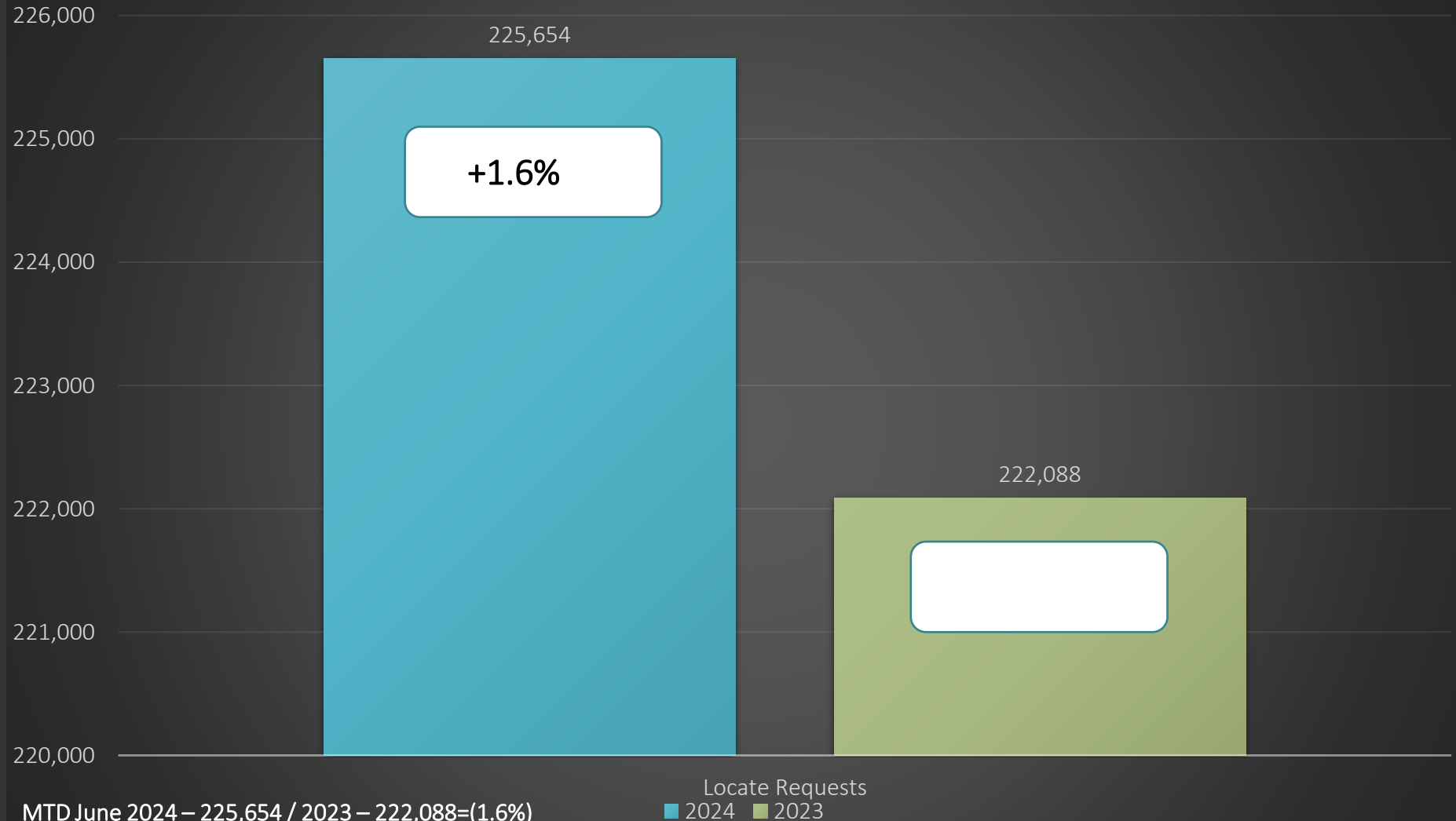


# DATA INSIGHTS

Locate Request,  
Transmissions,  
County ticket volume  
and distribution



# Locate Requests for NC - June 2024 vs 2023



MTD June 2024 – 225,654 / 2023 – 222,088 = (1.6%)

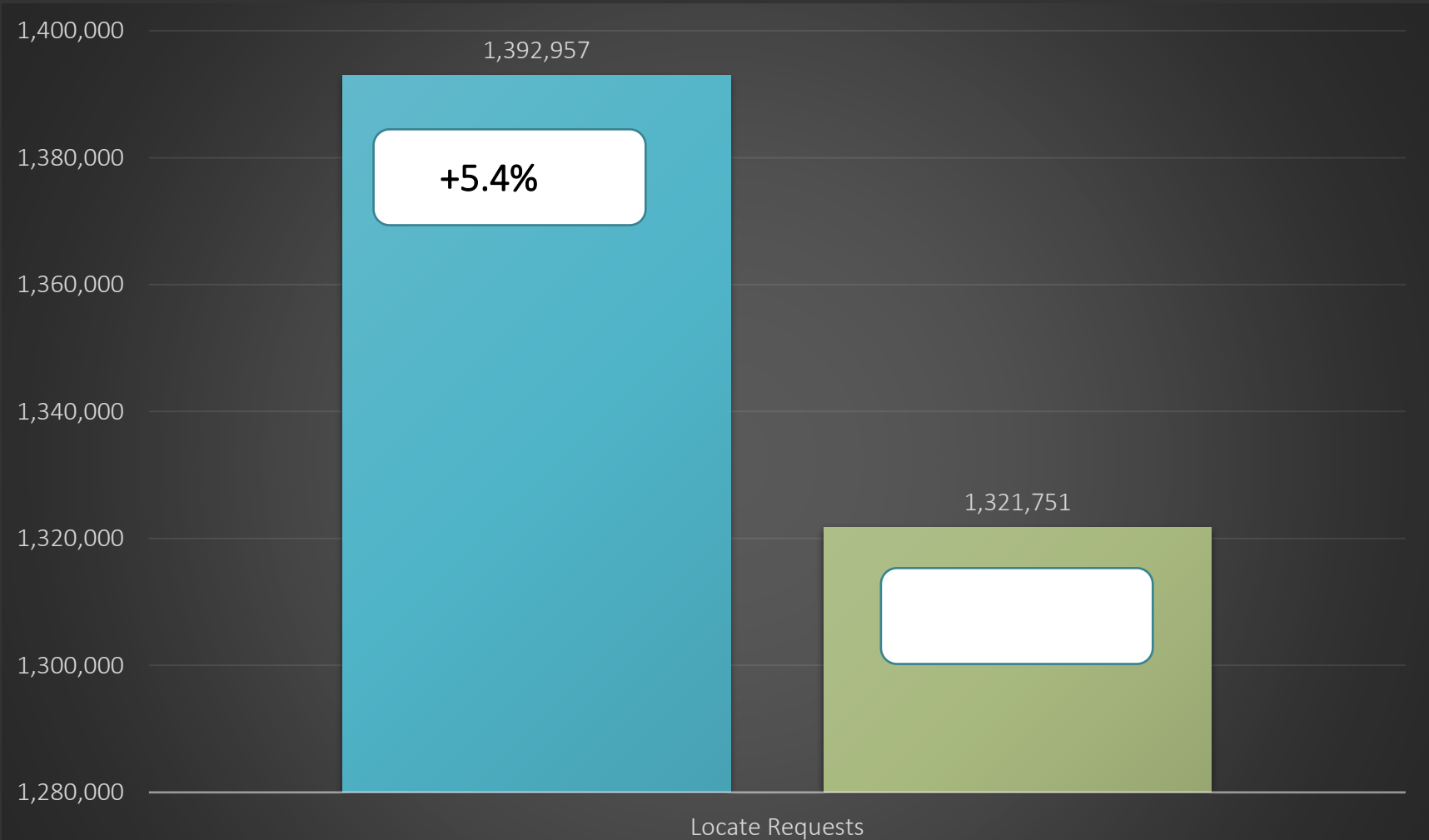
YTD 2024 – 1,392,957 / 2023 – 1,321,751 = +5.4 %

Updates for June 2024 – (70,564) = 31.3% of volume / May 2024 = 35.1% (3.8% Decrease from the month before)

Locate Requests  
■ 2024 ■ 2023



# Locate Requests for NC - YTD



MTD June 2024 – 225,654 / 2023 – 222,088=(1.9%)

YTD 2024 – 1,392,957/ 2023 – 1,321,751 = +5.4 %

Updates for June 2024 – (70,564) = 31.3% of volume / May 2024 = 35.1% (3.8% Decrease from the month before)

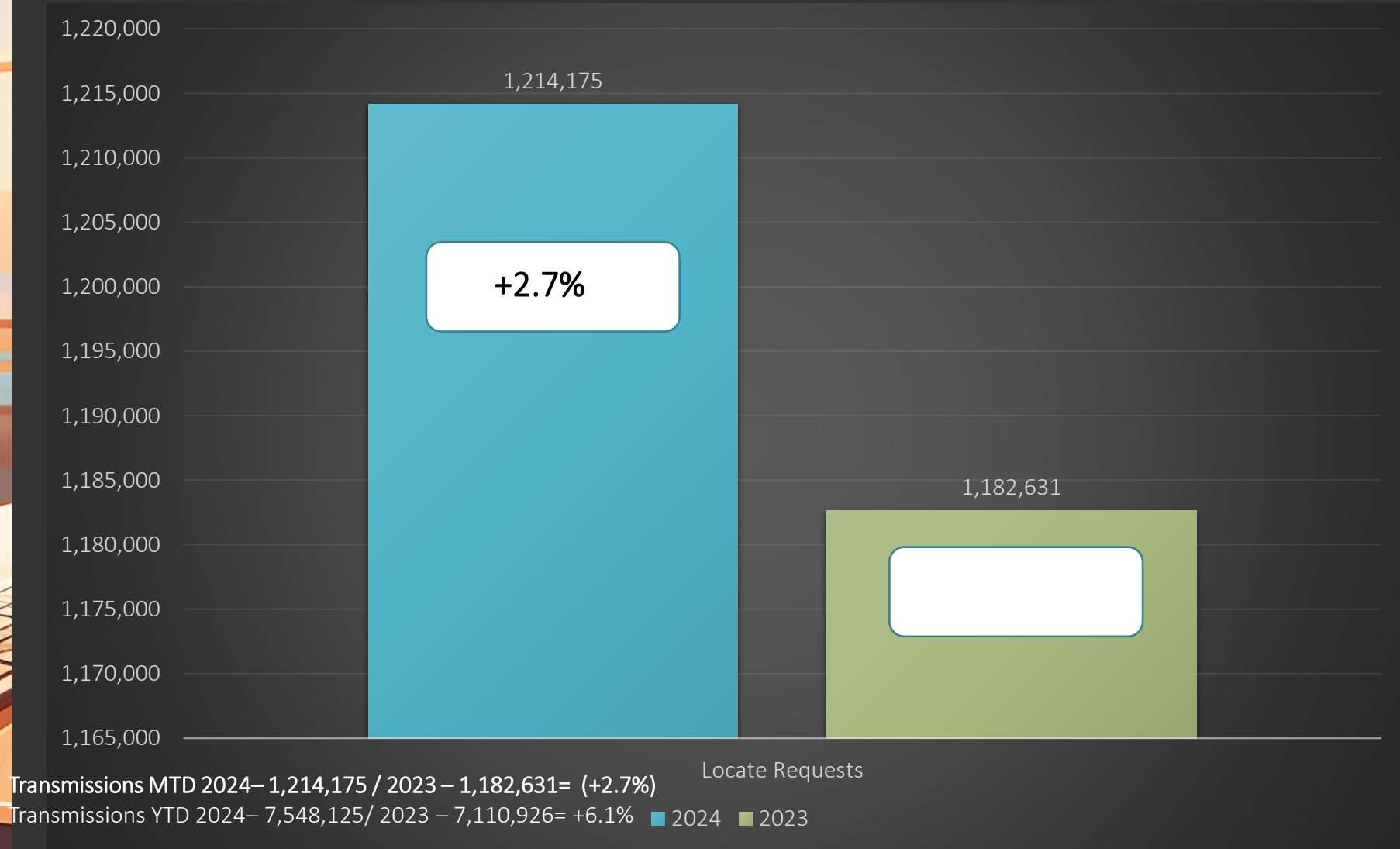
■ 2024 ■ 2023





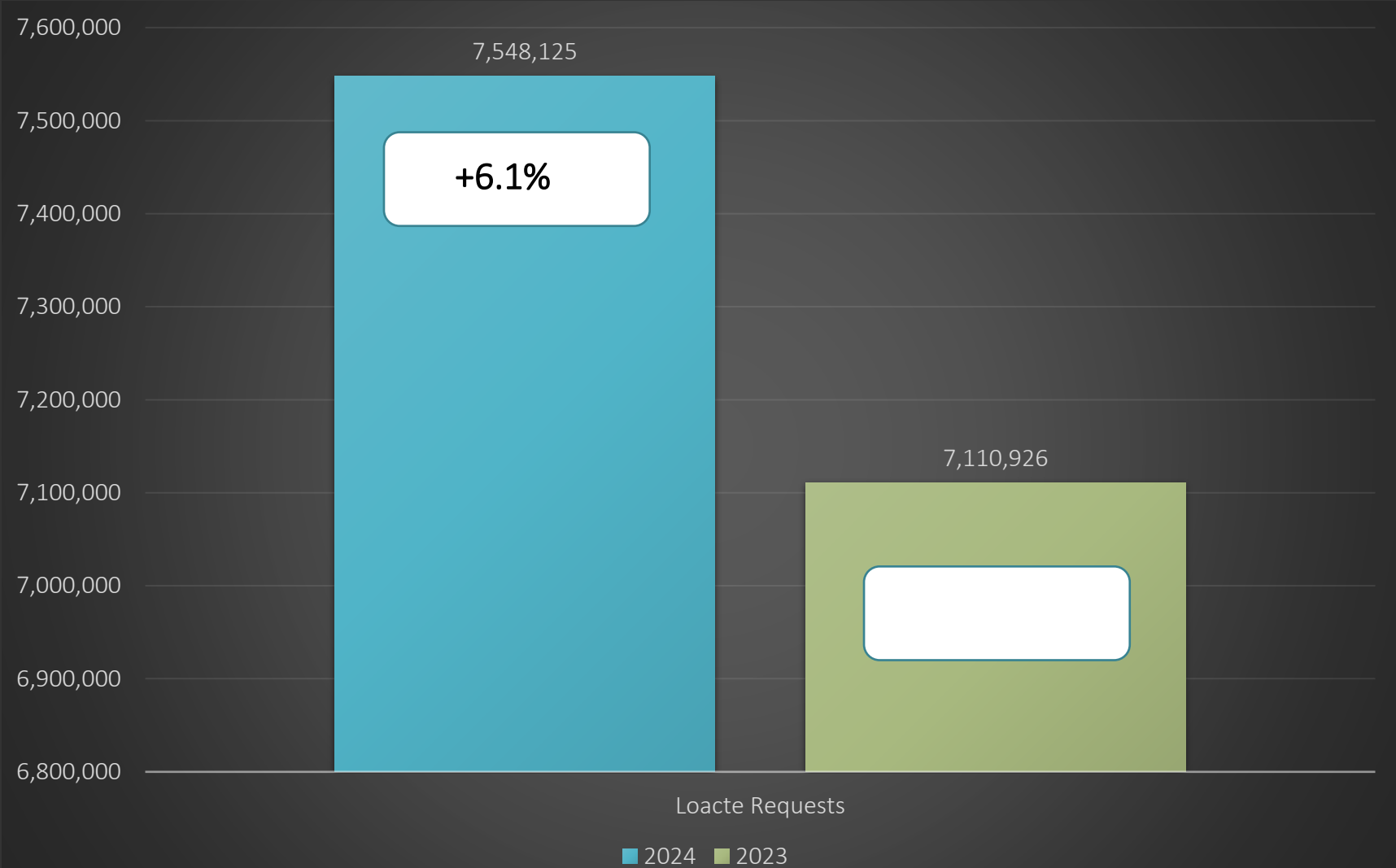


# Transmissions for NC - June 24 vs 23





# Transmissions for NC - YTD 2024



■ 2024 ■ 2023

Transmissions MTD 2024- 1,214,175 / 2023 - 1,182,631= (+1.1%)

Transmissions YTD 2024- 7,548,125/ 2023 - 7,110,926= (+6.1%)





# COUNTY TICKET

2024 VS 2023

<b>Guilford</b>	<b>3 HR</b>	<b>CNCL</b>	<b>NEW</b>	<b>RXMT</b>	<b>UPDT</b>	<b>TOTAL Tickets</b>
<b>2023</b>	<b>289</b>	103	<b>5781</b>	200	<b>3167</b>	9540
<b>2024</b>	<b>257</b>	75	<b>4442</b>	113	<b>2143</b>	7030
<b>+/- Var</b>	<b>-11.1%</b>	<b>-27.2%</b>	<b>-23.2%</b>	<b>-43.5%</b>	<b>-32.3%</b>	<b>-26.3%</b>
			<b>Avg Locates per Day</b>			<b>335</b>



# COUNTY TICKET

YTD VS PREVIOUS  
YEAR

<b>Guilford</b>	<b>3 HR</b>	<b>CNCL</b>	<b>NEW</b>	<b>RXMT</b>	<b>UPDT</b>	<b>TOTAL Tickets</b>
<b>2023</b>	<b>2120</b>	<b>613</b>	<b>34032</b>	<b>945</b>	<b>19805</b>	<b>57515</b>
<b>2024</b>	<b>1826</b>	<b>544</b>	<b>29912</b>	<b>789</b>	<b>15635</b>	<b>48706</b>
<b>+/- Var</b>	<b>-13.9%</b>	<b>-11.3%</b>	<b>-12.1%</b>	<b>-16.5%</b>	<b>-21.1%</b>	<b>-15.3%</b>
			<b>Avg Locates per Day</b>			<b>390</b>

# COUNTY TICKET DISTRIBUTION - JUNE

<b>GUILFORD</b>	<b>7030</b>
ARCHDALE	12
BROWNS SUMMIT	147
BURLINGTON	41
CLIMAX	22
COLFAX	60
DEEP RIVER	11
GIBSONVILLE	109
<b>GREENSBORO</b>	<b>4176</b>
GUILFORD	10
HIGH POINT	<b>1104</b>
JAMESTOWN	172
JULIAN	59
KERNERSVILLE	85
MCLEANSVILLE	102
OAK RIDGE	216
PLEASANT GARDEN	65
STOKESDALE	168
SUMMERFIELD	244
WHITSETT	206



# Top 10 Callers for -

<b>Guilford</b>	<b>Name</b>	<b>Totals</b>
<b>1</b>	<b>SOUTHEAST CONNECTIONS, LLC</b>	<b>543</b>
<b>2</b>	<b>AT&amp;T UTILITY OPERATIONS</b>	<b>472</b>
<b>3</b>	<b>UTILITY LINES CONSTRUCTION SERVICES, INC</b>	<b>450</b>
<b>4</b>	<b>NATIONAL ONDEMAND</b>	<b>359</b>
<b>5</b>	<b>J &amp; J UNDERGROUND UTILITIES LLC</b>	<b>292</b>
<b>6</b>	<b>PIKE ELECTRIC</b>	<b>211</b>
<b>7</b>	<b>SMITH AND JENNINGS</b>	<b>133</b>
<b>8</b>	<b>EVERGREEN LANDSCAPING &amp; MAINTENANCE, INC</b>	<b>128</b>
<b>9</b>	<b>G H L SERVICES, INC</b>	<b>125</b>
<b>10</b>	<b>DUKE ENERGY</b>	<b>111</b>

# DAMAGES

**DIRT** Damage Information  
Reporting Tool





# June Damages

ALAMANCE	14
ALEXANDER	4
ALLEGHANY	0
ANSON	1
ASHE	0
AVERY	0
BEAUFORT	3
BERTIE	2
BLADEN	1
BRUNSWICK	10
BUNCOMBE	26
BURKE	4
CABARRUS	19
CALDWELL	5
CAMDEN	0
CARTERET	7
CASWELL	0
CATAWBA	30
CHATHAM	12
CHEROKEE	2
CHOWAN	1
CLAY	2
CLEVELAND	14
COLUMBUS	7
CRAVEN	5
<b>CUMBERLAND</b>	<b>49</b>
CURRITUCK	9
DARE	5
DAVIDSON	18
DAVIE	7
DUPLIN	5
<b>DURHAM</b>	<b>61</b>

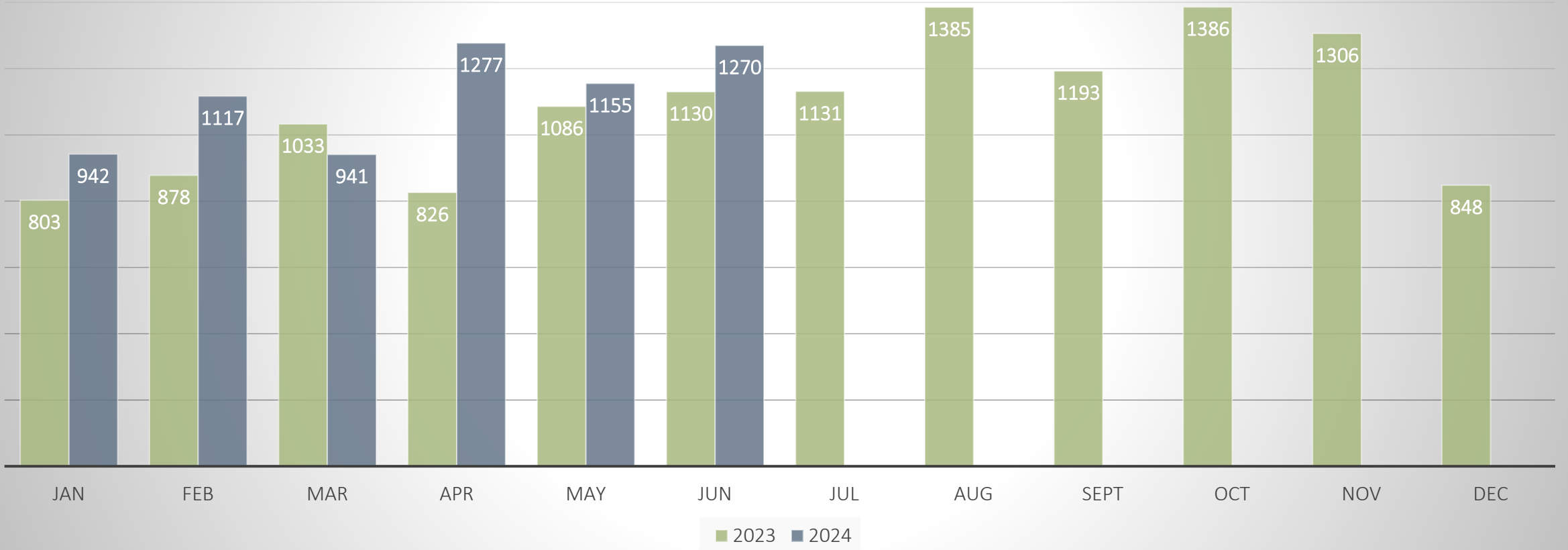
EDGECOMBE	1
FORSYTH	29
FRANKLIN	5
<b>GASTON</b>	<b>33</b>
GATES	0
GRAHAM	0
GRANVILLE	1
GREENE	0
<b>GUILFORD</b>	<b>30</b>
HALIFAX	1
<b>HARNETT</b>	<b>32</b>
HAYWOOD	1
HENDERSON	4
HERTFORD	1
HOKE	7
HYDE	1
<b>IREDELL</b>	<b>31</b>
JACKSON	3
<b>JOHNSTON</b>	<b>37</b>
JONES	4
LEE	11
LENOIR	9
LINCOLN	10
MACON	1
MADISON	0
MARTIN	0
MCDOWELL	1
<b>MECKLENBURG</b>	<b>234</b>
MITCHELL	0
MONTGOMERY	4
MOORE	17
<b>MORRIS</b>	<b>24</b>

NEW HANOVER	28
NORTHAMPTON	0
ONslow	25
ORANGE	25
PAMLICO	5
PASQUOTANK	1
PENDER	7
PERQUIMANS	0
PERSON	1
PITT	3
POLK	4
RANDOLPH	15
RICHMOND	1
ROBESON	4
ROCKINGHAM	11
ROWAN	15
RUTHERFORD	2
SAMPSON	2
SCOTLAND	0
STANLY	2
STOKES	0
SURRY	1
SWAIN	0
TRANSYLVANIA	1
TYRRELL	0
<b>UNION</b>	<b>33</b>
VANCE	0
<b>WAKE</b>	<b>208</b>
WARREN	0
WASHINGTON	0
WATAUGA	1

**Grand Total: 1270**

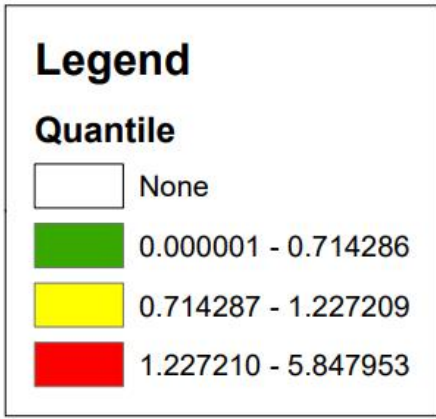
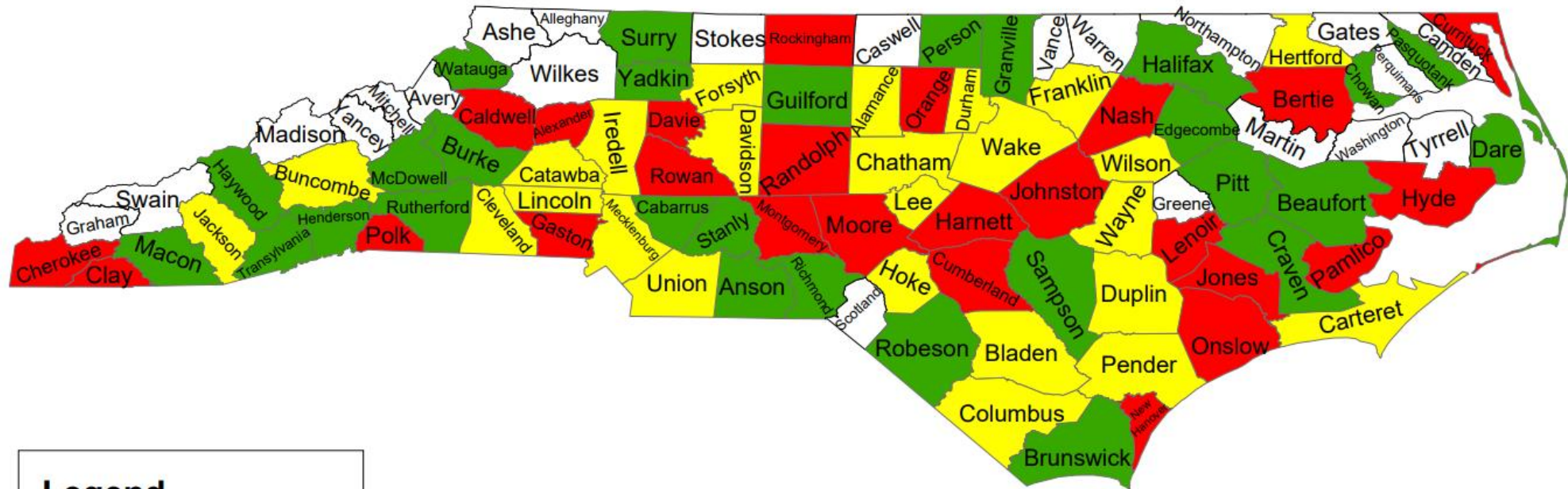
WAYNE	6
WILKES	0
WILSON	2
YADKIN	2
YANCEY	0

## Damages in North Carolina 2024 vs 2023





# Damages Per 1,000 Transmissions



- Task Team Formed
- Senator Sponsors (Lazzara, Rep. Arp)
- Three Meetings Occurred
- Shared Compilation of All State Laws (990 pages worth)
- Redlined Document Shared With Task Team
- Goal is completed language for 2025

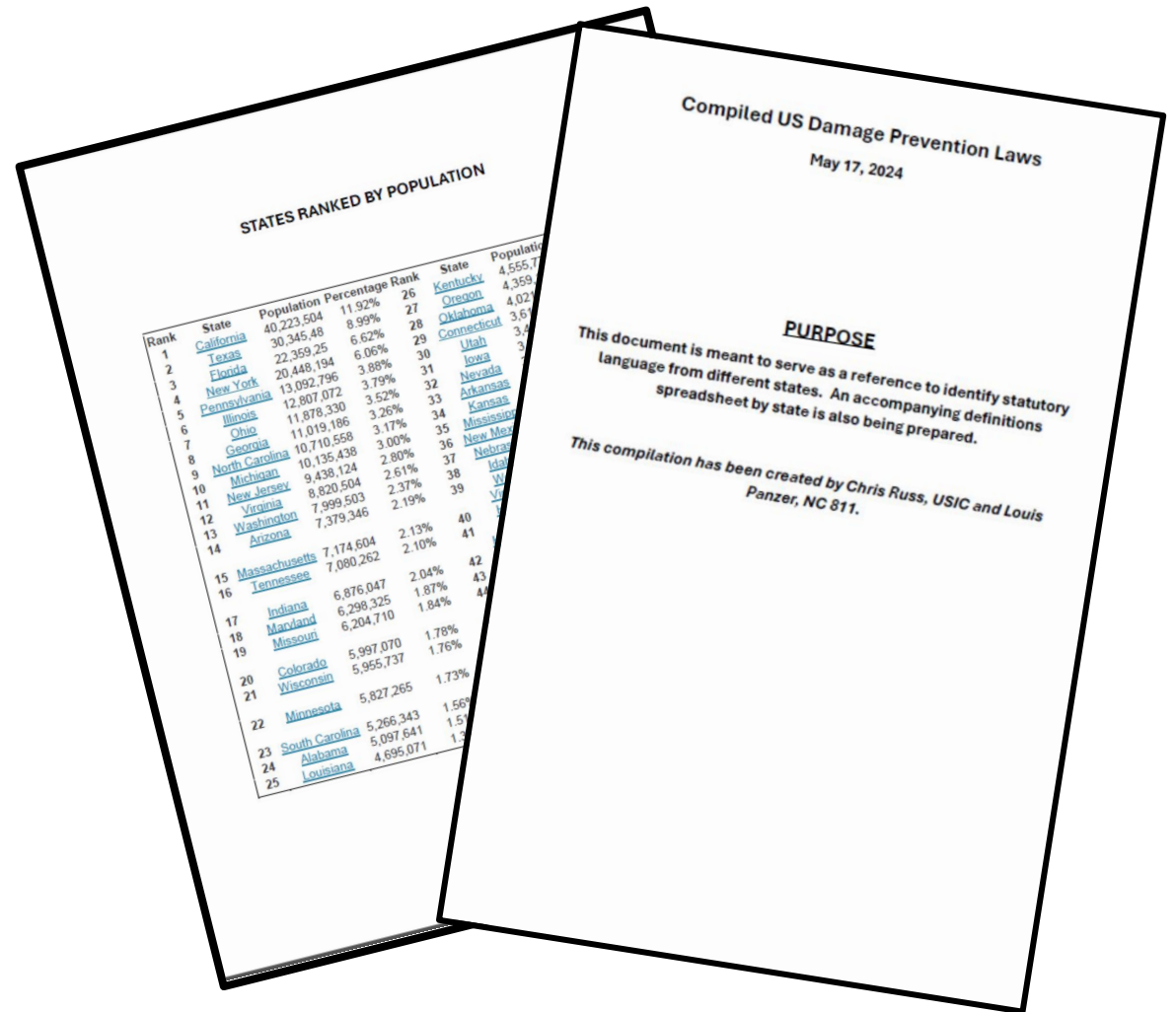
#### STATES RANKED BY POPULATION

Rank	State	Population	Percentage	Rank	State	Population	Percentage
1	<a href="#">California</a>	40,223,504	11.92%	26	<a href="#">Kentucky</a>	4,555,777	1.35%
2	<a href="#">Texas</a>	30,345,48	8.99%	27	<a href="#">Oregon</a>	4,359,110	1.29%
3	<a href="#">Florida</a>	22,359,25	6.62%	28	<a href="#">Oklahoma</a>	4,021,753	1.19%
4	<a href="#">New York</a>	20,448,194	6.06%	29	<a href="#">Connecticut</a>	3,615,499	1.07%
5	<a href="#">Pennsylvania</a>	13,092,796	3.88%	30	<a href="#">Utah</a>	3,423,935	1.01%
6	<a href="#">Illinois</a>	12,807,072	3.79%	31	<a href="#">Iowa</a>	3,233,572	0.96%
7	<a href="#">Ohio</a>	11,878,330	3.52%	32	<a href="#">Nevada</a>	3,225,832	0.96%
8	<a href="#">Georgia</a>	11,019,186	3.26%	33	<a href="#">Arkansas</a>	3,040,207	0.90%
9	<a href="#">North Carolina</a>	10,710,558	3.17%	34	<a href="#">Kansas</a>	2,963,308	0.88%
10	<a href="#">Michigan</a>	10,135,438	3.00%	35	<a href="#">Mississippi</a>	2,959,473	0.88%
11	<a href="#">New Jersey</a>	9,438,124	2.80%	36	<a href="#">New Mexico</a>	2,135,024	0.63%
12	<a href="#">Virginia</a>	8,820,504	2.61%	37	<a href="#">Nebraska</a>	2,002,052	0.59%
13	<a href="#">Washington</a>	7,999,503	2.37%	38	<a href="#">Idaho</a>	1,920,562	0.57%
14	<a href="#">Arizona</a>	7,379,346	2.19%	39	<a href="#">West Virginia</a>	1,775,932	0.53%
15	<a href="#">Massachusetts</a>	7,174,604	2.13%	40	<a href="#">Hawaii</a>	1,483,762	0.44%
16	<a href="#">Tennessee</a>	7,080,262	2.10%	41	<a href="#">New Hampshire</a>	1,395,847	0.41%
17	<a href="#">Indiana</a>	6,876,047	2.04%	42	<a href="#">Maine</a>	1,372,559	0.41%
18	<a href="#">Maryland</a>	6,298,325	1.87%	43	<a href="#">Montana</a>	1,112,668	0.33%
19	<a href="#">Missouri</a>	6,204,710	1.84%	44	<a href="#">Rhode Island</a>	1,110,822	0.33%
20	<a href="#">Colorado</a>	5,997,070	1.78%	45	<a href="#">Delaware</a>	1,017,551	0.30%
21	<a href="#">Wisconsin</a>	5,955,737	1.76%	46	<a href="#">South Dakota</a>	908,414	0.27%
22	<a href="#">Minnesota</a>	5,827,265	1.73%	47	<a href="#">North Dakota</a>	811,044	0.24%
23	<a href="#">South Carolina</a>	5,266,343	1.56%	48	<a href="#">Alaska</a>	740,339	0.22%
24	<a href="#">Alabama</a>	5,097,641	1.51%	49	<a href="#">Vermont</a>	647,156	0.19%
25	<a href="#">Louisiana</a>	4,695,071	1.39%	50	<a href="#">Wyoming</a>	583,279	0.17%





- Tolerance Zone (24-18 inches)
- Mandatory White Lining
- Ticket Life (15-30 working days)
- Hinging the locate time to the work date
- Clarifying ticket size
- Mark Maintenance
- Enforcement items



**NOTE: 5.78% of US population in NC and VA.**  
Reach out if you would like a copy of compiled laws document.

## **Represented Groups:**

Sen. Michael Lazzara [Michael.Lazzara@ncleg.gov](mailto:Michael.Lazzara@ncleg.gov)

NC 811: Louis Panzer, [louis@nc811.org](mailto:louis@nc811.org)

Locators: Christopher Russ [ChristopherRuss@usicllc.com](mailto:ChristopherRuss@usicllc.com)

Surveyors: Sherri Barron [SBarron@ncsurveyors.com](mailto:SBarron@ncsurveyors.com)

Municipalities: Allen Turnage [aturnage@townofclaytonnc.org](mailto:aturnage@townofclaytonnc.org)

Gas Transmission: API, David McGowan 919-412-4200, [mcgowand@api.org](mailto:mcgowand@api.org)

Gas Distribution: Collins, Jim [Jim.Collins@duke-energy.com](mailto:Jim.Collins@duke-energy.com)

Electric: BARE, DANIEL [DANIEL.BARE@duke-energy.com](mailto:DANIEL.BARE@duke-energy.com)

Telecommunications: Hardin, Sarah A [Sarah.Hardin@windstream.com](mailto:Sarah.Hardin@windstream.com)

NCDOT: Garry, Keith T [ktgarry@ncdot.gov](mailto:ktgarry@ncdot.gov)

AGC: Bill Stricker [BStricker@CarolinasAGC.org](mailto:BStricker@CarolinasAGC.org)

NUCA: Justus Everett [j53everett@abeutilities.com](mailto:j53everett@abeutilities.com)

NCRWA: Heather Summers [heathersomers@ncrwa.org](mailto:heathersomers@ncrwa.org)

NCEMC/UGDPRB: Jake Poplin [jakej@ccemc.com](mailto:jakej@ccemc.com)



# Promote Safety at your next meeting with NC811's Tailgate Safety Talk Papers!

Enhance your safety meetings with our newly released Tailgate Safety Talk papers, now available for download from [NC811.org](https://www.nc811.org)! Located under the Education Resource section, these comprehensive papers cover 26 crucial safety topics designed to keep your team informed and protected.







# NC 811.ORG EDUCATION TEAM



Parrish Reddick  
Piedmont Liaison



Steven Moore  
Media Relations Specialist



Ann Rushing  
Education Manager



Tami Groves  
Southeast Liaison



Howard Corey  
Eastern Liaison



Tyler Ross  
Western Liaison





Follow NCUCC on Facebook. There we will post meeting info, schedules, photos and videos and joint conference updates.

[facebook.com/ncucc1](https://facebook.com/ncucc1)

## THANK YOU

A copy of this presentation is available at [www.ncucc.org](http://www.ncucc.org)

If this meeting was virtual or hybrid, a video is available on [ncucc.org](http://ncucc.org). Go to County UCC's.

The video will be listed under the month and year the meeting took place.



# **Guilford Utility Coordinating Committee**

*“To provide a forum to promote safety standards, common concerns and the awareness of prevention of unnecessary damages to utilities infrastructure within Guilford County”.*

## **Minutes** **July 24, 2024**

### **A. Call To Order**

1. Recognize new attendees & guest
  - Dylan - welcomed everyone to the July UCC meeting.
2. Announcements
  - N/A.

### **B. Review and Approval of Previous Meeting’s Minutes**

1. No prior minutes to approve

### **C. Old Business/New Business/Projects**

1. NCDOT
  - Pipe replacement in Gibsonville.
2. City of Greensboro – N/A.
3. Report – NC811 – Parrish Reddick
  - Parrish reported the numbers for Guilford County.
4. Open floor for any new business
  - PNG had 9 damages just in Guilford County as stated by Joel.
  - PNG has 2 big projects in Guilford, one on Gallimore Dairy and the other on Sandy Ridge Rd.

### **D. Damage Report**

1. Round Table Reports from members
  - PNG above

### **G. Adjourn –**

**\*\*Next meeting location: NC 811 Facility**  
**5011 High Point Rd, Greensboro, NC**  
**August 28th, 2024 @ 13:30**



