



NC811
MONTHLY UPDATE
JULY 2024

HALIFAX-NORTHAMPTON UCC

UPCOMING MEETINGS

- **NC State UCC Meeting**
Tuesday, July 9 from 10 to 12
Charlotte Water, 4100 W Tyvola Rd, Charlotte
- **Underground Damage Prevention Review Board**
Wednesday, July 10 from 10 to 4
NC811 Events Center, Greensboro
<https://udprb.nc.gov/Reporting-a-Violation>
- **Locate Resolution Partnership Committee**
Wednesday, July 17 from 11 to 1
NC811 Events Center, Greensboro
<https://ncucc.org/locate-resolution-partnership-committee/>



UPCOMING MEETINGS

- **NC811 Board Meeting**
Friday, July 19 from 8 to 12
Crowne Plaza Resort, 1 Resort Dr, Asheville



UPCOMING MEETINGS

- **AUGUST 8th**
Washington Nationals Game
1500 S Capitol St SE, Washington, DC
- **AUGUST 11th**
Greensboro Grasshoppers Game for 8-11 Day!
1pm to 5pm
408 Bellemeade St, Greensboro, NC



CALENDAR

NC811 & NCUCC event
calendars can be found
on nc811.org or the nc811
app



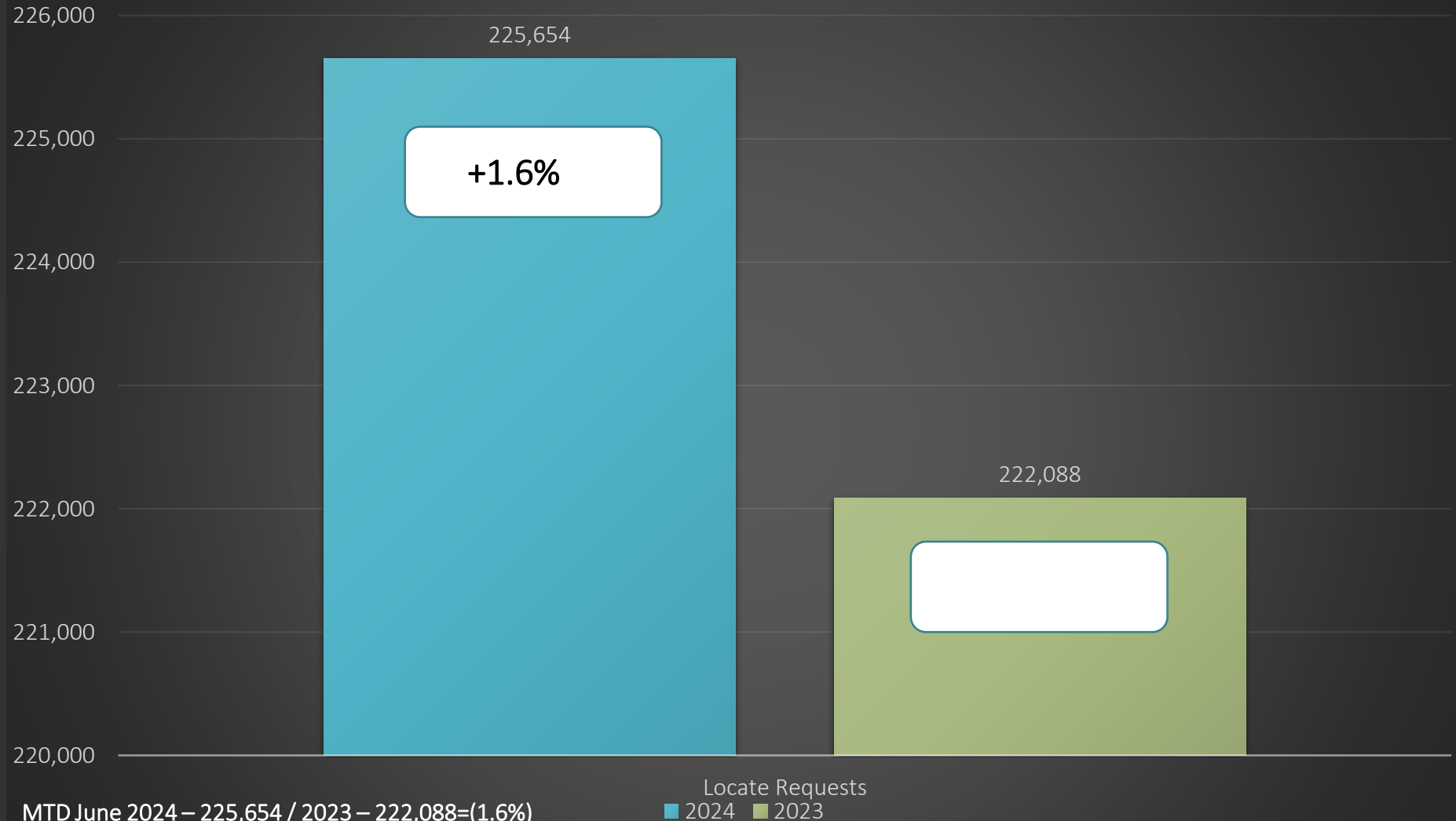


DATA INSIGHTS

Locate Request,
Transmissions,
County ticket volume
and distribution



Locate Requests for NC - June 2024 vs 2023



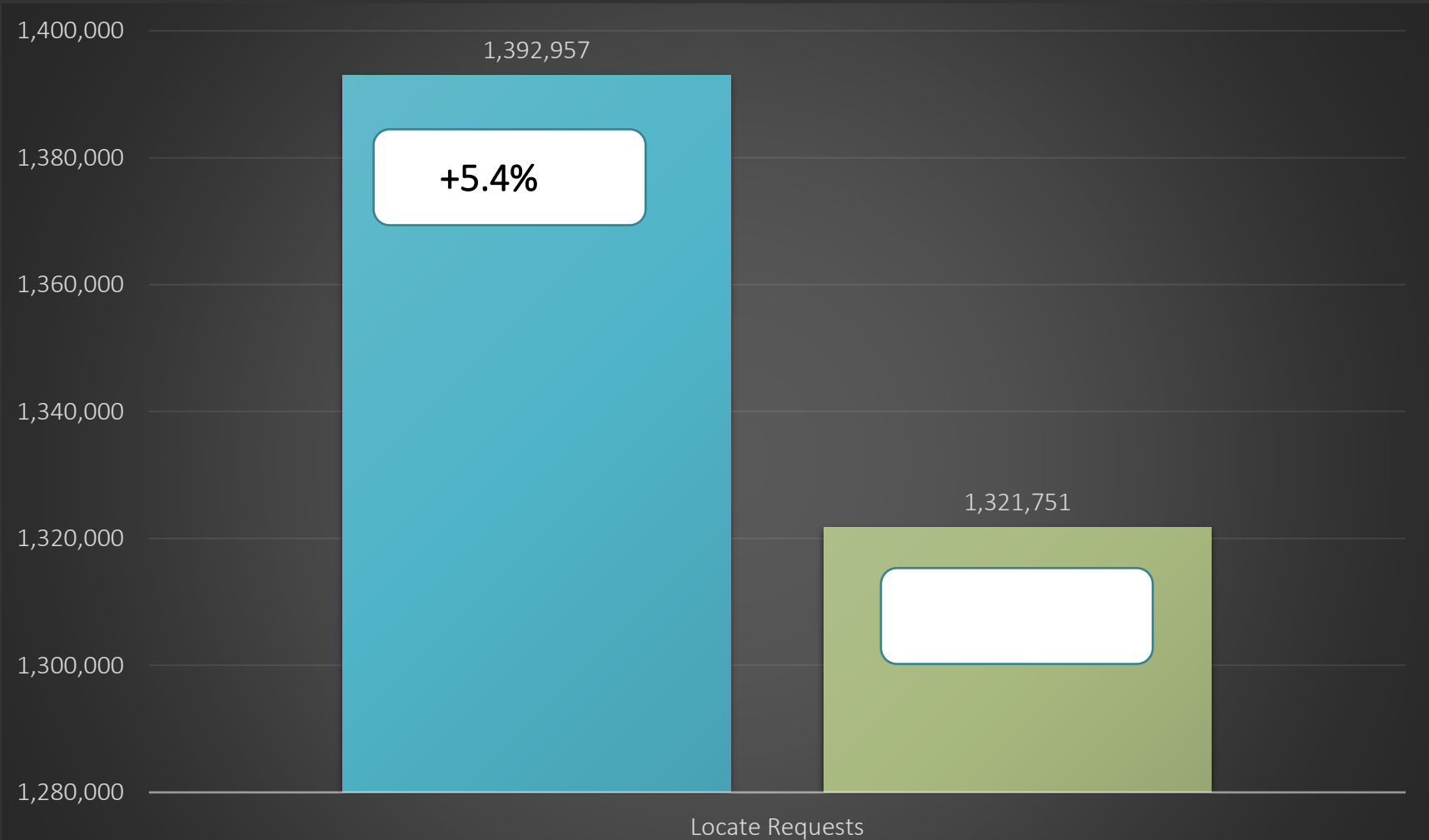
MTD June 2024 – 225,654 / 2023 – 222,088 = (1.6%)

YTD 2024 – 1,392,957 / 2023 – 1,321,751 = +5.4 %

Updates for June 2024 – (70,564) = 31.3% of volume / May 2024 = 35.1% (3.8% Decrease from the month before)

Locate Requests
■ 2024 ■ 2023

Locate Requests for NC - YTD



MTD June 2024 – 225,654 / 2023 – 222,088=(1.9%)

YTD 2024 – 1,392,957/ 2023 – 1,321,751 = +5.4 %

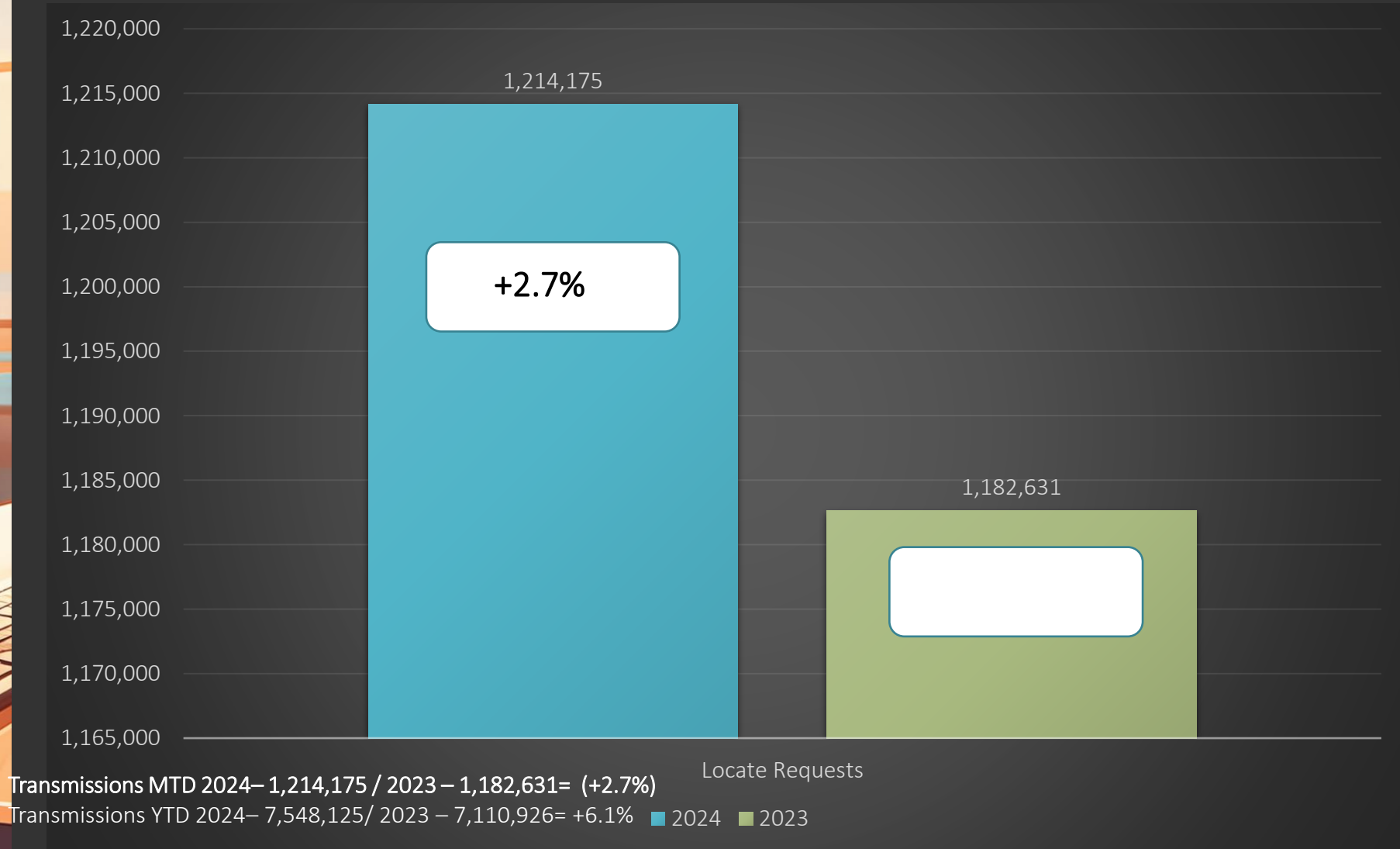
Updates for June 2024 – (70,564) = 31.3% of volume / May 2024 = 35.1% (3.8% Decrease from the month before)

■ 2024 ■ 2023

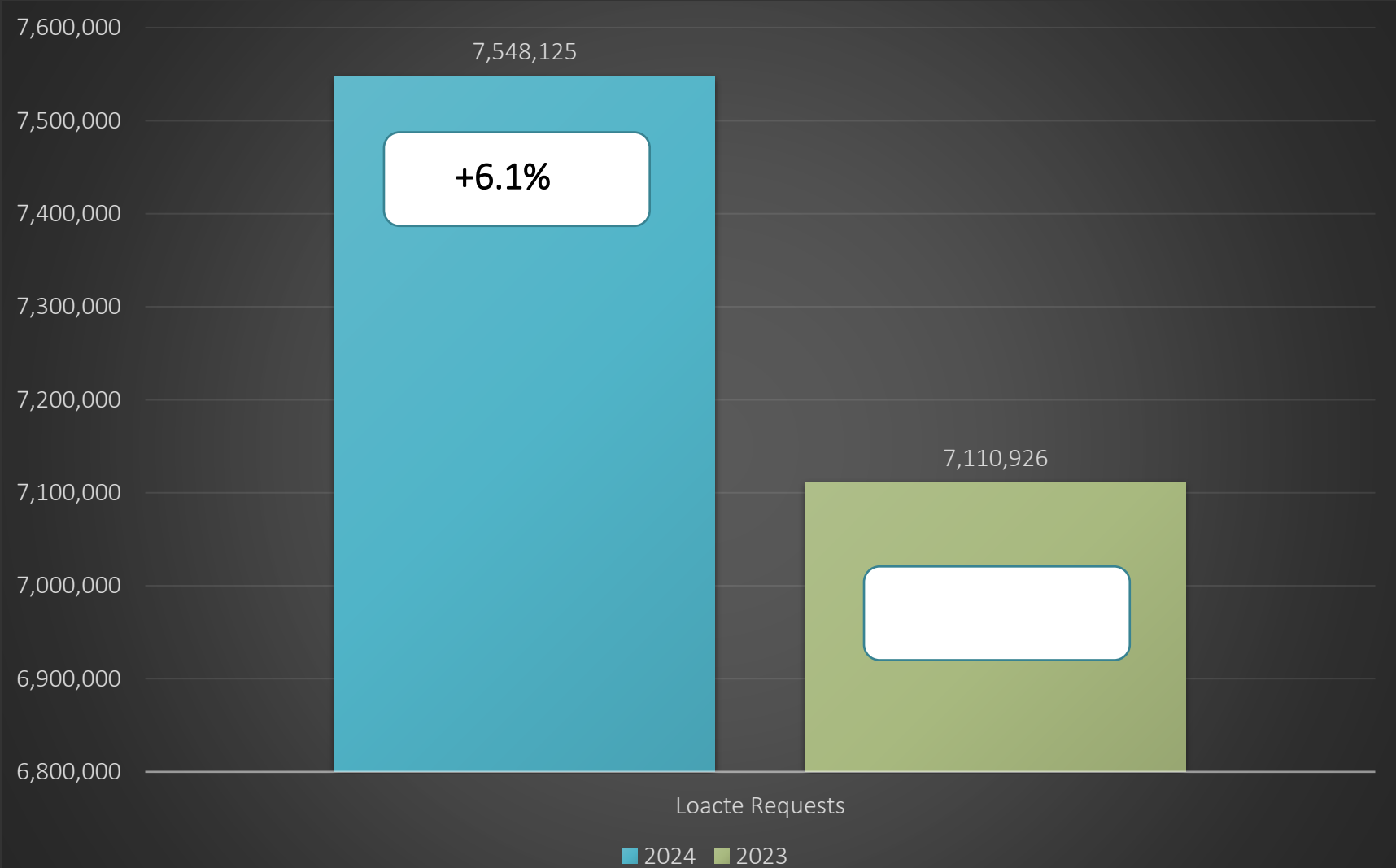




Transmissions for NC - June 24 vs 23



Transmissions for NC - YTD 2024



■ 2024 ■ 2023

Transmissions MTD 2024- 1,214,175 / 2023 - 1,182,631= (+1.1%)

Transmissions YTD 2024- 7,548,125/ 2023 - 7,110,926= (+6.1%)



COUNTY TICKET

2024 VS 2023

Halifax	3 HR	CNCL	NEW	RXMT	UPDT	TOTAL Tickets
2023	14	15	552	14	202	797
2024	11	3	302	5	108	429
+/- Var	-21.4%	-80.0%	-45.3%	-64.3%	-46.5%	-46.2%
			Avg Locates per Day			20

COUNTY TICKET

2024 VS 2023

Northampton	3 HR	CNCL	NEW	RXMT	UPDT	TOTAL Tickets
2023	10	1	158	10	135	314
2024	3	0	141	9	156	309
+/- Var	-70.0%	-100.0%	-10.8%	-10.0%	15.6%	-1.6%
				Avg Locates per Day		15

COUNTY TICKET

YTD VS PREVIOUS YEAR

Halifax	3 HR	CNCL	NEW	RXMT	UPDT	TOTAL Tickets
2023	62	26	2391	62	856	3397
2024	85	28	2825	35	641	3614
+/- Var	37.1%	7.7%	18.2%	-43.5%	-25.1%	6.4%
			Avg Locates per Day			29

COUNTY TICKET

YTD VS PREVIOUS
YEAR

	3 HR	CNCL	NEW	RXMT	UPDT	TOTAL Tickets
Northampton						
2023	45	10	937	37	821	1850
2024	187	29	1363	41	1757	3377
+/- Var	315.6%	190.0%	45.5%	10.8%	114.0%	82.5%
			Avg Locates per Day			27

COUNTY TICKET DISTRIBUTION - JUNE

HALIFAX	429
BRINKLEYVILLE	1
ENFIELD	27
HALIFAX	26
HOBGOOD	1
HOLLISTER	13
LITTLETON	35
ROANOKE RAPIDS	220
SCOTLAND NECK	69
SOUTH WELDON	1
THELMA	1
TILLERY	1
WELDON	34

COUNTY TICKET DISTRIBUTION - JUNE

NORTHAMPTON	309
CONWAY	25
GARYSBURG	144
GASTON	11
GUMBERRY	1
HENRICO	36
JACKSON	26
MARGARETTSVILLE	1
PENDLETON	12
PLEASANT GROVE	2
PLEASANT HILL	12
RICH SQUARE	21
SEABOARD	8
SEVERN	3
WOODLAND	7

Top 10 Callers for -

Halifax	Name	Totals
1	INO UTILITIES CONSTRUCTION	36
2	ROANOKE RAPIDS SANITARY DISTRICT	19
3	RG COMMUNICATIONS, INC	17
4	PIEDMONT NATURAL GAS	15
5	HALIFAX COUNTY WATER DEPARTMENT	13
6	LBS UNDERGROUND CONSTRUCTION, LLC	13
7	C W WRIGHT CONSTRUCTION	13
8	DOMINION ENERGY	12
9	RIGHTMYER MACHINE RENTALS, INC	12
10	ADVANCED TECH SOLUTION	11

Top 10 Callers for -

Rank	Name	Totals
1	THALLE CONSTRUCTION	76
2	NIXON CONTRACTING	46
3	DOMINION ENERGY	12
4	NATIONAL ONDEMAND	11
5	GRID ONE SOLUTIONS	9
6	RG COMMUNICATIONS, INC	8
7	NORTHAMPTON COUNTY PUBLIC WORKS	6
8	RIGHTMYER MACHINE RENTALS, INC	5
9	LBS UNDERGROUND CONSTRUCTION, LLC	5
10	DOMINION ENERGY	5

DAMAGES

DIRT Damage Information
Reporting Tool



June Damages

ALAMANCE	14
ALEXANDER	4
ALLEGHANY	0
ANSON	1
ASHE	0
AVERY	0
BEAUFORT	3
BERTIE	2
BLADEN	1
BRUNSWICK	10
BUNCOMBE	26
BURKE	4
CABARRUS	19
CALDWELL	5
CAMDEN	0
CARTERET	7
CASWELL	0
CATAWBA	30
CHATHAM	12
CHEROKEE	2
CHOWAN	1
CLAY	2
CLEVELAND	14
COLUMBUS	7
CRAVEN	5
CUMBERLAND	49
CURRITUCK	9
DARE	5
DAVIDSON	18
DAVIE	7
DUPLIN	5
DURHAM	61

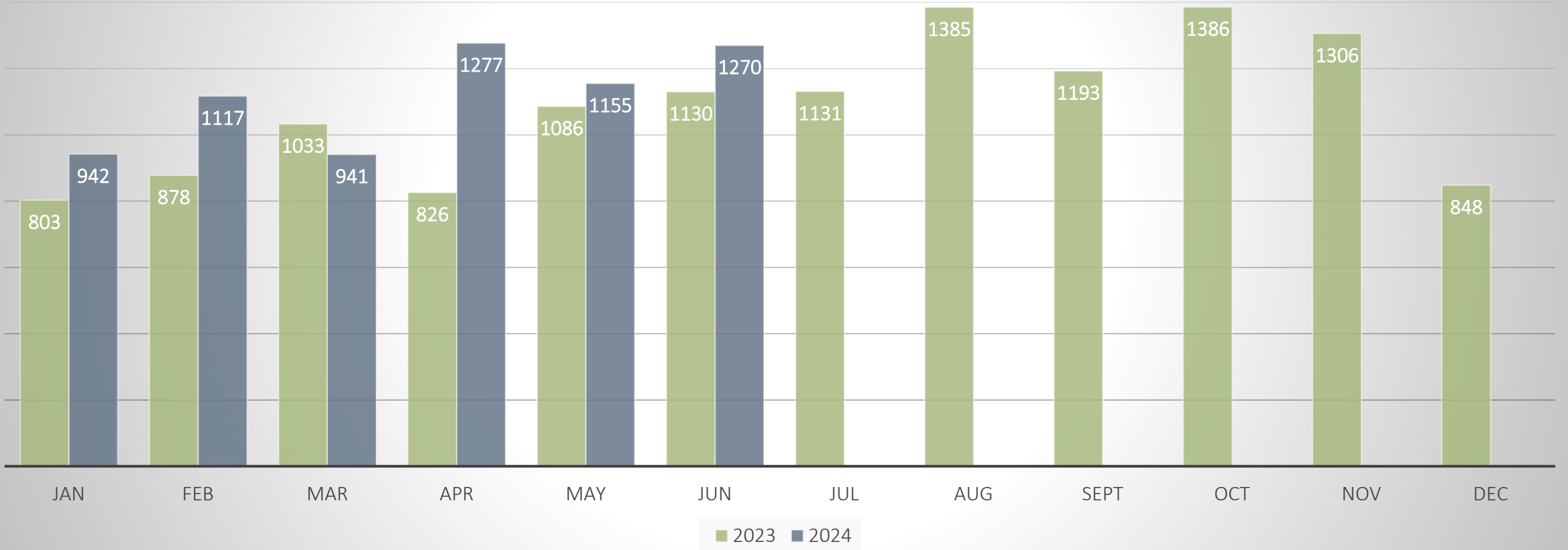
EDGECOMBE	1
FORSYTH	29
FRANKLIN	5
GASTON	33
GATES	0
GRAHAM	0
GRANVILLE	1
GREENE	0
GUILFORD	30
HALIFAX	1
HARNETT	32
HAYWOOD	1
HENDERSON	4
HERTFORD	1
HOKE	7
HYDE	1
IREDELL	31
JACKSON	3
JOHNSTON	37
JONES	4
LEE	11
LENOIR	9
LINCOLN	10
MACON	1
MADISON	0
MARTIN	0
MCDOWELL	1
MECKLENBURG	234
MITCHELL	0
MONTGOMERY	4
MOORE	17
NORTHAMPTON	0

NEW HANOVER	28
NORTHAMPTON	0
ONslow	25
ORANGE	25
PAMLICO	5
PASQUOTANK	1
PENDER	7
PERQUIMANS	0
PERSON	1
PITT	3
POLK	4
RANDOLPH	15
RICHMOND	1
ROBESON	4
ROCKINGHAM	11
ROWAN	15
RUTHERFORD	2
SAMPSON	2
SCOTLAND	0
STANLY	2
STOKES	0
SURRY	1
SWAIN	0
TRANSYLVANIA	1
TYRRELL	0
UNION	33
VANCE	0
WAKE	208
WARREN	0
WASHINGTON	0
WATAUGA	1

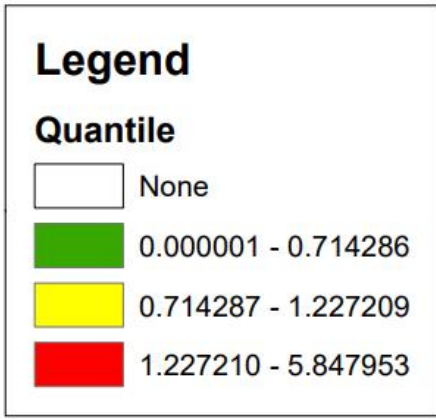
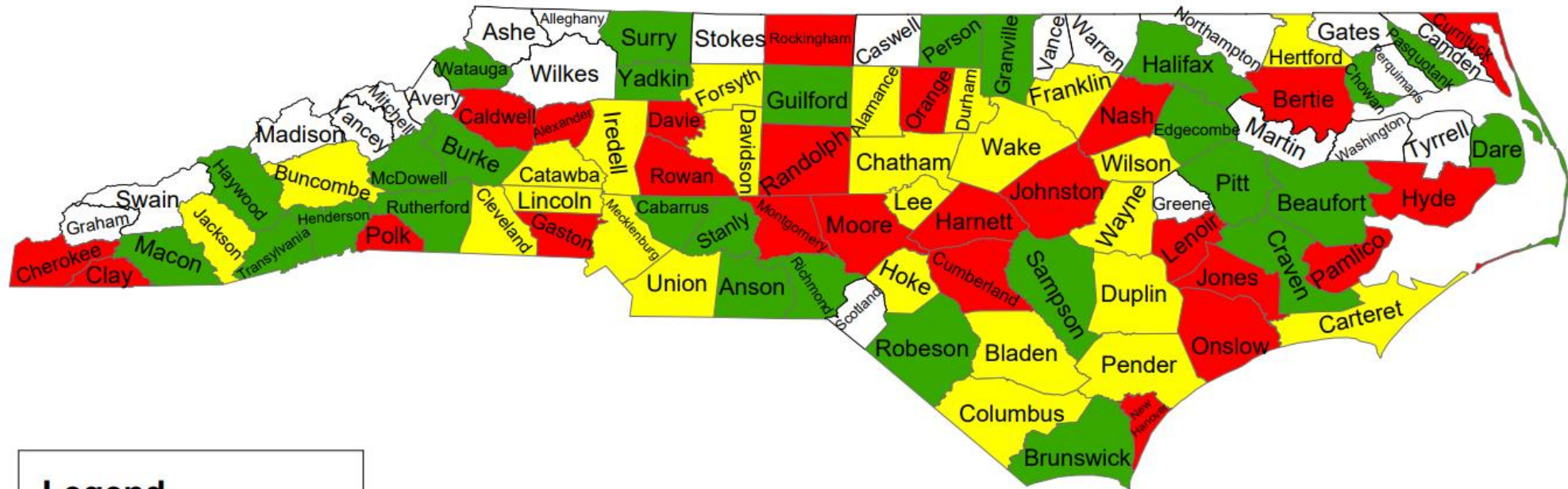
Grand Total: 1270

WAYNE	6
WILKES	0
WILSON	2
YADKIN	2
YANCEY	0

Damages in North Carolina 2024 vs 2023



Damages Per 1,000 Transmissions



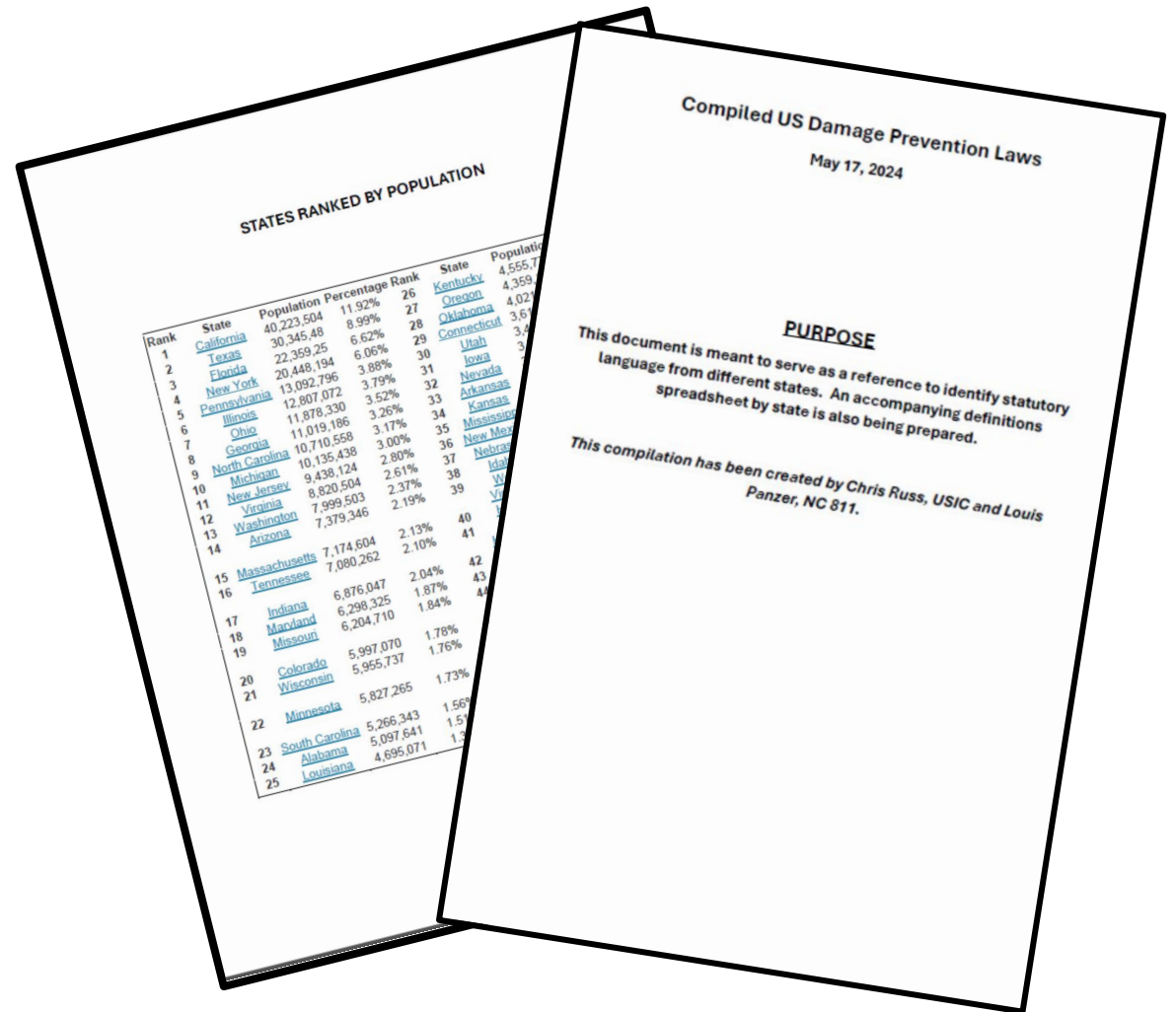
- Task Team Formed
- Senator Sponsors (Lazzara, Rep. Arp)
- Three Meetings Occurred
- Shared Compilation of All State Laws (990 pages worth)
- Redlined Document Shared With Task Team
- Goal is completed language for 2025

STATES RANKED BY POPULATION

Rank	State	Population	Percentage	Rank	State	Population	Percentage
1	California	40,223,504	11.92%	26	Kentucky	4,555,777	1.35%
2	Texas	30,345,48	8.99%	27	Oregon	4,359,110	1.29%
3	Florida	22,359,25	6.62%	28	Oklahoma	4,021,753	1.19%
4	New York	20,448,194	6.06%	29	Connecticut	3,615,499	1.07%
5	Pennsylvania	13,092,796	3.88%	30	Utah	3,423,935	1.01%
6	Illinois	12,807,072	3.79%	31	Iowa	3,233,572	0.96%
7	Ohio	11,878,330	3.52%	32	Nevada	3,225,832	0.96%
8	Georgia	11,019,186	3.26%	33	Arkansas	3,040,207	0.90%
9	North Carolina	10,710,558	3.17%	34	Kansas	2,963,308	0.88%
10	Michigan	10,135,438	3.00%	35	Mississippi	2,959,473	0.88%
11	New Jersey	9,438,124	2.80%	36	New Mexico	2,135,024	0.63%
12	Virginia	8,820,504	2.61%	37	Nebraska	2,002,052	0.59%
13	Washington	7,999,503	2.37%	38	Idaho	1,920,562	0.57%
14	Arizona	7,379,346	2.19%	39	West Virginia	1,775,932	0.53%
15	Massachusetts	7,174,604	2.13%	40	Hawaii	1,483,762	0.44%
16	Tennessee	7,080,262	2.10%	41	New Hampshire	1,395,847	0.41%
17	Indiana	6,876,047	2.04%	42	Maine	1,372,559	0.41%
18	Maryland	6,298,325	1.87%	43	Montana	1,112,668	0.33%
19	Missouri	6,204,710	1.84%	44	Rhode Island	1,110,822	0.33%
20	Colorado	5,997,070	1.78%	45	Delaware	1,017,551	0.30%
21	Wisconsin	5,955,737	1.76%	46	South Dakota	908,414	0.27%
22	Minnesota	5,827,265	1.73%	47	North Dakota	811,044	0.24%
23	South Carolina	5,266,343	1.56%	48	Alaska	740,339	0.22%
24	Alabama	5,097,641	1.51%	49	Vermont	647,156	0.19%
25	Louisiana	4,695,071	1.39%	50	Wyoming	583,279	0.17%



- Tolerance Zone (24-18 inches)
- Mandatory White Lining
- Ticket Life (15-30 working days)
- Hinging the locate time to the work date
- Clarifying ticket size
- Mark Maintenance
- Enforcement items



NOTE: 5.78% of US population in NC and VA.
Reach out if you would like a copy of compiled laws document.

Represented Groups:

Sen. Michael Lazzara Michael.Lazzara@ncleg.gov

NC 811: Louis Panzer, louis@nc811.org

Locators: Christopher Russ ChristopherRuss@usicllc.com

Surveyors: Sherri Barron SBarron@ncsurveyors.com

Municipalities: Allen Turnage aturnage@townofclaytonnc.org

Gas Transmission: API, David McGowan 919-412-4200, mcgowand@api.org

Gas Distribution: Collins, Jim Jim.Collins@duke-energy.com

Electric: BARE, DANIEL DANIEL.BARE@duke-energy.com

Telecommunications: Hardin, Sarah A Sarah.Hardin@windstream.com

NCDOT: Garry, Keith T ktgarry@ncdot.gov

AGC: Bill Stricker BStricker@CarolinasAGC.org

NUCA: Justus Everett j53everett@abeutilities.com

NCRWA: Heather Summers heathersomers@ncrwa.org

NCEMC/UGDPRB: Jake Poplin jakej@ccemc.com



Promote Safety at your next meeting with NC811's Tailgate Safety Talk Papers!

Enhance your safety meetings with our newly released Tailgate Safety Talk papers, now available for download from [NC811.org](https://www.nc811.org)! Located under the Education Resource section, these comprehensive papers cover 26 crucial safety topics designed to keep your team informed and protected.





EDUCATION TEAM



Parrish
Reddick
Piedmont Liaison



Steven Moore
Media Relations
Specialist



Ann Rushing
Education
Manager



Tami Groves
Southeast
Liaison



Howard
Corey
Eastern Liaison



Tyler Ross
Western Liaison



Follow NCUCC on Facebook. There we will post meeting info, schedules, photos and videos and joint conference updates.

facebook.com/ncucc1

THANK YOU

A copy of this presentation is available at www.ncucc.org

If this meeting was virtual or hybrid, a video is available on ncucc.org. Go to County UCC's.

The video will be listed under the month and year the meeting took place.

Halifax-Northampton Utility Coordinating Committee

“To provide a forum to promote safety standards, common concerns and the awareness of prevention of unnecessary damages to utilities infrastructure within Halifax-Northampton County”.

Minutes July 17, 2024

A. Call To Order

1. Recognize new attendees & guest
 - Parrish Reddick- welcomed everyone to the July UCC meeting.
2. Announcements
 - The UCC needs a Co-Chair, Co-chair & secretary.

B. Review and Approval of Previous Meeting’s Minutes

NA

C. Old Business/New Business/Projects

1. NCDOT
2. Garysburg Overpass & 4 lane highway phase one under construction.
3. NC 46 from Gaston to VA state line to let in 2025.
4. NC305 , Hertford County is a 22 mile project to let in 206, Dominion Energy is moving power.
5. Bridges- Fire Tower
6. Northampton @ 53.
7. Northampton @ 17
8. Hwy 158 guardrail install.
9. Jenkin Mill Rd Bridge replacement.
10. Multiple pipe replacements across the county
11. Report – NC811 – Parrish Reddick
 - Parrish reported the numbers for Halifax-Northampton Counties.
12. Open floor for any new business
 - PNG working on ERC compressor station @ site 48.
 - .

D. Damage Report

1. Round Table Reports from members

G. Adjourn –

Next meeting location: **Logans Roadhouse

200 Premier Blvd, Roanoke Rapids NC, 27870

November 20th, 2024

UCC Sign-In Sheet

County: Halifax-Northampton Date: 7/17/2024

Name	Company	Email	Phone Number
Parrish Reddick	NC811	Parrish@nc811.org	336-707-4528
Daniel Merritt	NCDOT Div 1	dsmerritt@ncdot.gov	252-482-4877
Jimmy Sharpe	NCDOT Div 4	jgsharp@ncdot.gov	252-236-2537
Justin Andrews	PNG	Justin.Andrews@duke-energy.com	252-594-1616
JASON S. MORRIS	NCDOT-NORTHAMPTON Div 1	jsmorris2@ncdot.gov	252-532-0945