



NC811

★ MONTHLY UPDATE

JULY 2024

JACKSON MACON
SWAIN

PRESENTED BY
TYLER ROSS AND
RORY PHIPPS

UPCOMING MEETINGS

- **AUGUST 8th**
Washington Nationals Game
1500 S Capitol St SE, Washington, DC
- **AUGUST 11th**
Greensboro Grasshoppers Game for 8-11 Day!
1pm to 5pm
408 Bellemeade St, Greensboro, NC



CALENDAR

NC811 & NCUCC event
calendars can be found
on nc811.org or the nc811
app



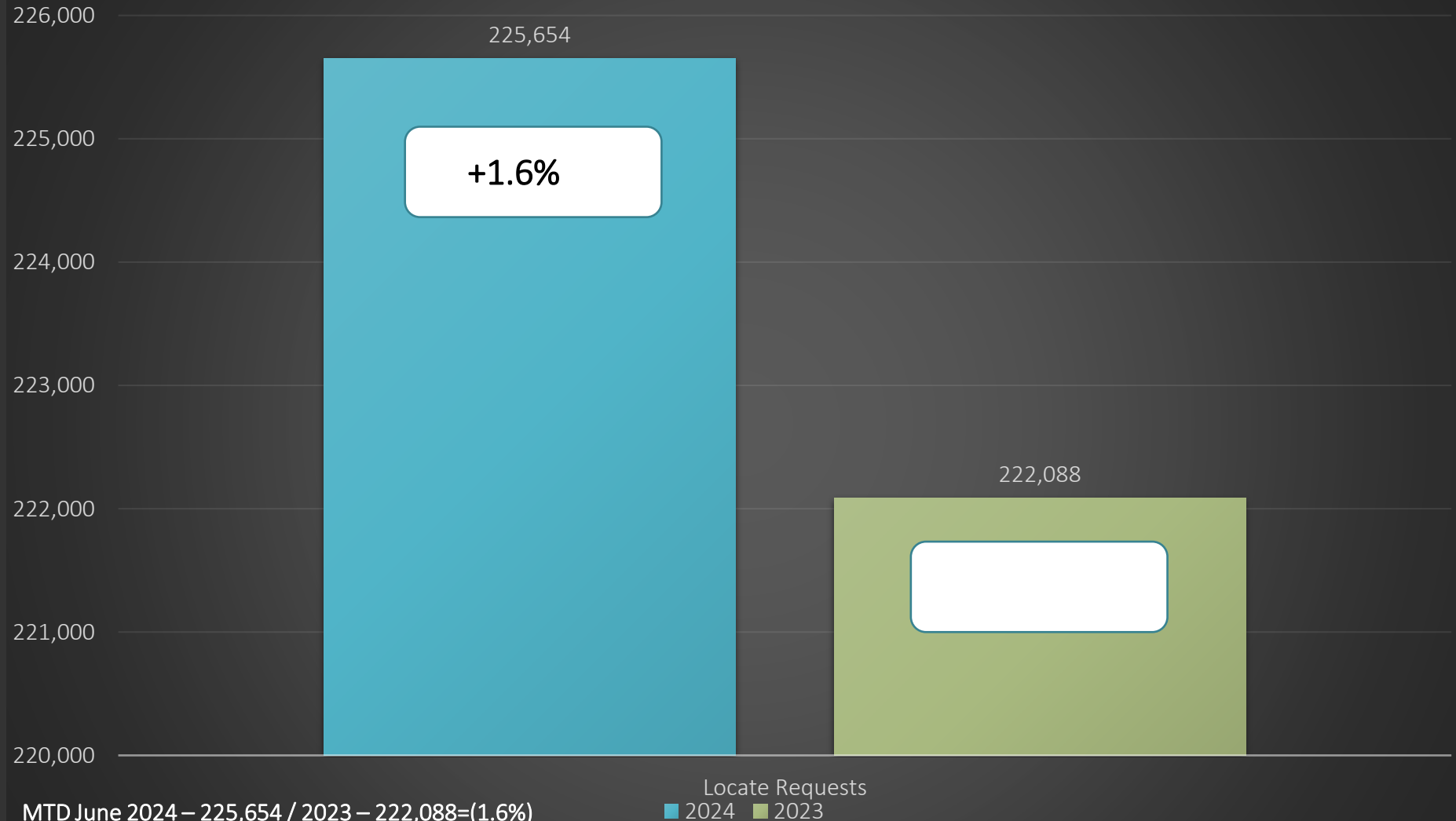


DATA INSIGHTS

Locate Request,
Transmissions,
County ticket volume
and distribution



Locate Requests for NC - June 2024 vs 2023



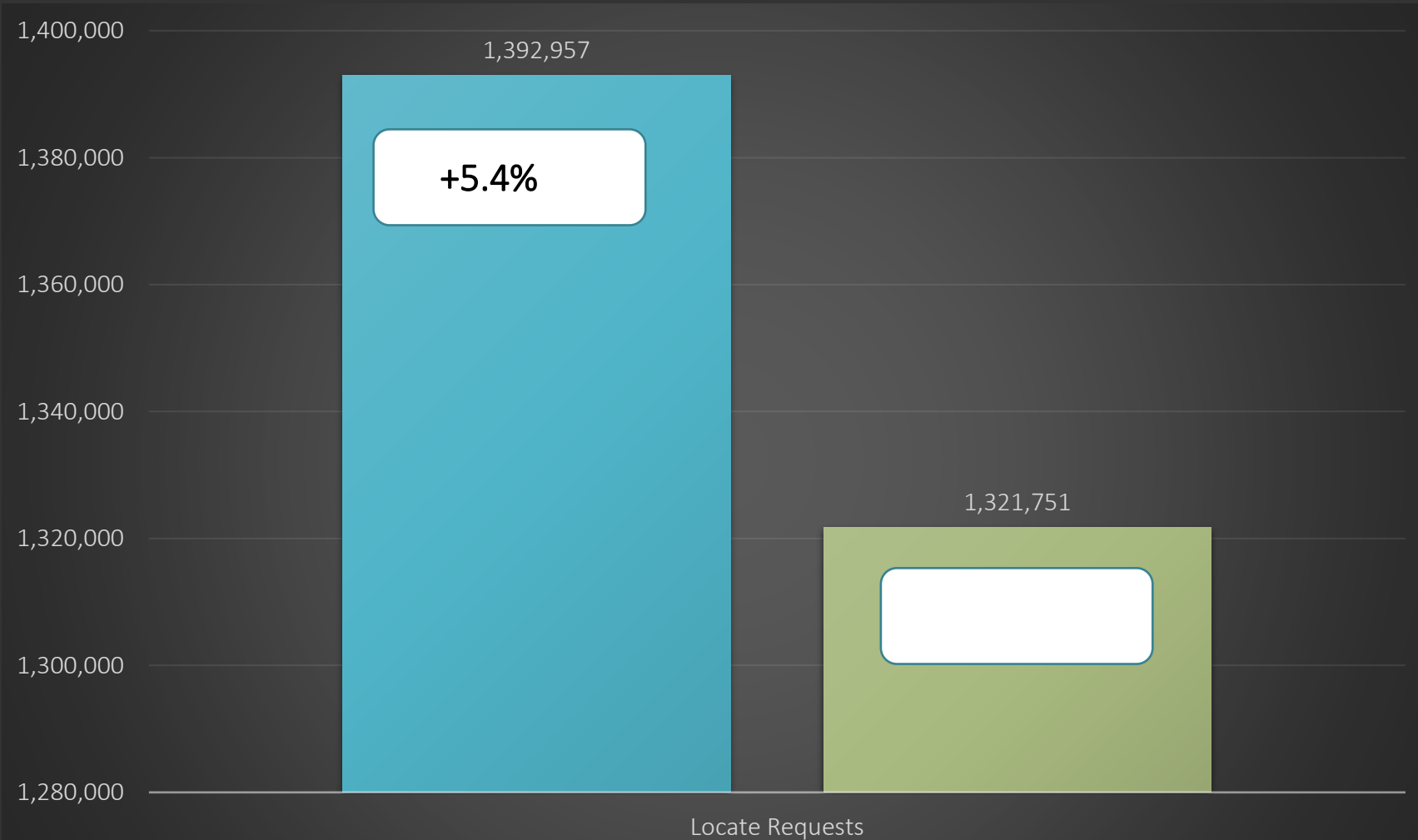
MTD June 2024 – 225,654 / 2023 – 222,088 = (1.6%)

YTD 2024 – 1,392,957 / 2023 – 1,321,751 = +5.4 %

Updates for June 2024 – (70,564) = 31.3% of volume / May 2024 = 35.1% (3.8% Decrease from the month before)

Locate Requests
■ 2024 ■ 2023

Locate Requests for NC - YTD




MTD June 2024 – 225,654 / 2023 – 222,088=(1.9%)

YTD 2024 – 1,392,957/ 2023 – 1,321,751 = +5.4 %

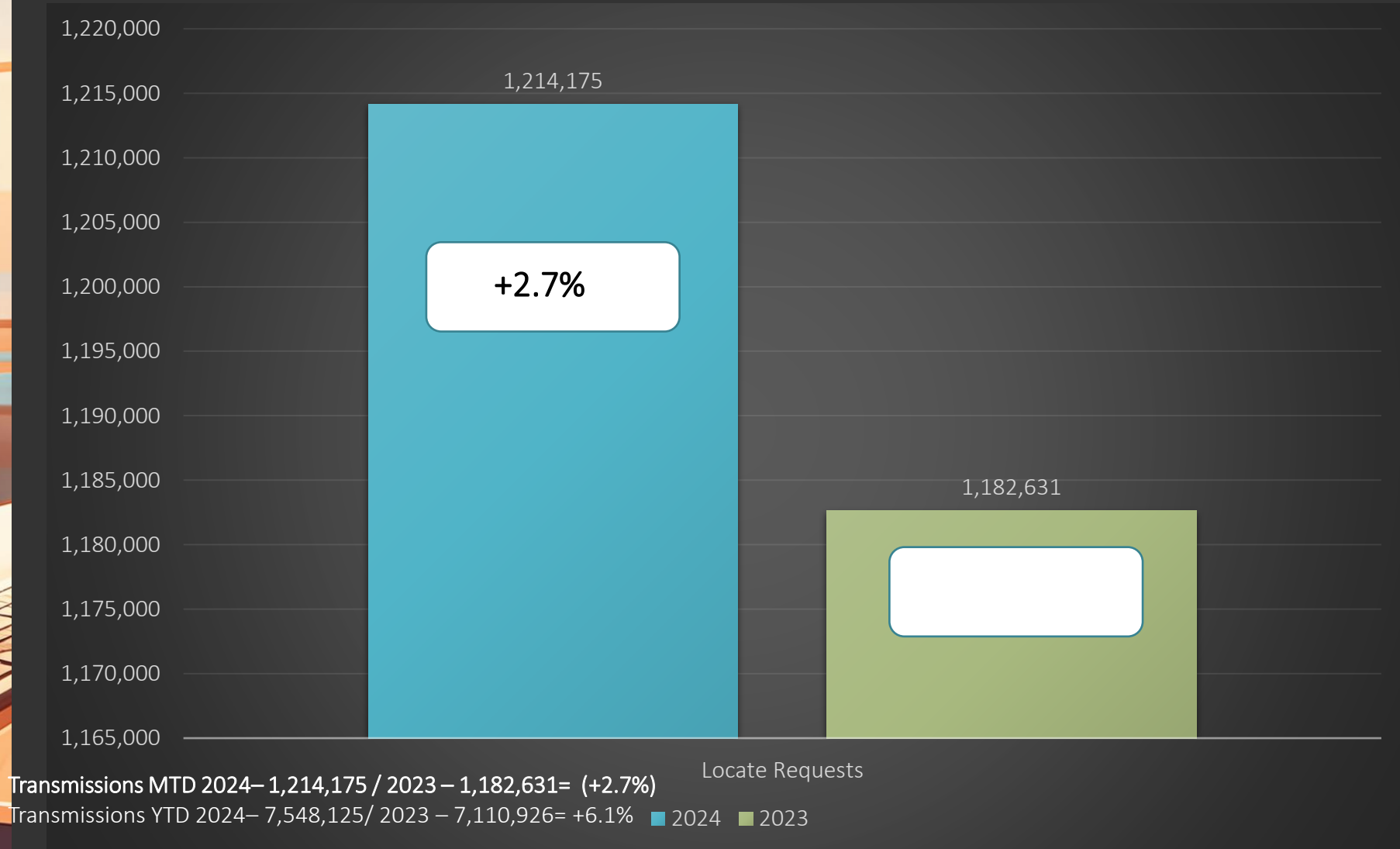
Updates for June 2024 – (70,564) = 31.3% of volume / May 2024 = 35.1% (3.8% Decrease from the month before)

■ 2024 ■ 2023

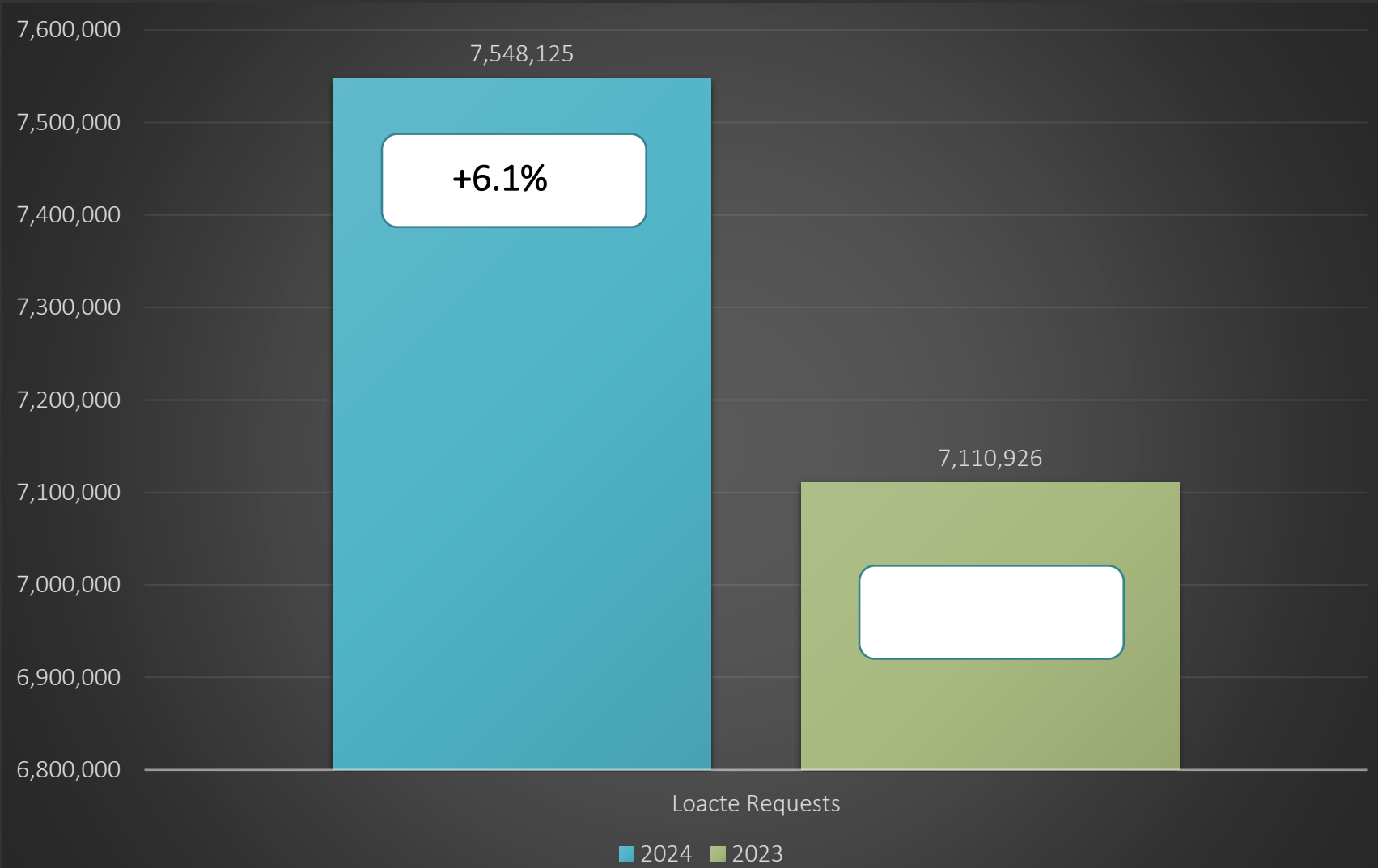




Transmissions for NC - June 24 vs 23



Transmissions for NC - YTD 2024



■ 2024 ■ 2023

Transmissions MTD 2024– 1,214,175 / 2023 – 1,182,631= (+1.1%)

Transmissions YTD 2024– 7,548,125/ 2023 – 7,110,926= (+6.1%)



COUNTY TICKET

2024 VS 2023

Jackson	3 HR	CNCL	NEW	RXMT	UPDT	TOTAL Tickets
2023	34	16	342	19	152	563
2024	30	4	447	17	299	797
	-11.8%	-75.0%	30.7%	-10.5%	96.7%	41.6%
				Avg Locates per Day		38

COUNTY TICKET

2024 VS 2023

Macon	3 HR	CNCL	NEW	RXMT	UPDT	TOTAL Tickets
2023	14	0	251	13	91	369
2024	27	6	368	13	169	583
	92.9%	-	46.6%	0.0%	85.7%	58.0%
				Avg Locates per Day		28

COUNTY TICKET

2024 VS 2023

Swain	3 HR	CNCL	NEW	RXMT	UPDT	TOTAL Tickets
2023	1	3	129	3	217	353
2024	5	2	145	6	182	340
	400.0%	-33.3%	12.4%	100.0%	-16.1%	-3.7%
				Avg Locates per Day		16

COUNTY TICKET

YTD VS PREVIOUS
YEAR

Jackson	3 HR	CNCL	NEW	RXMT	UPDT	TOTAL Tickets
2023	98	39	2043	75	963	3218
2024	249	34	2671	184	1641	4779
	154.1%	-12.8%	30.7%	145.3%	70.4%	48.5%
				Avg Locates per Day		38

COUNTY TICKET

YTD VS PREVIOUS
YEAR

Macon	3 HR	CNCL	NEW	RXMT	UPDT	TOTAL Tickets
2023	98	23	1674	81	777	2653
2024	169	31	1897	82	803	2982
	72.4%	34.8%	13.3%	1.2%	3.3%	12.4%
				Avg Locates per Day		24

COUNTY TICKET

YTD VS PREVIOUS YEAR

Swain	3 HR	CNCL	NEW	RXMT	UPDT	TOTAL Tickets
2023	30	9	777	30	653	1499
2024	59	18	825	28	1552	2482
	96.7%	100.0%	6.2%	-6.7%	137.7%	65.6%
				Avg Locates per Day		20

COUNTY TICKET DISTRIBUTION - JUNE

JACKSON	797
BALSAM	7
CASHIERS	164
CULLOWHEE	116
DILLSBORO	3
FOREST HILLS	1
GAY	1
GLENVILLE	29
HIGH HAMPTON	1
HIGHLANDS	4
QUALLA	28

SAVANNAH	2
SYLVA	318
TUCKASEGEE	14
WEBSTER	2
WHITTIER	107

COUNTY TICKET DISTRIBUTION - JUNE

MACON	583
AQUONE	13
CARTOOGECHAYE	14
COWEE	2
DEAN	1
FLATS	1
FRANKLIN	408
HIGHLANDS	95
OAK GROVE	1
OTTO	10
SCALY MOUNTAIN	38

COUNTY TICKET DISTRIBUTION - JUNE

SWAIN	340
ALARKA	2
BRYSON CITY	188
BRYSON PLACE	1
CHEROKEE	139
NANTAHALA	3
WHITTIER	7

Top 10 Callers for -Jackson

1	ITG	141
2	B S SOLUTION SERVICES	99
3	SUMTER UTILITIES, INC	68
4	DUKE ENERGY	42
5	YOUNG AND MCQUEEN GRADING COMPANY INC	34
6	WATER MANAGEMENT OF NORTH CAROLINA, LLC	18
7	SUMTER UTILITIES, INC	17
8	HAYNES ELECTRIC UTILITY CORPORATION	16
9	OSICOMM	15
10	OPTIMUM	15

Top 10 Callers for -Macon

1	SUMTER UTILITIES, INC	81
2	DUKE ENERGY	68
3	BULLINGTON CONSTRUCTION, INC	32
4	LITTLE MOUNTAIN BUILDERS	30
5	SUMTER UTILITIES, INC	28
6	OPTIMUM	28
7	PMB COMMUNICATIONS	21
8	NORTH GA CABLE LLC	18
9	BIRD ELECTRIC	18
10	ITG	17

Top 10 Callers for -Swain

1	FIBER OPTIC SOLUTIONS	60
2	BRYANT'S LAND & DEVELOPMENT INDUSTRIES	48
3	JC CABLE CONSTRUCTION	40
4	SUMTER UTILITIES, INC	37
5	DUKE ENERGY	33
6	N H M CONSTRUCTORS LLC	10
7	ONETONE TELECOM	10
8	N H M CONSTRUCTORS LLC	8
9	BIRD ELECTRIC	7
10	BIRD ELECTRIC INC	6

DAMAGES

DIRT Damage Information
Reporting Tool



June Damages

ALAMANCE	14
ALEXANDER	4
ALLEGHANY	0
ANSON	1
ASHE	0
AVERY	0
BEAUFORT	3
BERTIE	2
BLADEN	1
BRUNSWICK	10
BUNCOMBE	26
BURKE	4
CABARRUS	19
CALDWELL	5
CAMDEN	0
CARTERET	7
CASWELL	0
CATAWBA	30
CHATHAM	12
CHEROKEE	2
CHOWAN	1
CLAY	2
CLEVELAND	14
COLUMBUS	7
CRAVEN	5
CUMBERLAND	49
CURRITUCK	9
DARE	5
DAVIDSON	18
DAVIE	7
DUPLIN	5
DURHAM	61

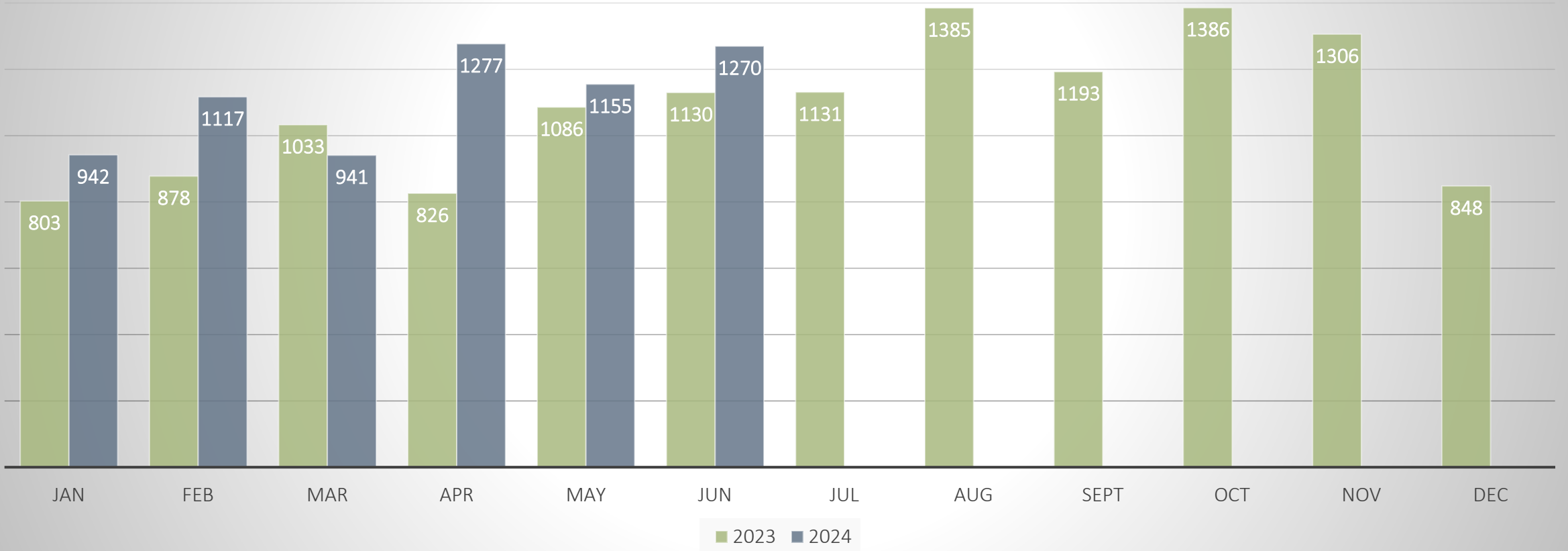
EDGECOMBE	1
FORSYTH	29
FRANKLIN	5
GASTON	33
GATES	0
GRAHAM	0
GRANVILLE	1
GREENE	0
GUILFORD	30
HALIFAX	1
HARNETT	32
HAYWOOD	1
HENDERSON	4
HERTFORD	1
HOKE	7
HYDE	1
IREDELL	31
JACKSON	3
JOHNSTON	37
JONES	4
LEE	11
LENOIR	9
LINCOLN	10
MACON	1
MADISON	0
MARTIN	0
MCDOWELL	1
MECKLENBURG	234
MITCHELL	0
MONTGOMERY	4
MOORE	17
NASH	2

NEW HANOVER	28
NORTHAMPTON	0
ONslow	25
ORANGE	25
PAMLICO	5
PASQUOTANK	1
PENDER	7
PERQUIMANS	0
PERSON	1
PITT	3
POLK	4
RANDOLPH	15
RICHMOND	1
ROBESON	4
ROCKINGHAM	11
ROWAN	15
RUTHERFORD	2
SAMPSON	2
SCOTLAND	0
STANLY	2
STOKES	0
SURRY	1
SWAIN	0
TRANSYLVANIA	1
TYRRELL	0
UNION	33
VANCE	0
WAKE	208
WARREN	0
WASHINGTON	0
WATAUGA	1

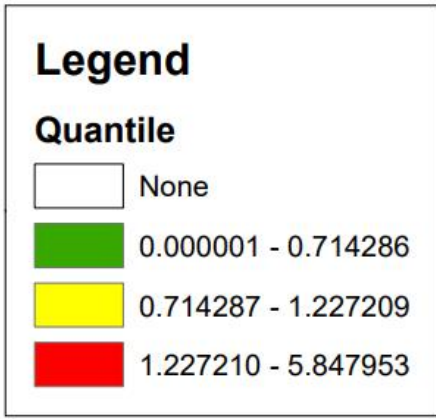
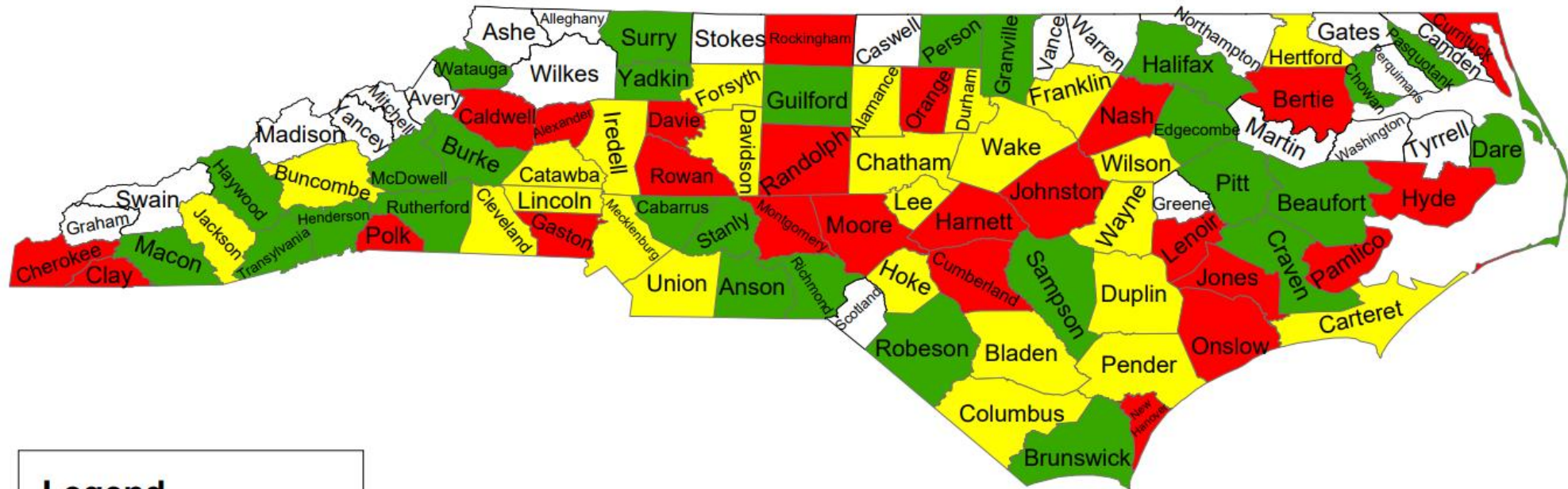
Grand Total: 1270

WAYNE	6
WILKES	0
WILSON	2
YADKIN	2
YANCEY	0

Damages in North Carolina 2024 vs 2023



Damages Per 1,000 Transmissions



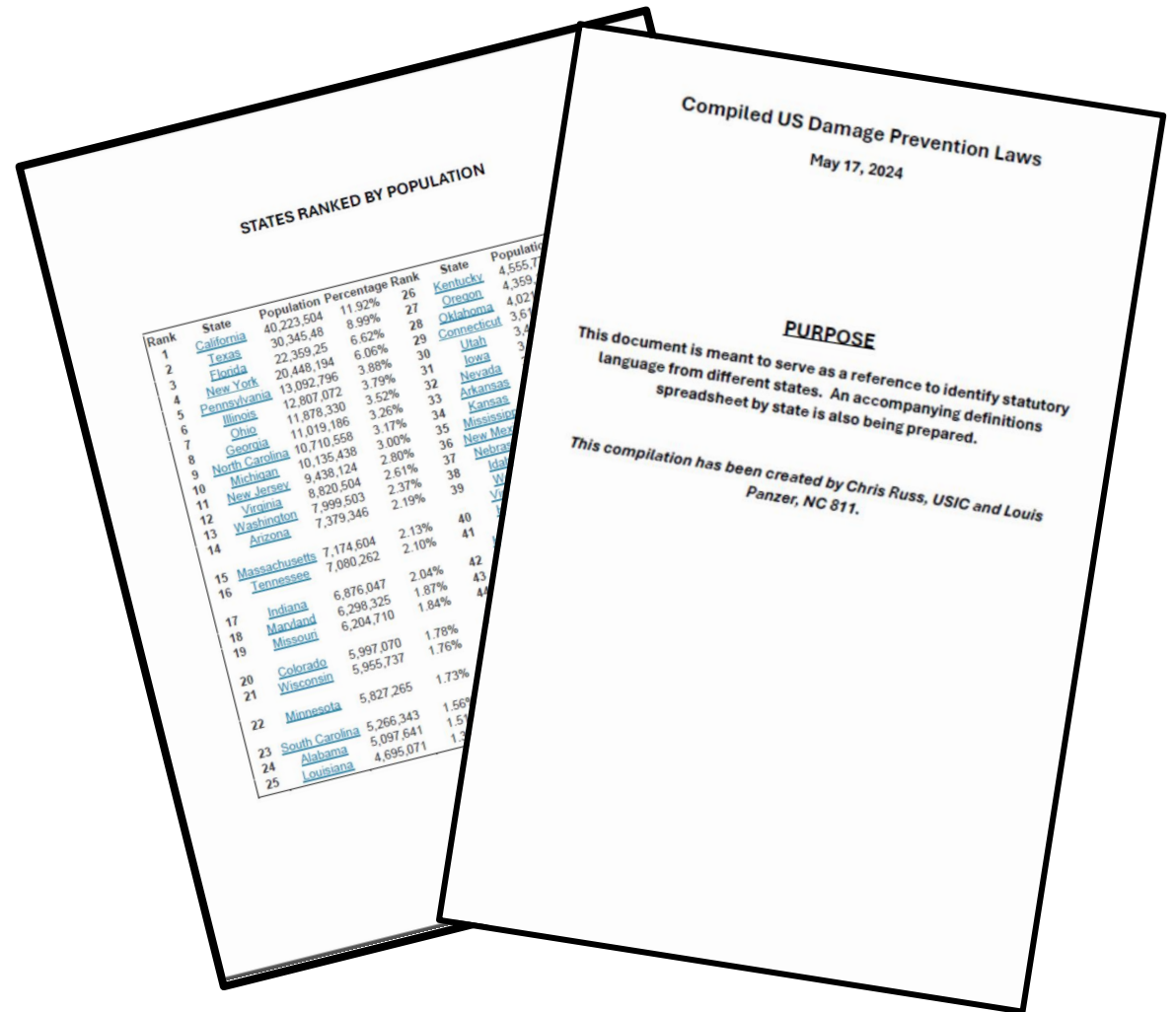
- Task Team Formed
- Senator Sponsors (Lazzara, Rep. Arp)
- Three Meetings Occurred
- Shared Compilation of All State Laws (990 pages worth)
- Redlined Document Shared With Task Team
- Goal is completed language for 2025

STATES RANKED BY POPULATION

Rank	State	Population	Percentage	Rank	State	Population	Percentage
1	California	40,223,504	11.92%	26	Kentucky	4,555,777	1.35%
2	Texas	30,345,48	8.99%	27	Oregon	4,359,110	1.29%
3	Florida	22,359,25	6.62%	28	Oklahoma	4,021,753	1.19%
4	New York	20,448,194	6.06%	29	Connecticut	3,615,499	1.07%
5	Pennsylvania	13,092,796	3.88%	30	Utah	3,423,935	1.01%
6	Illinois	12,807,072	3.79%	31	Iowa	3,233,572	0.96%
7	Ohio	11,878,330	3.52%	32	Nevada	3,225,832	0.96%
8	Georgia	11,019,186	3.26%	33	Arkansas	3,040,207	0.90%
9	North Carolina	10,710,558	3.17%	34	Kansas	2,963,308	0.88%
10	Michigan	10,135,438	3.00%	35	Mississippi	2,959,473	0.88%
11	New Jersey	9,438,124	2.80%	36	New Mexico	2,135,024	0.63%
12	Virginia	8,820,504	2.61%	37	Nebraska	2,002,052	0.59%
13	Washington	7,999,503	2.37%	38	Idaho	1,920,562	0.57%
14	Arizona	7,379,346	2.19%	39	West Virginia	1,775,932	0.53%
15	Massachusetts	7,174,604	2.13%	40	Hawaii	1,483,762	0.44%
16	Tennessee	7,080,262	2.10%	41	New Hampshire	1,395,847	0.41%
17	Indiana	6,876,047	2.04%	42	Maine	1,372,559	0.41%
18	Maryland	6,298,325	1.87%	43	Montana	1,112,668	0.33%
19	Missouri	6,204,710	1.84%	44	Rhode Island	1,110,822	0.33%
20	Colorado	5,997,070	1.78%	45	Delaware	1,017,551	0.30%
21	Wisconsin	5,955,737	1.76%	46	South Dakota	908,414	0.27%
22	Minnesota	5,827,265	1.73%	47	North Dakota	811,044	0.24%
23	South Carolina	5,266,343	1.56%	48	Alaska	740,339	0.22%
24	Alabama	5,097,641	1.51%	49	Vermont	647,156	0.19%
25	Louisiana	4,695,071	1.39%	50	Wyoming	583,279	0.17%



- Tolerance Zone (24-18 inches)
- Mandatory White Lining
- Ticket Life (15-30 working days)
- Hinging the locate time to the work date
- Clarifying ticket size
- Mark Maintenance
- Enforcement items



**NOTE: 5.78% of US population in NC and VA.
Reach out if you would like a copy of compiled laws document.**



Represented Groups:

Sen. Michael Lazzara Michael.Lazzara@ncleg.gov

NC 811: Louis Panzer, louis@nc811.org

Locators: Christopher Russ ChristopherRuss@usicllc.com

Surveyors: Sherri Barron SBarron@ncsurveyors.com

Municipalities: Allen Turnage aturnage@townofclaytonnc.org

Gas Transmission: API, David McGowan 919-412-4200, mcgowand@api.org

Gas Distribution: Collins, Jim Jim.Collins@duke-energy.com

Electric: BARE, DANIEL DANIEL.BARE@duke-energy.com

Telecommunications: Hardin, Sarah A Sarah.Hardin@windstream.com

NCDOT: Garry, Keith T ktgarry@ncdot.gov

AGC: Bill Stricker BStricker@CarolinasAGC.org

NUCA: Justus Everett j53everett@abeutilities.com

NCRWA: Heather Summers heathersomers@ncrwa.org

NCEMC/UGDPRB: Jake Poplin jakej@ccemc.com



Promote Safety at your next meeting with NC811's Tailgate Safety Talk Papers!

Enhance your safety meetings with our newly released Tailgate Safety Talk papers, now available for download from [NC811.org](https://www.nc811.org)! Located under the Education Resource section, these comprehensive papers cover 26 crucial safety topics designed to keep your team informed and protected.





NC 811.ORG EDUCATION TEAM



Parrish Reddick
Piedmont Liaison



Steven Moore
Media Relations Specialist



Ann Rushing
Education Manager



Tami Groves
Southeast Liaison



Howard Corey
Eastern Liaison



Tyler Ross
Western Liaison



Follow NCUCC on Facebook. There we will post meeting info, schedules, photos and videos and joint conference updates.

facebook.com/ncucc1

THANK YOU

A copy of this presentation is available at www.ncucc.org

If this meeting was virtual or hybrid, a video is available on ncucc.org. Go to County UCC's.

The video will be listed under the month and year the meeting took place.

