

AUGUST 11th 811 DAY



MONTHLY UPDATE
AUGUST 2024

LOWER CAPE FEAR UCC





811 Day

August 11th or 8/11 Day serves as a natural reminder for NC residents to call 811 prior to any digging project to have underground utility lines marked.

Help us share this message by utilizing our 811 Day Awareness Toolkit.

<https://nc811.org/811-day/>



AUGUST 11th
811 DAY



August 8th, Washington DC
Game starts at 4:05pm
San Francisco Giants vs
Washington Nationals

CALENDAR

NC811 & NCUCC
event calendars can
be found on nc811.org
or the nc811 app



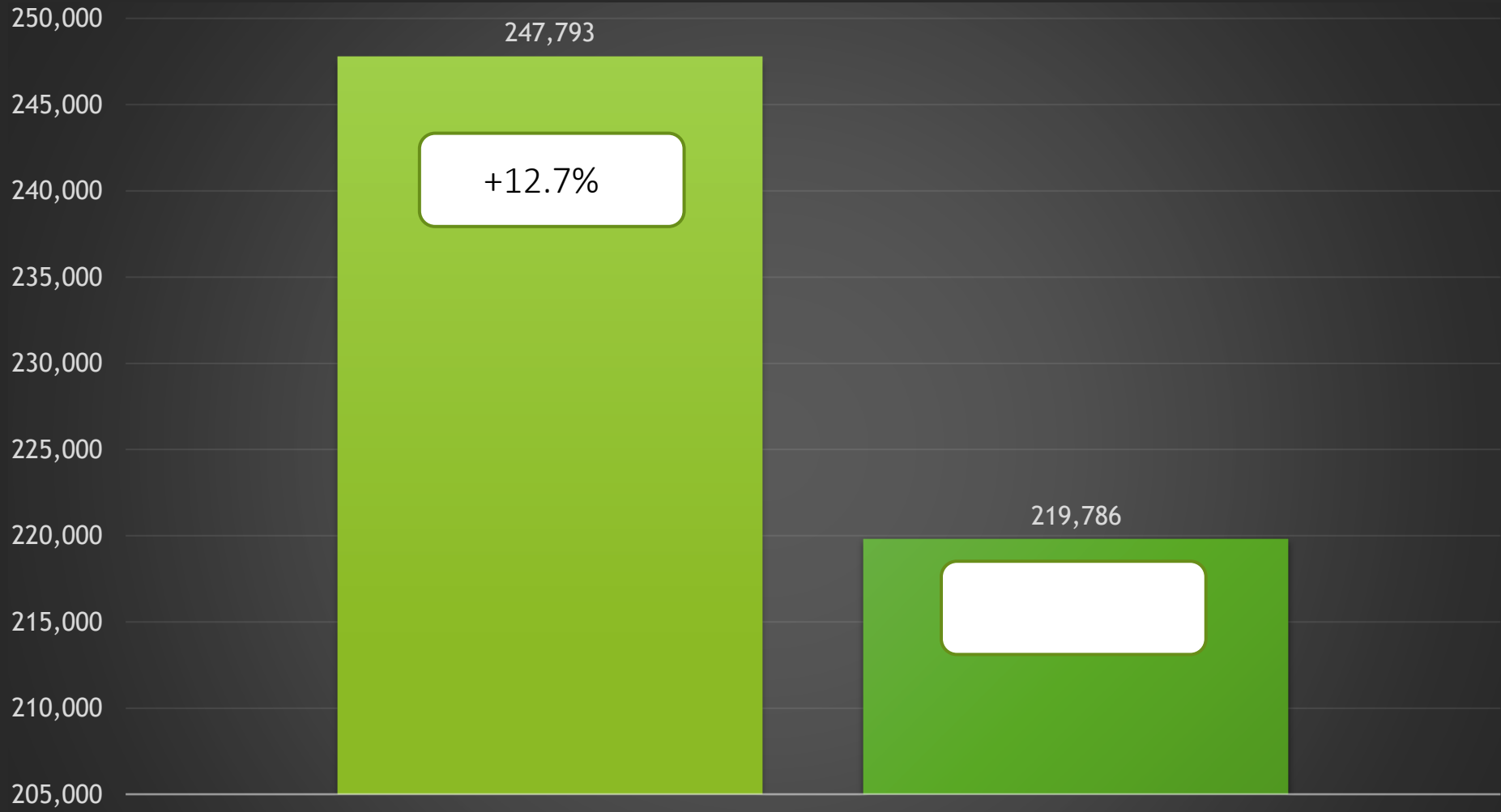
NC811 Data Insights

- ✓ Locate requests
- ✓ Transmissions
- ✓ County ticket volume and distribution





Locate Requests for NC - July 2024 vs 2023



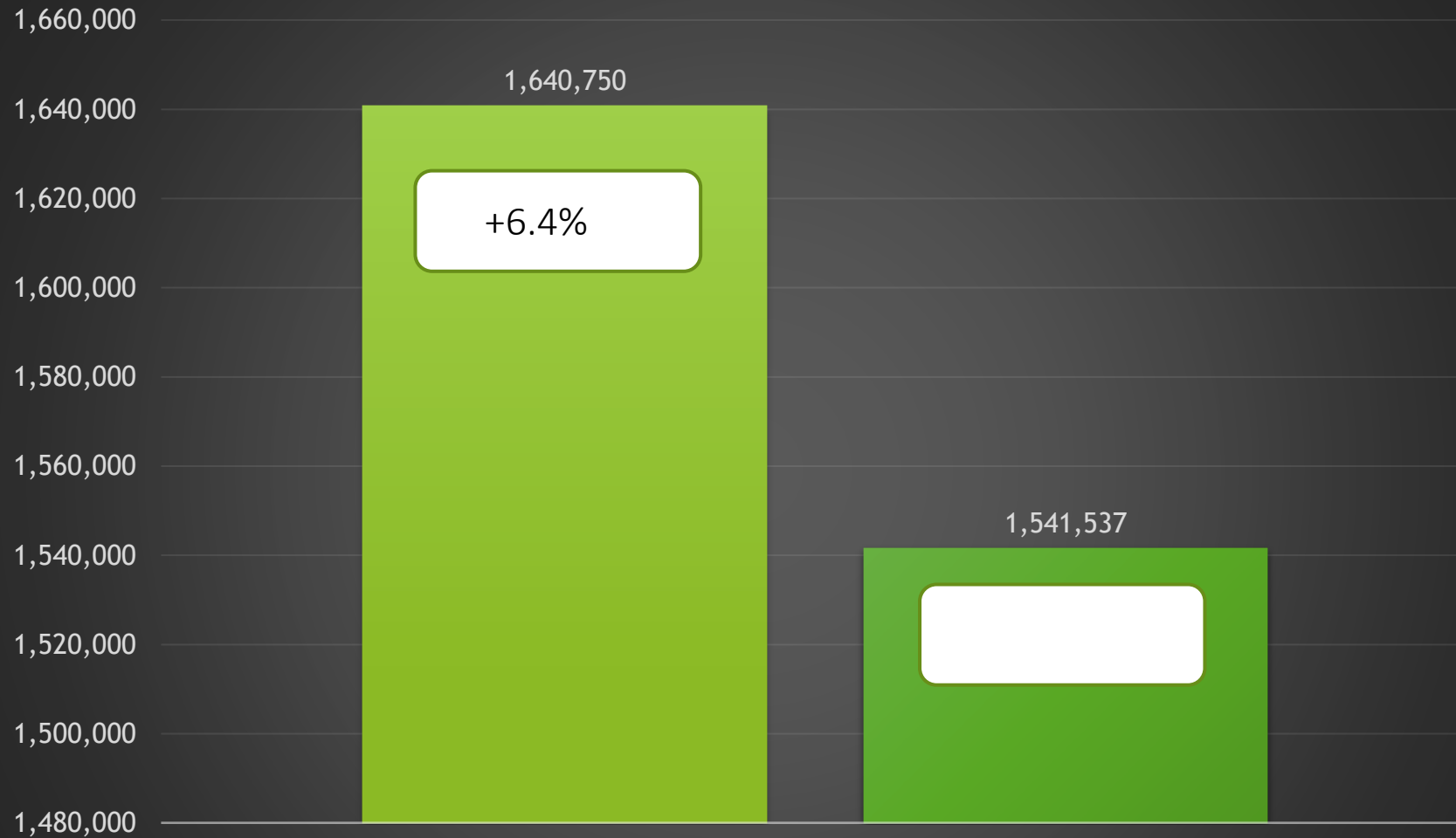
MTD July 2024 - 247,793 / 2023 - 219,786 = (12.7%)

YTD 2024 - 1,640,750 / 2023 - 1,541,537 = +6.4 %

Updates for July 2024 - (79,086) = 32% of volume / June 2024 = 31.3% (.7% Increase from the month before)

Locate Requests
■ 2024 ■ 2023

Locate Requests for NC - YTD



Locate Requests

MTD July 2024 - 247,793 / 2023 - 219,786=(12.7%)

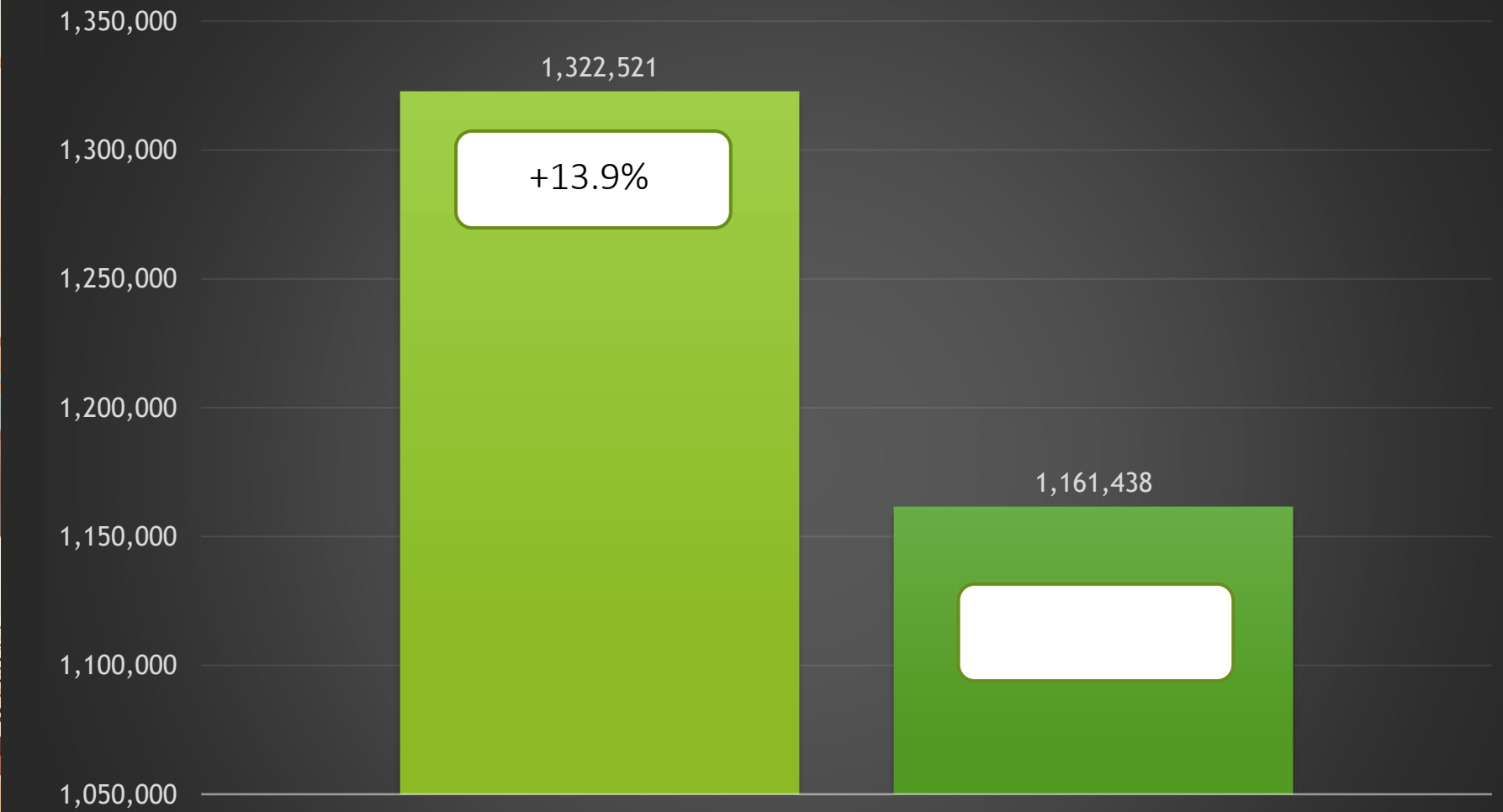
YTD 2024 - 1,640,750/ 2023 - 1,541,537 = +6.4 % ■ 2024 ■ 2023

Updates for July 2024 - (79,086) = 32% of volume / June 2024 = 31.3% (.7% Increase from the month before)





Transmissions for NC - July 24 vs 23



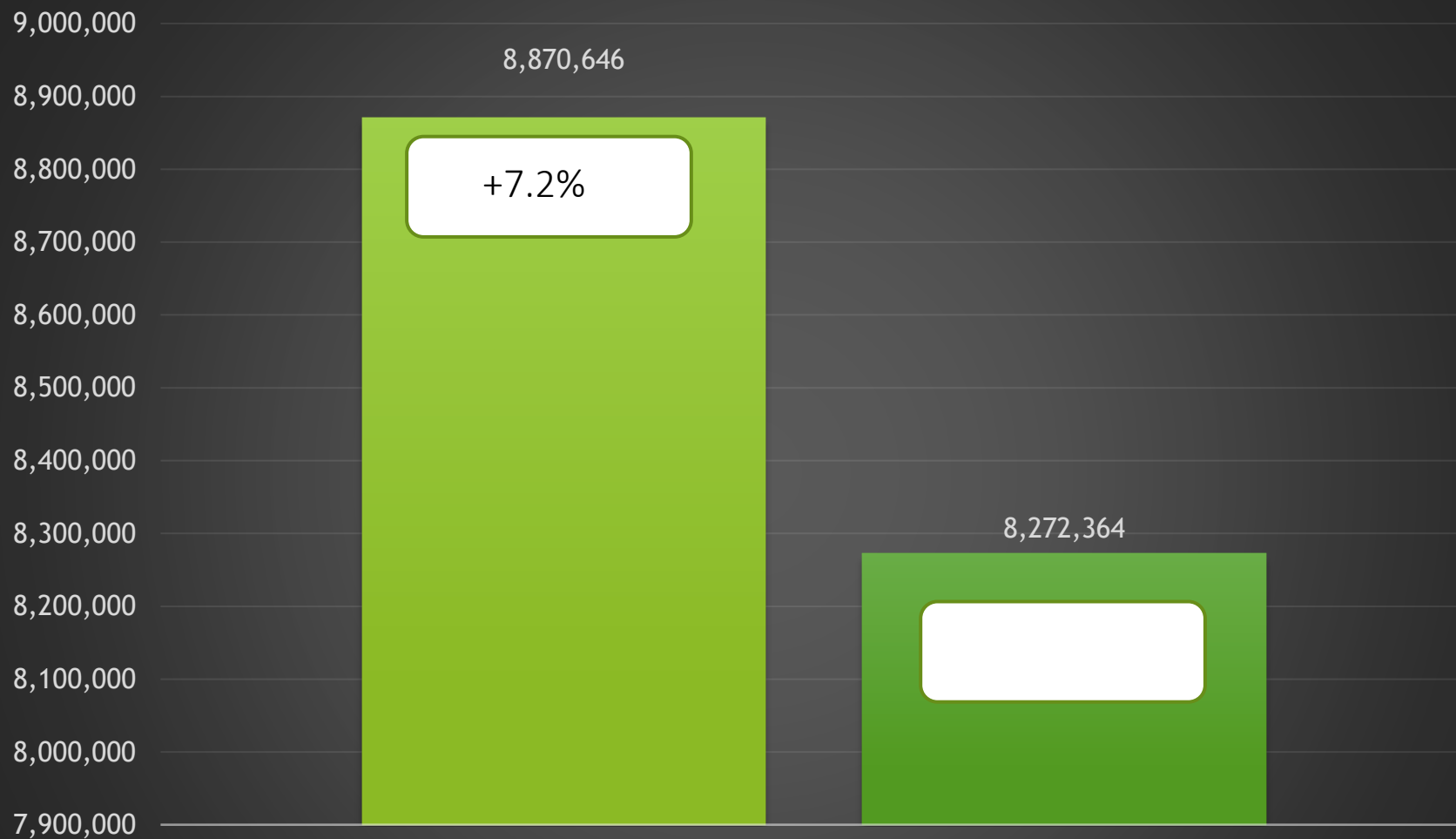
Transmissions MTD 2024- 1,322,521 / 2023 - 1,161,438= (+13.9%)

Transmissions YTD 2024- 8,870,646 / 2023 - 8,272,364= +7.2%

Locate Requests

■ 2024 ■ 2023

Transmissions for NC - YTD 2024



Loacte Requests

■ 2024 ■ 2023

Transmissions MTD 2024- 1,322,521 / 2023 -

1,161,438= (+13.9%)

Transmissions YTD 2024- 8,870,646/ 2023 -

8,272,364= +7.2%



County ticket Volume

2024 VS 2023

New Hanover	3 HR	CNCL	NEW	RXMT	UPDT	TOTAL Tickets
2023	94	30	2599	91	1494	4308
2024	154	39	2733	50	1235	4211
+/- Var	63.8%	30.0%	5.2%	-45.1%	-17.3%	-2.3%
		Avg Locates per Day				201

County ticket Volume

2024 VS 2023

Brunswick	3 HR	CNCL	NEW	RXMT	UPDT	TOTAL Tickets
2023	86	37	3528	57	1612	5320
2024	91	43	4027	63	1887	6111
+/- Var	5.8%	16.2%	14.1%	10.5%	17.1%	14.9%
		Avg Locates per Day				291

County ticket Volume

2024 VS 2023

Pender	3 HR	CNCL	NEW	RXMT	UPDT	TOTAL Tickets
2023	81	8	1254	33	1127	2503
2024	58	12	1235	47	1140	2492
+/- Var	-28.4%	50.0%	-1.5%	42.4%	1.2%	-0.4%
		Avg Locates per Day				119

County ticket Volume

YTD VS PREVIOUS YEAR

New Hanover	3 HR	CNCL	NEW	RXMT	UPDT	TOTAL Tickets
2023	1473	295	19053	736	11329	32886
2024	1154	205	18639	516	8708	29222
+/- Var	-21.7%	-30.5%	-2.2%	-29.9%	-23.1%	-11.1%
		Avg Locates per Day				200

County ticket Volume

YTD VS PREVIOUS YEAR

Brunswick	3 HR	CNCL	NEW	RXMT	UPDT	TOTAL Tickets
2023	879	313	25331	502	10876	37901
2024	875	280	26960	591	11273	39979
+/- Var	-0.5%	-10.5%	6.4%	17.7%	3.7%	5.5%
		Avg Locates per Day				274

County ticket Volume

YTD VS PREVIOUS YEAR

Pender	3 HR	CNCL	NEW	RXMT	UPDT	TOTAL Tickets
2023	375	96	7704	313	6838	15326
2024	283	106	8935	299	9123	18746
+/- Var	-24.5%	10.4%	16.0%	-4.5%	33.4%	22.3%
		Avg Locates per Day				128

County ticket distribution - JULY

County/Place	07 Jul
NEW HANOVER	4211
BAYSHORE	5
CAROLINA BEACH	219
CASTLE HAYNE	235
KINGS GRANT	9
KIRKLAND	10
KURE BEACH	51
MASONBORO	11
MURRAYSVILLE	35
MYRTLE GROVE	13
MYRTLE GROVE JUNCTIO	5
MYRTLE SOUND	1

OGDEN	6
SEA BREEZE	7
SILVER LAKE	17
WILMINGTON	3513
WILMINGTON BEACH	1
WRIGHTSBORO	27
WRIGHTSVILLE	2
WRIGHTSVILLE BEACH	44

County ticket distribution - JULY

County/Place	07 Jul
BRUNSWICK	6111
ASH	162
BALD HEAD ISLAND	29
BELVILLE	44
BOILING SPRING LAKES	67
BOLIVIA	598
CALABASH	890
CAROLINA SHORES	113
CASWELL BEACH	11
HOLDEN BEACH	38
LELAND	1283
LONG BEACH	1
LONGWOOD	7
NAVASSA	91
NORTHWEST	39

OAK ISLAND	302
OCEAN ISLE BEACH	202
OLD CUMBEE PLACE	1
PINEY GROVE	2
SAINT JAMES	55
SHADY FOREST	6
SHALLOTTE	549
SHELL POINT	1
SOUTHPORT	810
SUNSET BEACH	269
SUNSET HARBOR	2
SUPPLY	351
TOWN CREEK	16
VARNAMTOWN	1
WINNABOW	171

County ticket distribution - JULY

County/Place	07 Jul
PENDER	2492
ATKINSON	22
BURGAW	621
CURRIE	41
HAMPSTEAD	863
LONG CREEK	6
MAPLE HILL	14
ROCKY POINT	132
SAINT HELENA	3
SCOTTS HILL	52
SURF CITY	159
TOPSAIL	76
TOPSAIL BEACH	79
WALLACE	360
WATHA	18
WILLARD	46

DAMAGES

DIRT Damage Information
Reporting Tool



July Damages

NC-Alamance	13
NC-Alexander	3
NC-Anson	1
NC-Beaufort	4
NC-Bladen	2
NC-Brunswick	13
NC-Buncombe	18
NC-Burke	10
NC-Cabarrus	19
NC-Caldwell	6
NC-Carteret	4
NC-Caswell	4
NC-Catawba	21
NC-Chatham	11
NC-Cherokee	1
NC-Clay	1
NC-Cleveland	9
NC-Columbus	5
NC-Craven	9
NC-Cumberland	41
NC-Currituck	1
NC-Dare	1

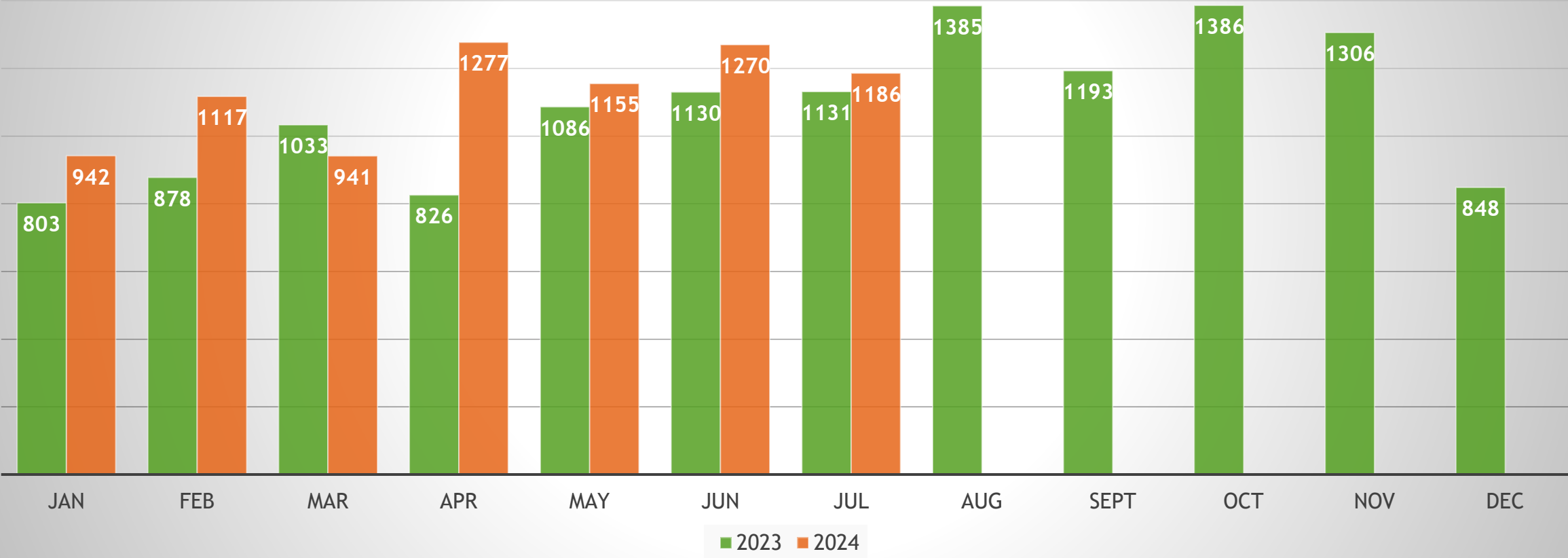
NC-Davidson	9
NC-Davie	7
NC-Duplin	3
NC-Durham	60
NC-Edgecombe	3
NC-Forsyth	55
NC-Franklin	9
NC-Gaston	36
NC-Gates	1
NC-Granville	2
NC-Greene	1
NC-Guilford	28
NC-Harnett	25
NC-Haywood	1
NC-Henderson	11
NC-Hoke	1
NC-Iredell	25
NC-Jackson	3
NC-Johnston	21
NC-Lee	26
NC-Lenoir	9
NC-Lincoln	8
NC-Macon	3
NC-McDowell	2
NC-Mecklenburg	175

NC-Montgomery	5
NC-Moore	33
NC-Nash	28
NC-New Hanover	14
NC-Northampton	1
NC-Onslow	12
NC-Orange	28
NC-Pamlico	5
NC-Pasquotank	2
NC-Pender	3
NC-Perquimans	3
NC-Person	1
NC-Pitt	8
NC-Polk	3
NC-Randolph	12
NC-Robeson	3
NC-Rockingham	16
NC-Rowan	6
NC-Rutherford	3
NC-Sampson	3
NC-Scotland	1
NC-Stanly	5
NC-Stokes	1
NC-Surry	1
NC-Swain	1

NC-Transylvania	2
NC-Union	53
NC-Vance	1
NC-Wake	200
NC-Warren	1
NC-Watauga	1
NC-Wayne	6
NC-Wilkes	1
NC-Wilson	2

Grand Total 1,186

Damages in North Carolina 2024 vs 2023



Top 10 Callers for – New Hanover

Rank	Name	Totals
1	MASTEC	552
2	ADVANCED BORING	402
3	AT&T UTILITY OPERATIONS	264
4	SOUTHEASTERN CABLE CONTRACTORS	207
5	SOUTHEAST CONNECTIONS, LLC	169
6	ONUG COMMUNICATIONS	125
7	HONEYCUTT CONSTRUCTION SERVICES	125
8	ANSCO & ASSOCIATES LLC	102
9	PIEDMONT NATURAL GAS	76
10	PIEDMONT UTILITY GROUP, LLC	64

Top 10 Callers for – Brunswick

Rank	Name	Totals
1	PIEDMONT UTILITY GROUP, LLC	672
2	FOCUS BROADBAND	501
3	QUANTA SERVICES	419
4	HAL COLLINS CONSTRUCTION	307
5	QUANTA SERVICES	276
6	STATE UTILITY CONTRACTORS	212
7	HONEYCUTT CONSTRUCTION SERVICES	174
8	SOUTHEASTERN CABLE CONTRACTORS	166
9	ATMC	145
10	SOUTHEAST CONNECTIONS, LLC	140

Top 10 Callers for - Pender

Rank	Name	Totals
1	PIEDMONT UTILITY GROUP, LLC	799
2	MASTEC	156
3	SOUTHEASTERN CABLE CONTRACTORS	109
4	AT&T UTILITY OPERATIONS	85
5	FOCUS BROADBAND	78
6	MILAM PLUMBING, INC	63
7	HONEYCUTT CONSTRUCTION SERVICES	59
8	DEN UNDERGROUND	58
9	CONTI ENTERPRISES	58
10	ANSCO & ASSOCIATES LLC	54



UNDERGROUND
DAMAGE PREVENTION
REVIEW BOARD

UGDPRB OVERVIEW OF 7/10/2024 CASES

- 27 Cases on Agenda
- 17 – Issued Pipes Plus Training
- **\$25,000** issued in fines



2024 / 2025 State UCC Officers



CHAIR
Lindsey Pontz



CO-CHAIR
Shawn Kelly



SECRETARY
Will Prescott



TREASURER
Sandra Johnson



NC 811.ORG Education team



Parrish Reddick
Piedmont Liaison



Steven Moore
Media Relations
Specialist



Ann Rushing
Education
Manager



Tami Groves
Southeast
Liaison



Howard Corey
Eastern Liaison



Tyler Ross
Western Liaison

Welcome Rory Phipps: Our New Western Region Liaison at North Carolina 811!

We are thrilled to announce a new addition to the North Carolina 811 team, Rory Phipps, who joins us as the Western Region Liaison. Rory will be playing a crucial role in spreading the word about safe digging practices, attending local UCC meetings, and keeping our members informed about damages in their area and the number of tickets processed through our notification center.

Rory hails from Waynesville, a town he proudly calls home. His diverse background makes him a perfect fit for this role. Previously, Rory worked as a locate technician in Waynesville, where he honed his skills in detecting underground utilities. His experience doesn't stop there—he has also served as a firefighter, showcasing his dedication to safety and community service. Additionally, Rory holds a graphic design degree, which adds a creative edge to his skill set.

Starting with us on Tuesday, July 16th, Rory will be working closely with Tyler Ross, our current Western Liaison. Together, they will ensure that our community stays informed and safe.

Please join us in welcoming Rory to the North Carolina 811 family. We look forward to the positive impact he will make in our Western Region!





THANK YOU!

A copy of this presentation is available at
www.ncucc.org



Lower Cape Fear - 8/20/2024

Attendance: (6)

- Brian Morehouse- S&N Communications bmorehouse@sncomm.com (336) 482-6890
- David McCoy DSI / Cinterra david.mccoy@cinterra.com
- Marlon N. Brown - Senior Director OSP Engineering and Construction
321-439-3614 marlon.brown@lumosfiber.com
- Jake Kearney - Lumos Fiber Manager, OSP Construction
jake.kearney@lumosfiber.com 910-831-2246
- Norman Bardon 910.520.5808 norman.bardon@duke-energy.com
- Ann Rushing, NC811 336-944-5518 annrushing@nc811.org