



NC 811 ORG



NC811



MONTHLY UPDATE



JULY 2024



LOWER CAPE FEAR



UPCOMING MEETINGS

- **NC State UCC Meeting**
Tuesday, July 9 from 10 to 12
Charlotte Water, 4100 W Tyvola Rd, Charlotte
- **Underground Damage Prevention Review Board**
Wednesday, July 10 from 10 to 4
NC811 Events Center, Greensboro
<https://udprb.nc.gov/Reporting-a-Violation>
- **Locate Resolution Partnership Committee**
Wednesday, July 17 from 11 to 1
NC811 Events Center, Greensboro
<https://ncucc.org/locate-resolution-partnership-committee/>



UPCOMING MEETINGS

- **NC811 Board Meeting**
Friday, July 19 from 8 to 12
Crowne Plaza Resort, 1 Resort Dr, Asheville



UPCOMING MEETINGS

- **AUGUST 8th**
Washington Nationals Game
1500 S Capitol St SE, Washington, DC
- **AUGUST 11th**
Greensboro Grasshoppers Game for 8-11 Day!
1pm to 5pm
408 Bellemeade St, Greensboro, NC



CALENDAR

NC811 & NCUCC event
calendars can be found
on nc811.org or the nc811
app



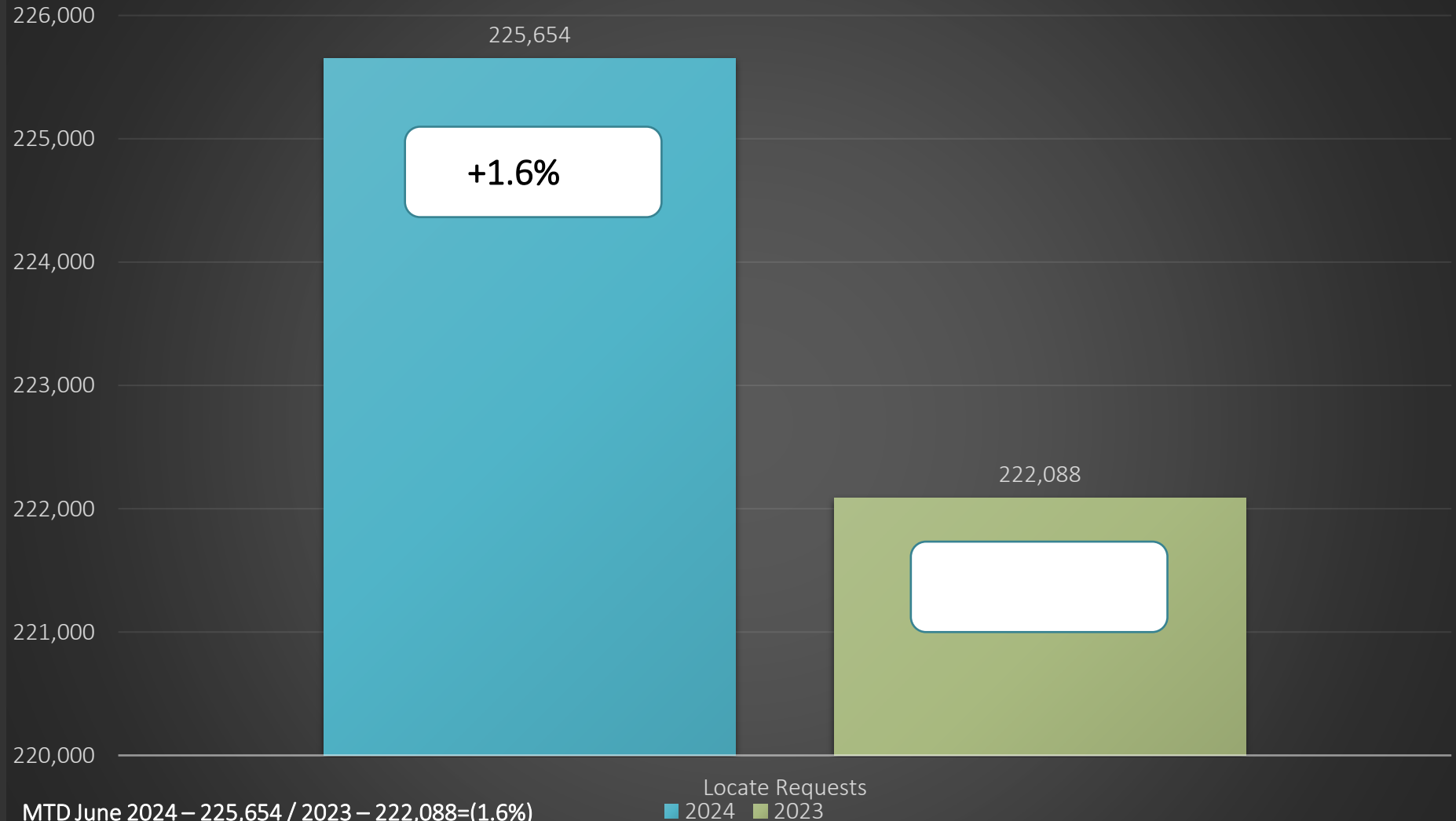


DATA INSIGHTS

Locate Request,
Transmissions,
County ticket volume
and distribution



Locate Requests for NC - June 2024 vs 2023

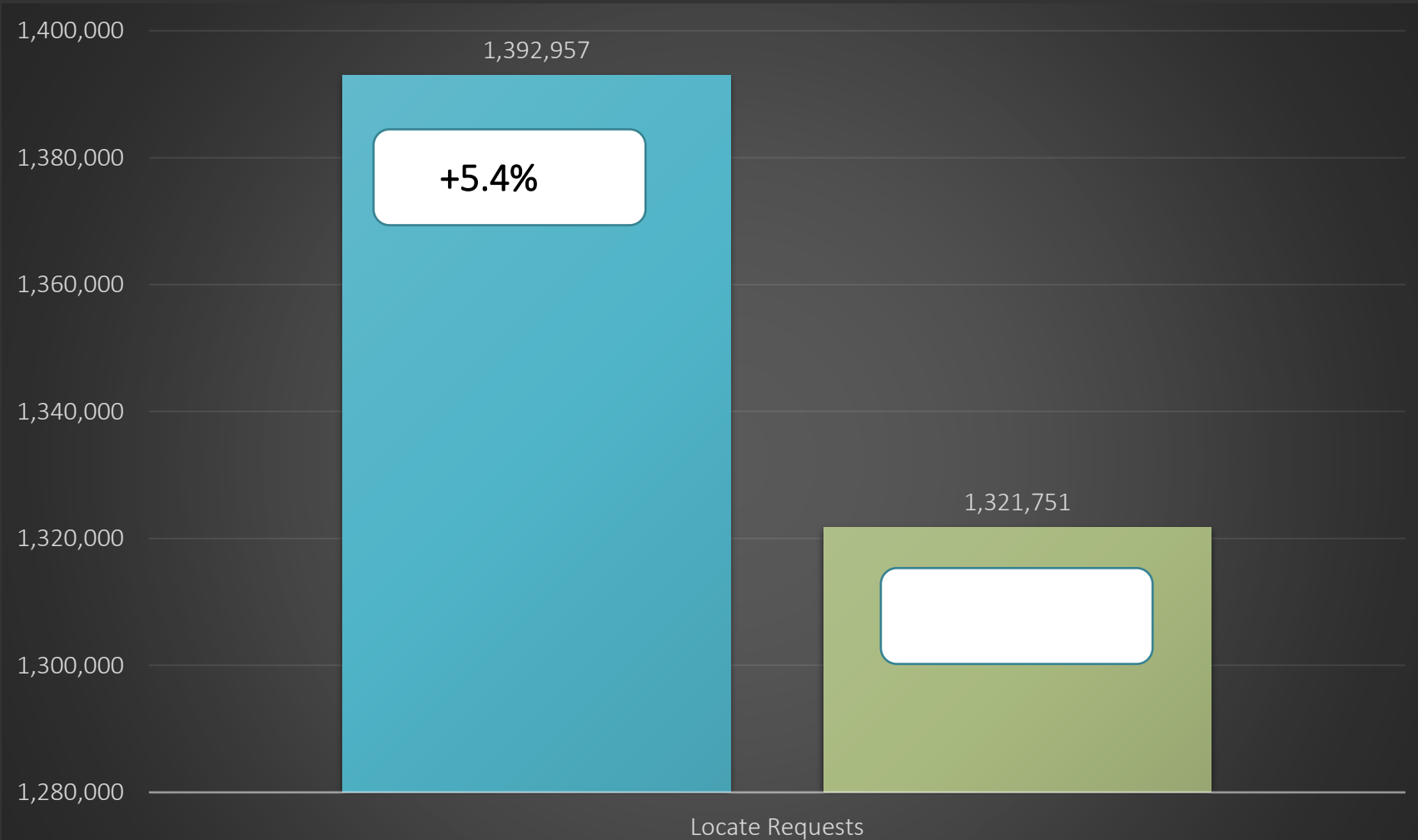


MTD June 2024 – 225,654 / 2023 – 222,088 = (1.6%)

YTD 2024 – 1,392,957 / 2023 – 1,321,751 = +5.4 %

Updates for June 2024 – (70,564) = 31.3% of volume / May 2024 = 35.1% (3.8% Decrease from the month before)

Locate Requests for NC - YTD



MTD June 2024 – 225,654 / 2023 – 222,088=(1.9%)

YTD 2024 – 1,392,957/ 2023 – 1,321,751 = +5.4 %

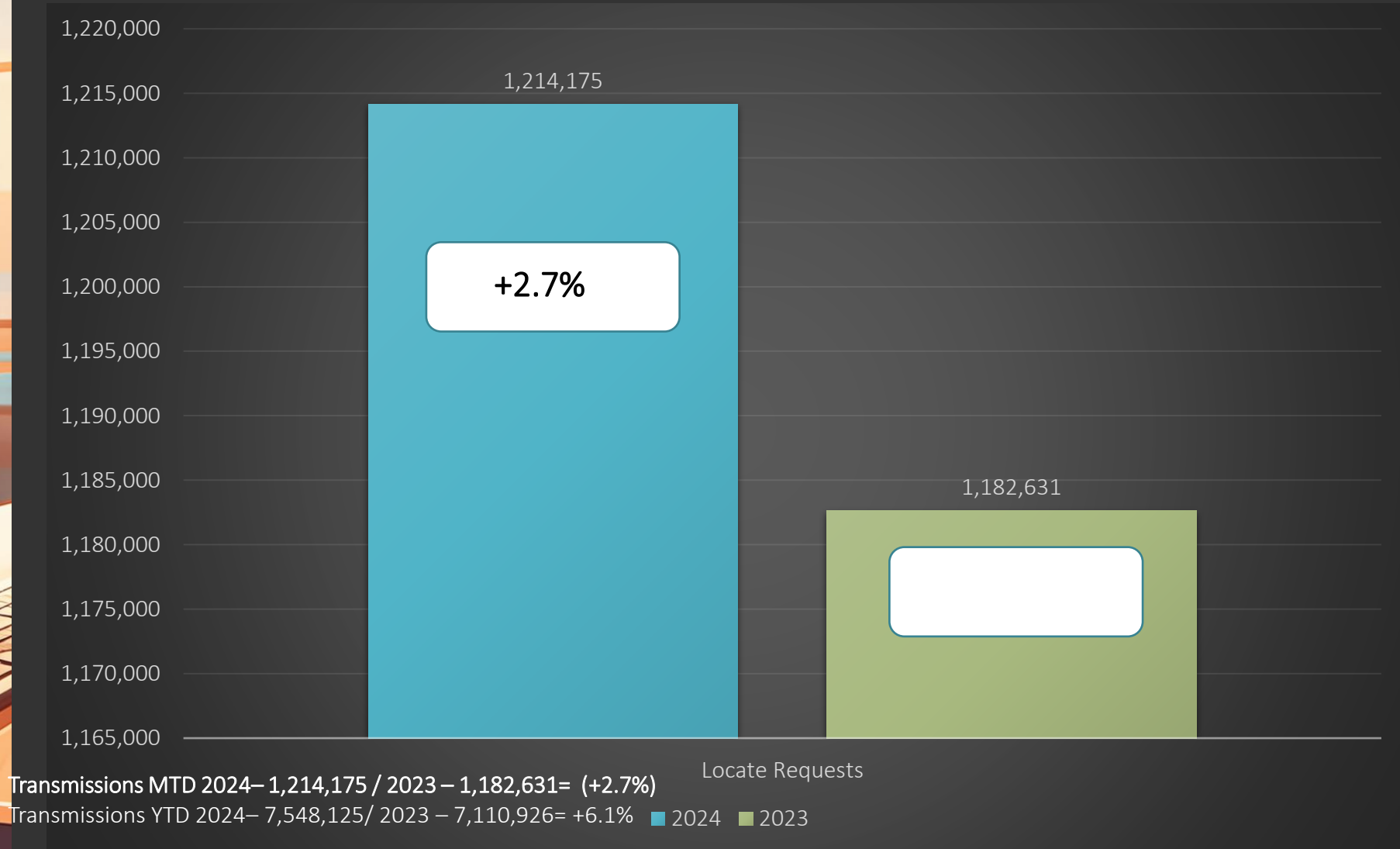
Updates for June 2024 – (70,564) = 31.3% of volume / May 2024 = 35.1% (3.8% Decrease from the month before)

■ 2024 ■ 2023

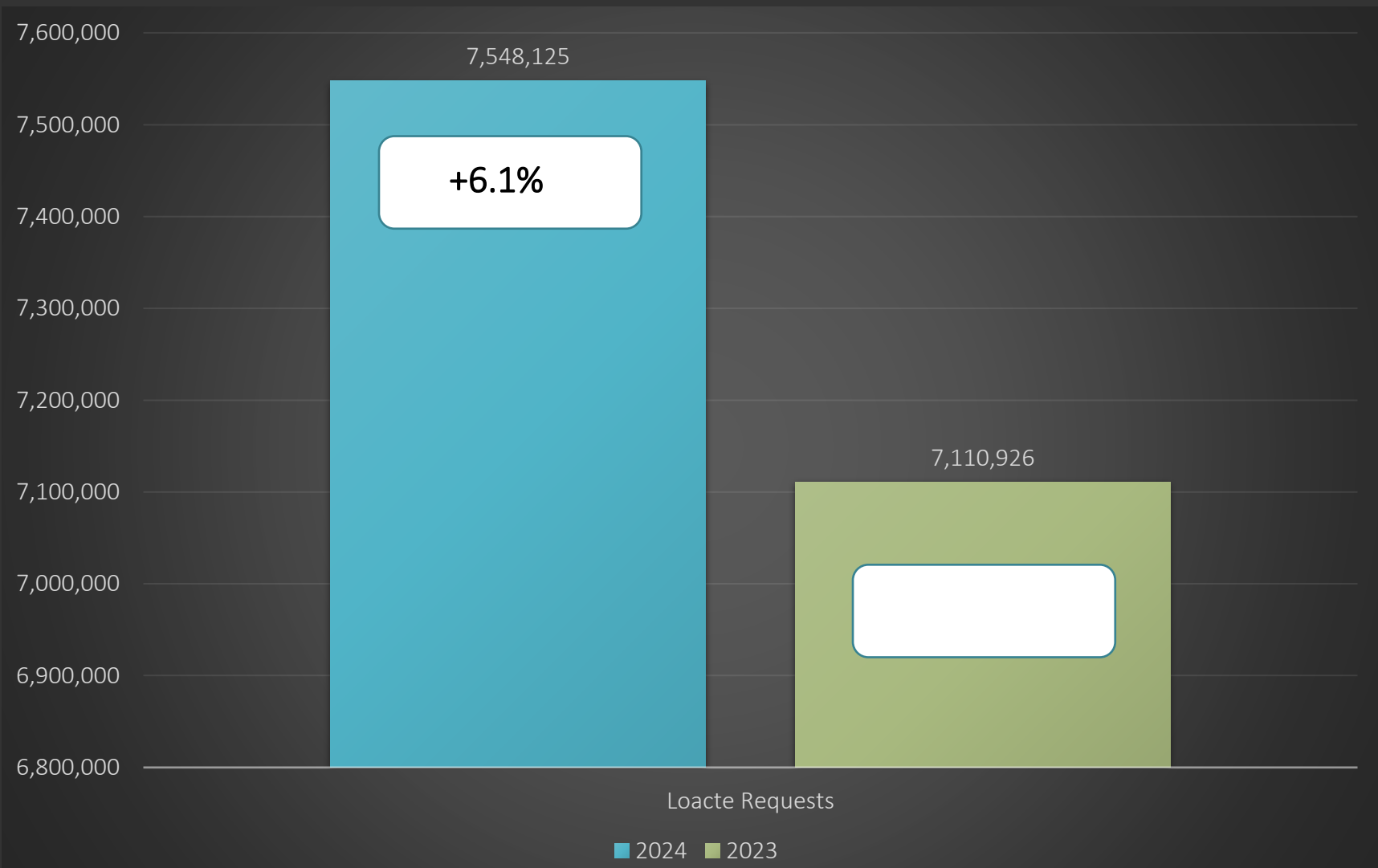




Transmissions for NC - June 24 vs 23



Transmissions for NC - YTD 2024



■ 2024 ■ 2023

Transmissions MTD 2024- 1,214,175 / 2023 - 1,182,631= (+1.1%)

Transmissions YTD 2024- 7,548,125/ 2023 - 7,110,926= (+6.1%)



COUNTY TICKET

2024 VS 2023

New Hanover	3 HR	CNCL	NEW	RXMT	UPDT	TOTAL Tickets
2023	152	32	2572	72	1493	4321
2024	323	23	2366	88	1162	3962
+/- Var	112.5%	-28.1%	-8.0%	22.2%	-22.2%	-8.3%
		Avg Locates per Day				189

COUNTY TICKET

2024 VS 2023

Brunswick	3 HR	CNCL	NEW	RXMT	UPDT	TOTAL Tickets
2023	81	46	3440	56	1712	5335
2024	81	39	4025	68	1477	5690
+/- Var	0.0%	-15.2%	17.0%	21.4%	-13.7%	6.7%
		Avg Locates per Day				271

COUNTY TICKET

2024 VS 2023

Pender	3 HR	CNCL	NEW	RXMT	UPDT	TOTAL Tickets
2023	43	13	1211	42	1383	2692
2024	39	14	1031	16	991	2091
+/- Var	-9.3%	7.7%	-14.9%	-61.9%	-28.3%	-22.3%
		Avg Locates per Day				100

COUNTY TICKET

YTD VS PREVIOUS YEAR

New Hanover	3 HR	CNCL	NEW	RXMT	UPDT	TOTAL Tickets
2023	1379	265	16454	645	9835	28578
2024	1000	166	15906	466	7473	25011
+/- Var	-27.5%	-37.4%	-3.3%	-27.8%	-24.0%	-12.5%
		Avg Locates per Day				200

COUNTY TICKET

YTD VS PREVIOUS YEAR

Brunswick	3 HR	CNCL	NEW	RXMT	UPDT	TOTAL Tickets
2023	793	276	21803	445	9264	32581
2024	784	237	22933	528	9386	33868
+/- Var	-1.1%	-14.1%	5.2%	18.7%	1.3%	4.0%
		Avg Locates per Day				271

COUNTY TICKET

YTD VS PREVIOUS YEAR

Pender	3 HR	CNCL	NEW	RXMT	UPDT	TOTAL Tickets
2023	294	88	6450	280	5711	12823
2024	225	94	7700	252	7983	16254
+/- Var	-23.5%	6.8%	19.4%	-10.0%	39.8%	26.8%
		Avg Locates per Day				130

COUNTY TICKET DISTRIBUTION - JUNE

County/Place	06 June
NEW HANOVER	3962
AIRLIE	1
BAYSHORE	1
CAROLINA BEACH	140
CASTLE HAYNE	253
FORT FISHER	1
KINGS GRANT	7
KIRKLAND	12
KURE BEACH	67
MASONBORO	15
MURRAYSVILLE	24
MYRTLE GROVE	13
MYRTLE GROVE JUNCTIO	4
OGDEN	7
SEA BREEZE	2

SEAGATE	2
SILVER LAKE	6
SMITH CREEK	1
WILMINGTON	3288
WILMINGTON BEACH	1
WINDEMERE	1
WRIGHTSBORO	70
WRIGHTSVILLE	4
WRIGHTSVILLE BEACH	42

COUNTY TICKET DISTRIBUTION - JUNE

County/Place	06 June
BRUNSWICK	5690
ASH	124
BALD HEAD ISLAND	26
BELVILLE	50
BOILING SPRING LAKES	84
BOLIVIA	539
BRUNSWICK STATION	3
CALABASH	1000
CAROLINA SHORES	64
CASWELL BEACH	5
CEDAR HILL	10
GRISSETTOWN	2
HOLDEN BEACH	40
LANVALE	3
LELAND	1304
LONGWOOD	11
NAVASSA	62

NORTHWEST	15
OAK ISLAND	242
OCEAN ISLE BEACH	248
SAINT JAMES	72
SANDY CREEK	6
SEA TRAIL PLANTATION	1
SHADY FOREST	7
SHALLOTTE	411
SOUTHPORT	660
SUNSET BEACH	191
SUNSET HARBOR	6
SUPPLY	312
TOWN CREEK	18
VARNAMTOWN	3
WINNABOW	171

COUNTY TICKET DISTRIBUTION - JUNE

County/Place	06 June
PENDER	2091
ATKINSON	21
BURGAW	575
CURRIE	31
HAMPSTEAD	717
KINGS LANDING	1
LONG CREEK	4
MAPLE HILL	15
POINT CASWELL	2
ROCKY POINT	171
SAINT HELENA	3

SCOTTS HILL	56
SURF CITY	106
TOPSAIL	31
TOPSAIL BEACH	51
WALLACE	252
WATHA	24
WILLARD	31

DAMAGES

DIRT Damage Information
Reporting Tool



June Damages

ALAMANCE	14
ALEXANDER	4
ALLEGHANY	0
ANSON	1
ASHE	0
AVERY	0
BEAUFORT	3
BERTIE	2
BLADEN	1
BRUNSWICK	10
BUNCOMBE	26
BURKE	4
CABARRUS	19
CALDWELL	5
CAMDEN	0
CARTERET	7
CASWELL	0
CATAWBA	30
CHATHAM	12
CHEROKEE	2
CHOWAN	1
CLAY	2
CLEVELAND	14
COLUMBUS	7
CRAVEN	5
CUMBERLAND	49
CURRITUCK	9
DARE	5
DAVIDSON	18
DAVIE	7
DUPLIN	5
DURHAM	61

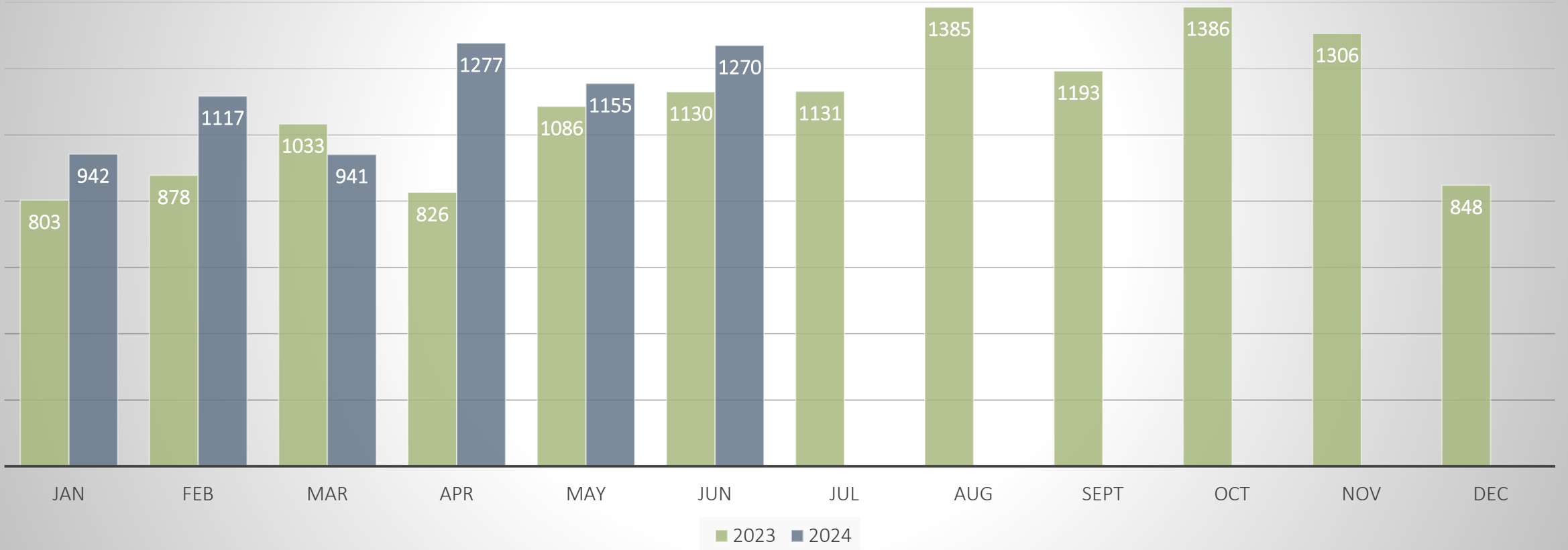
EDGECOMBE	1
FORSYTH	29
FRANKLIN	5
GASTON	33
GATES	0
GRAHAM	0
GRANVILLE	1
GREENE	0
GUILFORD	30
HALIFAX	1
HARNETT	32
HAYWOOD	1
HENDERSON	4
HERTFORD	1
HOKE	7
HYDE	1
IREDELL	31
JACKSON	3
JOHNSTON	37
JONES	4
LEE	11
LENOIR	9
LINCOLN	10
MACON	1
MADISON	0
MARTIN	0
MCDOWELL	1
MECKLENBURG	234
MITCHELL	0
MONTGOMERY	4
MOORE	17
NASH	34

NEW HANOVER	28
NORTHAMPTON	0
ONSLow	25
ORANGE	25
PAMLICO	5
PASQUOTANK	1
PENDER	7
PERQUIMANS	0
PERSON	1
PITT	3
POLK	4
RANDOLPH	15
RICHMOND	1
ROBESON	4
ROCKINGHAM	11
ROWAN	15
RUTHERFORD	2
SAMPSON	2
SCOTLAND	0
STANLY	2
STOKES	0
SURRY	1
SWAIN	0
TRANSYLVANIA	1
TYRRELL	0
UNION	33
VANCE	0
WAKE	208
WARREN	0
WASHINGTON	0
WATAUGA	1

Grand Total: 1270

WAYNE	6
WILKES	0
WILSON	2
YADKIN	2
YANCEY	0

Damages in North Carolina 2024 vs 2023



Top 10 Callers for – New Hanover

Rank	Name	Totals
1	MASTEC	640
2	ADVANCED BORING	345
3	AT&T UTILITY OPERATIONS	228
4	SOUTHEASTERN CABLE CONTRACTORS	162
5	SOUTHEAST CONNECTIONS, LLC	140
6	HONEYCUTT CONSTRUCTION SERVICES	102
7	ANSCO & ASSOCIATES LLC	97
8	THOMSON CORDER & CO	61
9	CAROLINA POWER & SIGNALIZATION	53
10	PIEDMONT UTILITY GROUP, LLC	52

Top 10 Callers for – Brunswick

Rank	Name	Totals
1	HAL COLLINS CONSTRUCTION	520
2	FOCUS BROADBAND	478
3	PIEDMONT UTILITY GROUP, LLC	427
4	QUANTA SERVICES	262
5	QUANTA SERVICES	236
6	STATE UTILITY CONTRACTORS	216
7	JENKINS PLUMBING	151
8	ATMC	146
9	SOUTHEAST CONNECTIONS, LLC	146
10	SOUTHEASTERN CABLE CONTRACTORS	145
11	HONEYCUTT CONSTRUCTION SERVICES	136
12	MASTEC	131
13	CARMICHAEL CONSTRUCTION COMPANY, INC	104
14	CABLE EAST, INC	87
15	BRUNSWICK COUNTY PUBLIC UTILITIES	84

Top 10 Callers for – Pender

Rank	Name	Totals
1	PIEDMONT UTILITY GROUP, LLC	640
2	MASTEC	122
3	SOUTHEASTERN CABLE CONTRACTORS	102
4	FOCUS BROADBAND	88
5	AT&T UTILITY OPERATIONS	79
6	ANSCO & ASSOCIATES LLC	76
7	HONEYCUTT CONSTRUCTION SERVICES	58
8	BUCEK'S PLUMBING	51
9	MILAM PLUMBING, INC	47
10	DEN UNDERGROUND	36

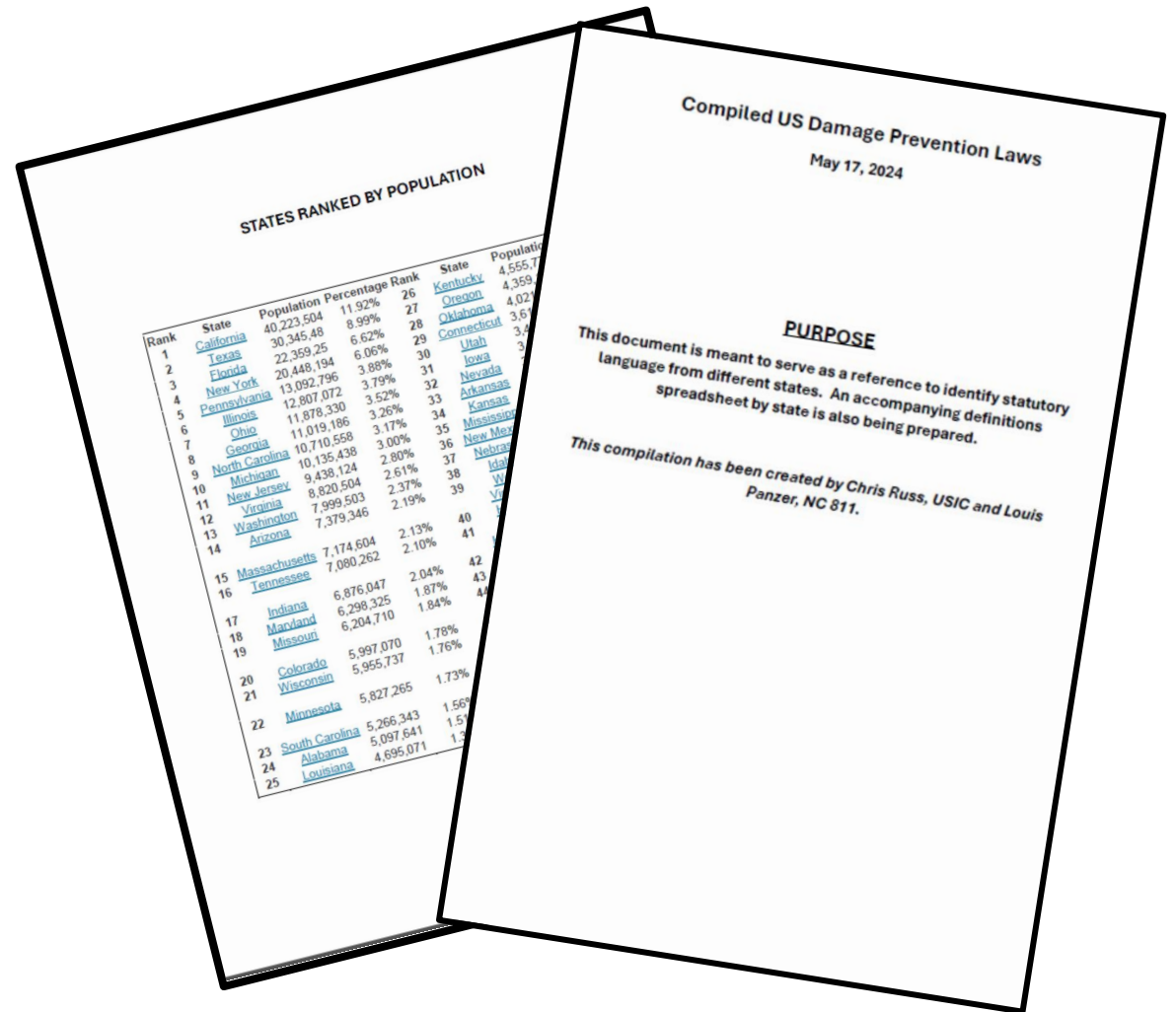
- Task Team Formed
- Senator Sponsors (Lazzara, Rep. Arp)
- Three Meetings Occurred
- Shared Compilation of All State Laws (990 pages worth)
- Redlined Document Shared With Task Team
- Goal is completed language for 2025

STATES RANKED BY POPULATION

Rank	State	Population	Percentage	Rank	State	Population	Percentage
1	California	40,223,504	11.92%	26	Kentucky	4,555,777	1.35%
2	Texas	30,345,48	8.99%	27	Oregon	4,359,110	1.29%
3	Florida	22,359,25	6.62%	28	Oklahoma	4,021,753	1.19%
4	New York	20,448,194	6.06%	29	Connecticut	3,615,499	1.07%
5	Pennsylvania	13,092,796	3.88%	30	Utah	3,423,935	1.01%
6	Illinois	12,807,072	3.79%	31	Iowa	3,233,572	0.96%
7	Ohio	11,878,330	3.52%	32	Nevada	3,225,832	0.96%
8	Georgia	11,019,186	3.26%	33	Arkansas	3,040,207	0.90%
9	North Carolina	10,710,558	3.17%	34	Kansas	2,963,308	0.88%
10	Michigan	10,135,438	3.00%	35	Mississippi	2,959,473	0.88%
11	New Jersey	9,438,124	2.80%	36	New Mexico	2,135,024	0.63%
12	Virginia	8,820,504	2.61%	37	Nebraska	2,002,052	0.59%
13	Washington	7,999,503	2.37%	38	Idaho	1,920,562	0.57%
14	Arizona	7,379,346	2.19%	39	West Virginia	1,775,932	0.53%
15	Massachusetts	7,174,604	2.13%	40	Hawaii	1,483,762	0.44%
16	Tennessee	7,080,262	2.10%	41	New Hampshire	1,395,847	0.41%
17	Indiana	6,876,047	2.04%	42	Maine	1,372,559	0.41%
18	Maryland	6,298,325	1.87%	43	Montana	1,112,668	0.33%
19	Missouri	6,204,710	1.84%	44	Rhode Island	1,110,822	0.33%
20	Colorado	5,997,070	1.78%	45	Delaware	1,017,551	0.30%
21	Wisconsin	5,955,737	1.76%	46	South Dakota	908,414	0.27%
22	Minnesota	5,827,265	1.73%	47	North Dakota	811,044	0.24%
23	South Carolina	5,266,343	1.56%	48	Alaska	740,339	0.22%
24	Alabama	5,097,641	1.51%	49	Vermont	647,156	0.19%
25	Louisiana	4,695,071	1.39%	50	Wyoming	583,279	0.17%



- Tolerance Zone (24-18 inches)
- Mandatory White Lining
- Ticket Life (15-30 working days)
- Hinging the locate time to the work date
- Clarifying ticket size
- Mark Maintenance
- Enforcement items



NOTE: 5.78% of US population in NC and VA.
Reach out if you would like a copy of compiled laws document.

Represented Groups:

Sen. Michael Lazzara Michael.Lazzara@ncleg.gov

NC 811: Louis Panzer, louis@nc811.org

Locators: Christopher Russ ChristopherRuss@usicllc.com

Surveyors: Sherri Barron SBarron@ncsurveyors.com

Municipalities: Allen Turnage aturnage@townofclaytonnc.org

Gas Transmission: API, David McGowan 919-412-4200, mcgowand@api.org

Gas Distribution: Collins, Jim Jim.Collins@duke-energy.com

Electric: BARE, DANIEL DANIEL.BARE@duke-energy.com

Telecommunications: Hardin, Sarah A Sarah.Hardin@windstream.com

NCDOT: Garry, Keith T ktgarry@ncdot.gov

AGC: Bill Stricker BStricker@CarolinasAGC.org

NUCA: Justus Everett j53everett@abeutilities.com

NCRWA: Heather Summers heathersomers@ncrwa.org

NCEMC/UGDPRB: Jake Poplin jakej@ccemc.com



Promote Safety at your next meeting with NC811's Tailgate Safety Talk Papers!

Enhance your safety meetings with our newly released Tailgate Safety Talk papers, now available for download from [NC811.org](https://www.nc811.org)! Located under the Education Resource section, these comprehensive papers cover 26 crucial safety topics designed to keep your team informed and protected.





NC 811.ORG EDUCATION TEAM



Parrish
Reddick
Piedmont Liaison



Steven Moore
Media Relations
Specialist



Ann Rushing
Education
Manager



Tami Groves
Southeast
Liaison



Howard
Corey
Eastern Liaison



Tyler Ross
Western Liaison



Follow NCUCC on Facebook. There we will post meeting info, schedules, photos and videos and joint conference updates.

facebook.com/ncucc1

THANK YOU

A copy of this presentation is available at www.ncucc.org

If this meeting was virtual or hybrid, a video is available on ncucc.org. Go to County UCC's.

The video will be listed under the month and year the meeting took place.