

UPCOMING MEETINGS

- **NC State UCC Meeting**
Tuesday, July 9 from 10 to 12
Charlotte Water, 4100 W Tyvola Rd, Charlotte
- **Underground Damage Prevention Review Board**
Wednesday, July 10 from 10 to 4
NC811 Events Center, Greensboro
<https://udprb.nc.gov/Reporting-a-Violation>
- **Locate Resolution Partnership Committee**
Wednesday, July 17 from 11 to 1
NC811 Events Center, Greensboro
<https://ncucc.org/locate-resolution-partnership-committee/>



UPCOMING MEETINGS

- **NC811 Board Meeting**
Friday, July 19 from 8 to 12
Crowne Plaza Resort, 1 Resort Dr, Asheville



UPCOMING MEETINGS

- **AUGUST 8th**
Washington Nationals Game
1500 S Capitol St SE, Washington, DC
- **AUGUST 11th**
Greensboro Grasshoppers Game for 8-11 Day!
1pm to 5pm
408 Bellemeade St, Greensboro, NC



CALENDAR

NC811 & NCUCC event
calendars can be found
on nc811.org or the nc811
app



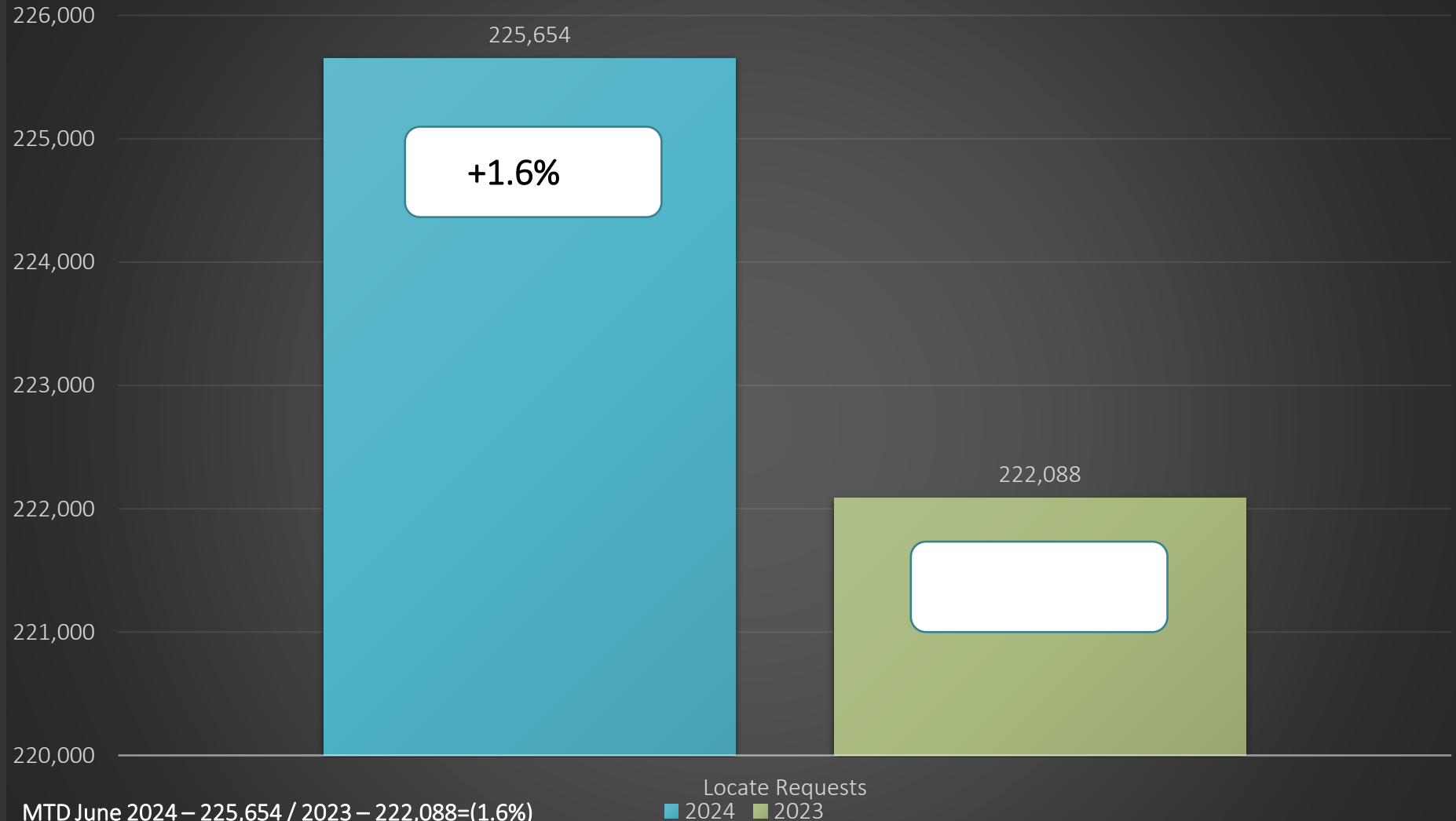


DATA INSIGHTS

Locate Request,
Transmissions,
County ticket volume
and distribution



Locate Requests for NC - June 2024 vs 2023

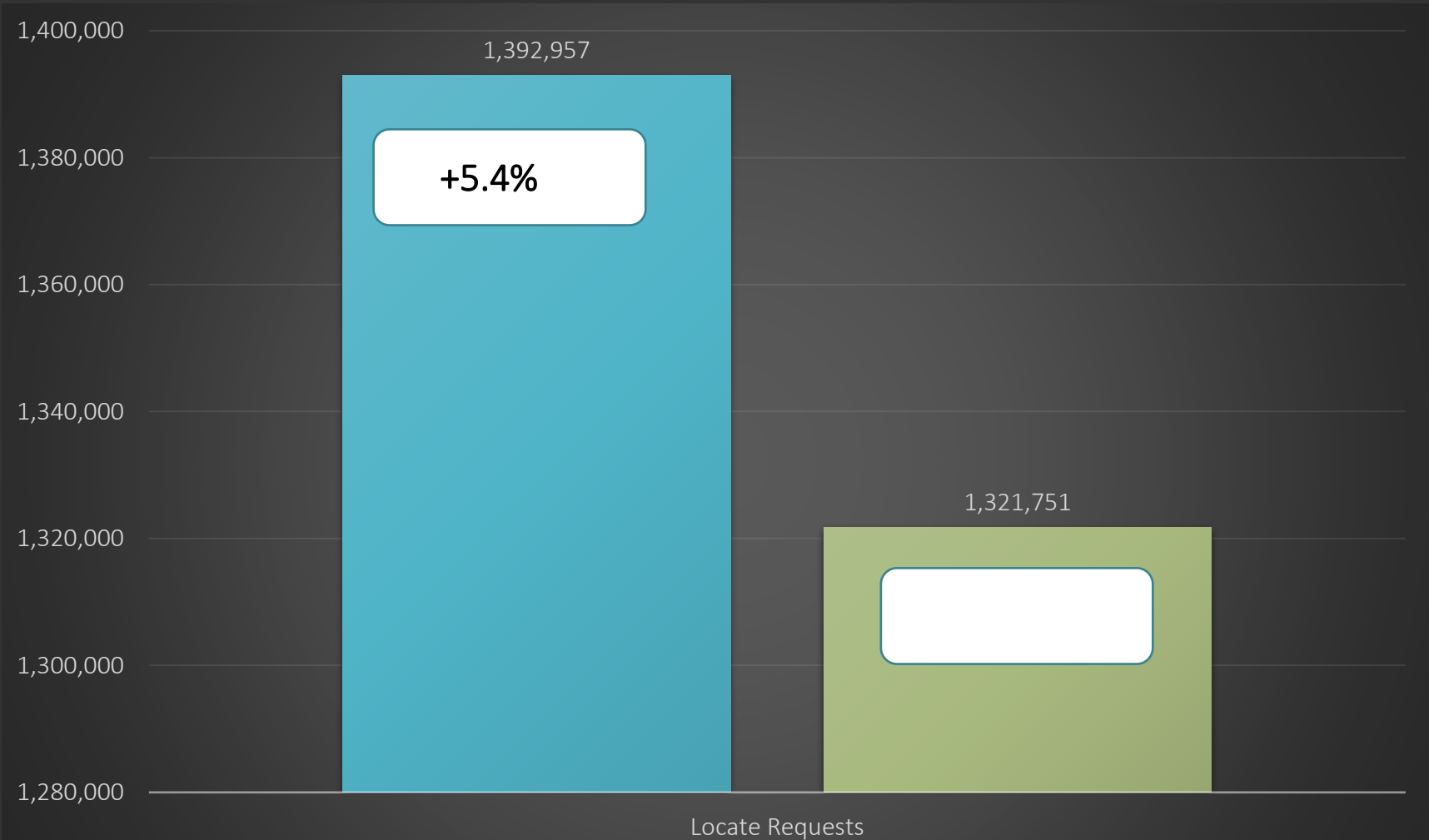


MTD June 2024 – 225,654 / 2023 – 222,088 = (1.6%)

YTD 2024 – 1,392,957 / 2023 – 1,321,751 = +5.4 %

Updates for June 2024 – (70,564) = 31.3% of volume / May 2024 = 35.1% (3.8% Decrease from the month before)

Locate Requests for NC - YTD



MTD June 2024 – 225,654 / 2023 – 222,088=(1.9%)

YTD 2024 – 1,392,957/ 2023 – 1,321,751 = +5.4 %

Updates for June 2024 – (70,564) = 31.3% of volume / May 2024 = 35.1% (3.8% Decrease from the month before)

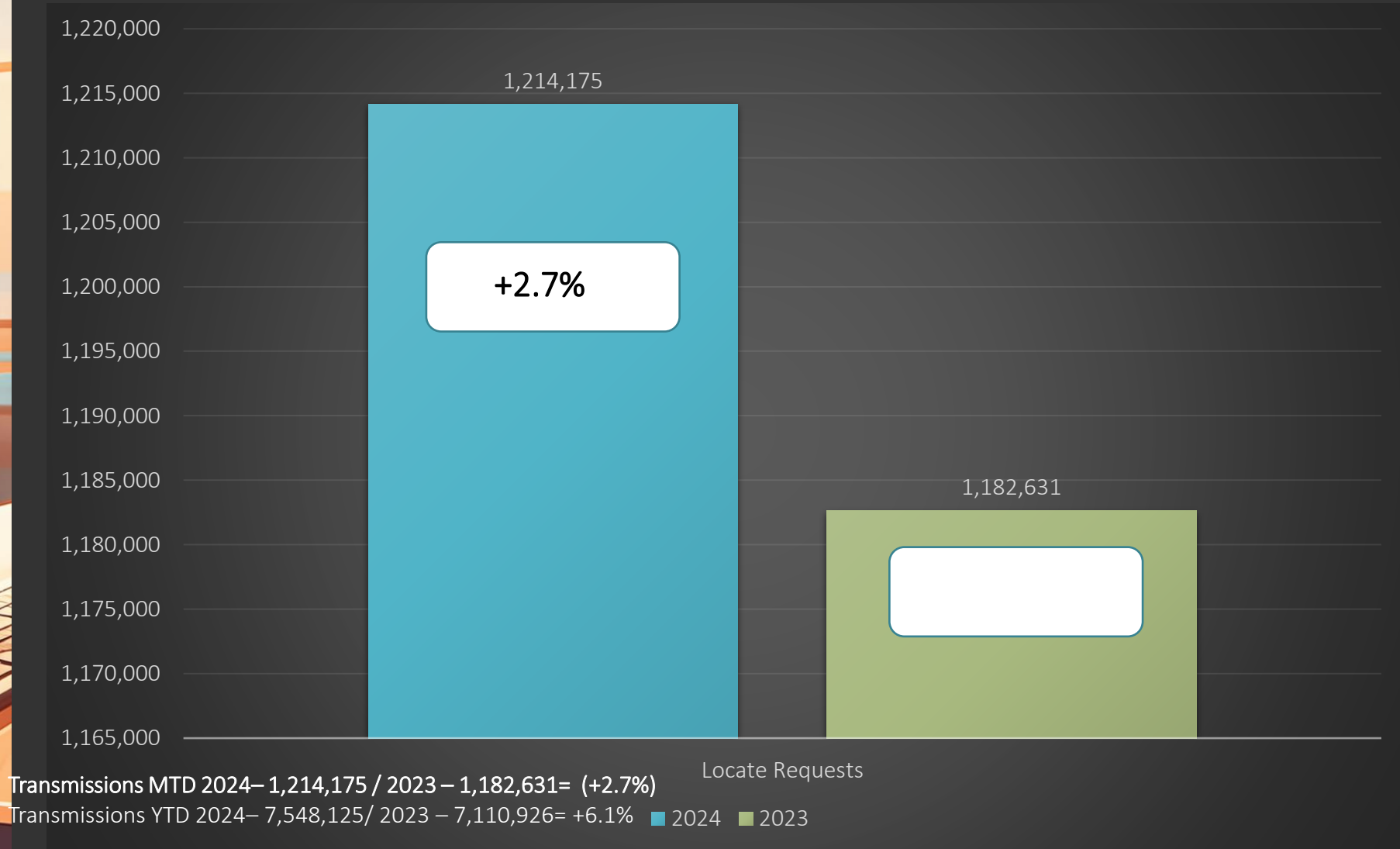
■ 2024 ■ 2023

Locate Requests

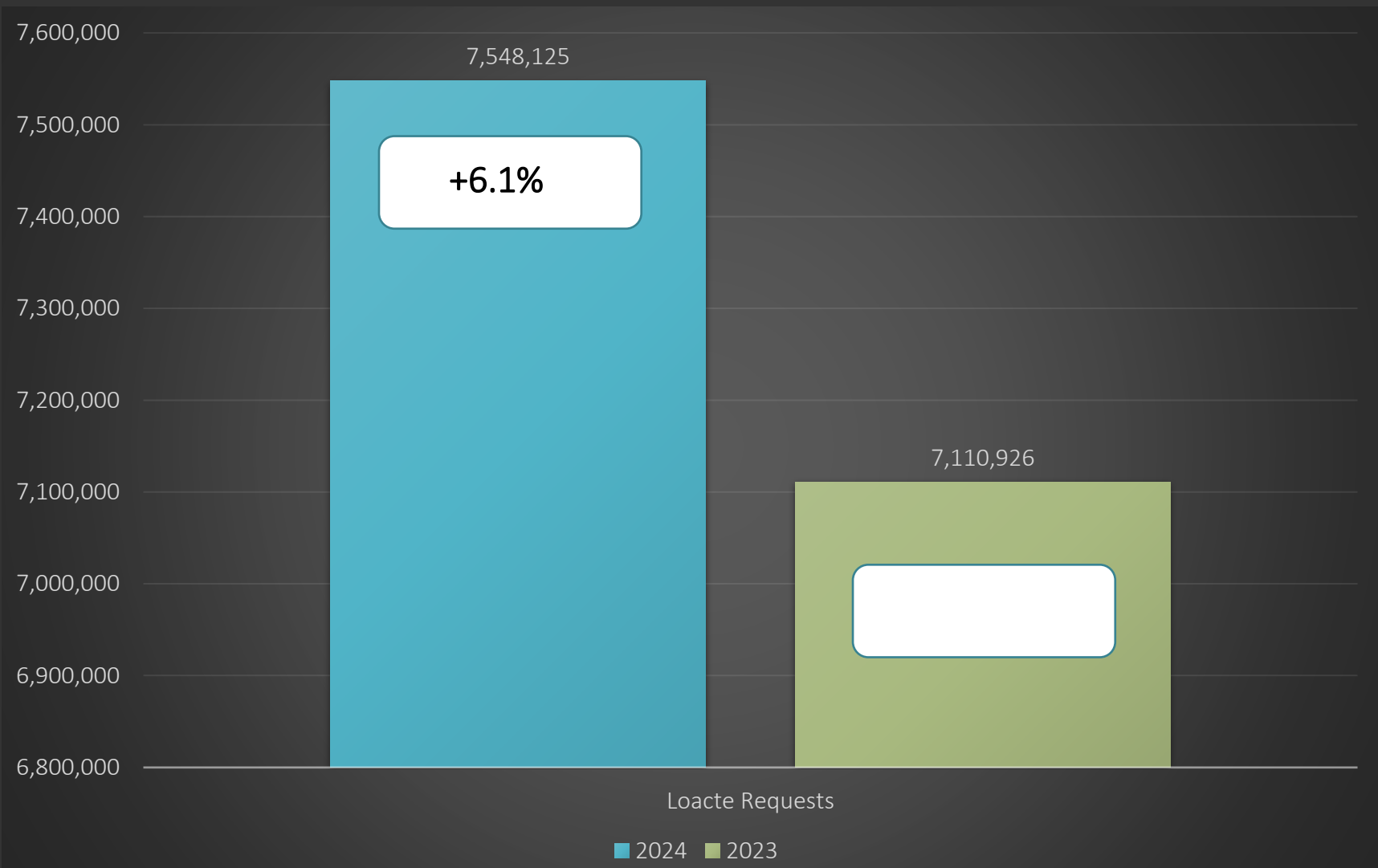




Transmissions for NC - June 24 vs 23



Transmissions for NC - YTD 2024



■ 2024 ■ 2023

Transmissions MTD 2024- 1,214,175 / 2023 - 1,182,631= (+1.1%)

Transmissions YTD 2024- 7,548,125/ 2023 - 7,110,926= (+6.1%)



COUNTY TICKET

2024 VS 2023

Dare	3 HR	CNCL	NEW	RXMT	UPDT	TOTAL Tickets
2023	57	7	934	14	278	1290
2024	57	11	1143	9	246	1466
+/- Var	0.0%	57.1%	22.4%	-35.7%	-11.5%	13.6%
		Avg Locates per Day				70

COUNTY TICKET

2024 VS 2023

Currituck	3 HR	CNCL	NEW	RXMT	UPDT	TOTAL Tickets
2023	97	4	675	38	211	1025
2024	34	5	632	23	80	774
+/- Var	-64.9%	25.0%	-6.4%	-39.5%	-62.1%	-24.5%
		Avg Locates per Day				37

COUNTY TICKET

YTD VS PREVIOUS YEAR

Dare	3 HR	CNCL	NEW	RXMT	UPDT	TOTAL Tickets
2023	292	37	5117	109	2234	7789
2024	1116	194	7490	389	2900	12089
+/- Var	282.2%	424.3%	46.4%	256.9%	29.8%	55.2%
		Avg Locates per Day				97

COUNTY TICKET

YTD VS PREVIOUS YEAR

Currituck	3 HR	CNCL	NEW	RXMT	UPDT	TOTAL Tickets
2023	240	30	3677	134	642	4723
2024	372	28	3982	84	482	4948
+/- Var	55.0%	-6.7%	8.3%	-37.3%	-24.9%	4.8%
		Avg Locates per Day				40

COUNTY TICKET DISTRIBUTION - JUNE

County/Place	06 June
DARE	1466
AVON	15
BAYBERRY BLUFFS	1
BUXTON	22
CAFFYS INLET HAMLET	1
COLINGTON	9
DUCK	119
EAST LAKE	7
FRISCO	21
HATTERAS	16
KILL DEVIL HILLS	349
KITTY HAWK	247
MANNS HARBOR	6
MANTEO	256

MARTINS POINT	1
NAGS HEAD	151
PORT TRINITIE	1
RODANTHE	8
SALVO	8
SOUTHERN SHORES	147
STUMPY POINT	3
WANCHESE	73
WAVES	5

COUNTY TICKET DISTRIBUTION - JUNE

County/Place	06 June
CURRITUCK	774
AYDLETT	13
BARCO	14
COINJOCK	15
COROLLA	123
CURRITUCK	16
GRANDY	22
HARBINGER	14
JARVISBURG	16
KNOTTS ISLAND	9
MAPLE	3
MOYOCK	481
POINT HARBOR	19
POPLAR BRANCH	5
POWELLS POINT	8
SHAWBORO	13
WATERLILY	3

DAMAGES

DIRT Damage Information
Reporting Tool



June Damages

ALAMANCE	14
ALEXANDER	4
ALLEGHANY	0
ANSON	1
ASHE	0
AVERY	0
BEAUFORT	3
BERTIE	2
BLADEN	1
BRUNSWICK	10
BUNCOMBE	26
BURKE	4
CABARRUS	19
CALDWELL	5
CAMDEN	0
CARTERET	7
CASWELL	0
CATAWBA	30
CHATHAM	12
CHEROKEE	2
CHOWAN	1
CLAY	2
CLEVELAND	14
COLUMBUS	7
CRAVEN	5
CUMBERLAND	49
CURRITUCK	9
DARE	5
DAVIDSON	18
DAVIE	7
DUPLIN	5
DURHAM	61

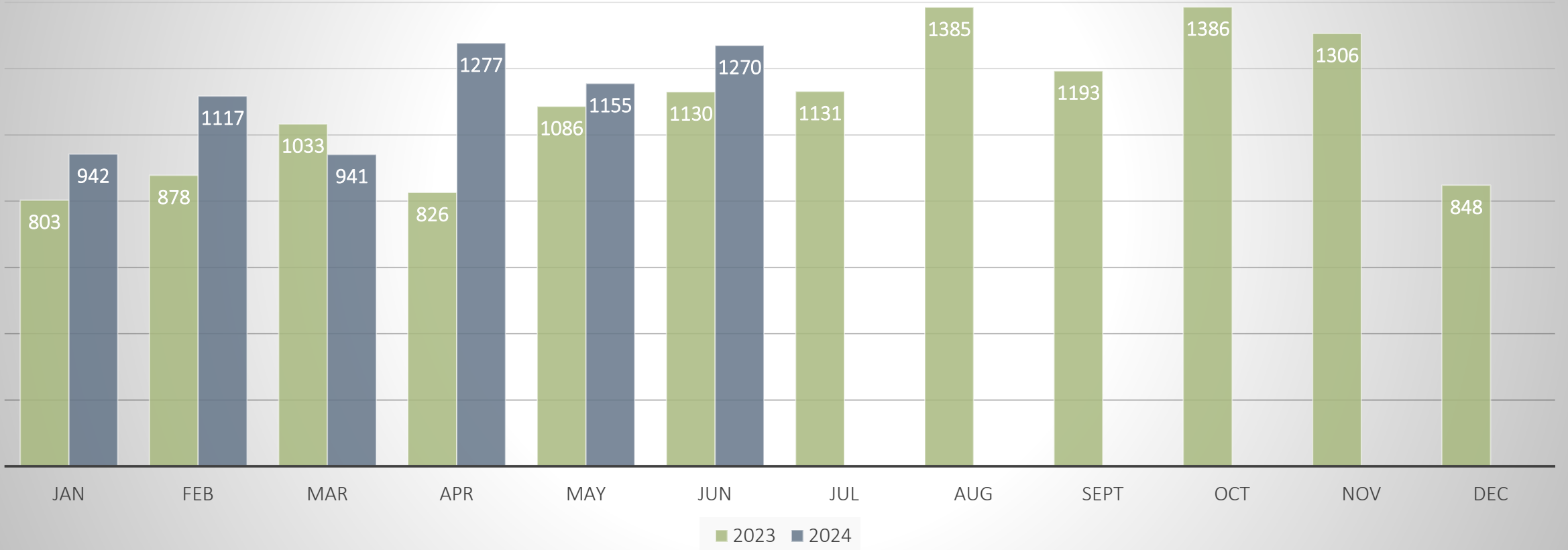
EDGECOMBE	1
FORSYTH	29
FRANKLIN	5
GASTON	33
GATES	0
GRAHAM	0
GRANVILLE	1
GREENE	0
GUILFORD	30
HALIFAX	1
HARNETT	32
HAYWOOD	1
HENDERSON	4
HERTFORD	1
HOKE	7
HYDE	1
IREDELL	31
JACKSON	3
JOHNSTON	37
JONES	4
LEE	11
LENOIR	9
LINCOLN	10
MACON	1
MADISON	0
MARTIN	0
MCDOWELL	1
MECKLENBURG	234
MITCHELL	0
MONTGOMERY	4
MOORE	17
NASH	34

NEW HANOVER	28
NORTHAMPTON	0
ONslow	25
ORANGE	25
PAMLICO	5
PASQUOTANK	1
PENDER	7
PERQUIMANS	0
PERSON	1
PITT	3
POLK	4
RANDOLPH	15
RICHMOND	1
ROBESON	4
ROCKINGHAM	11
ROWAN	15
RUTHERFORD	2
SAMPSON	2
SCOTLAND	0
STANLY	2
STOKES	0
SURRY	1
SWAIN	0
TRANSYLVANIA	1
TYRRELL	0
UNION	33
VANCE	0
WAKE	208
WARREN	0
WASHINGTON	0
WATAUGA	1

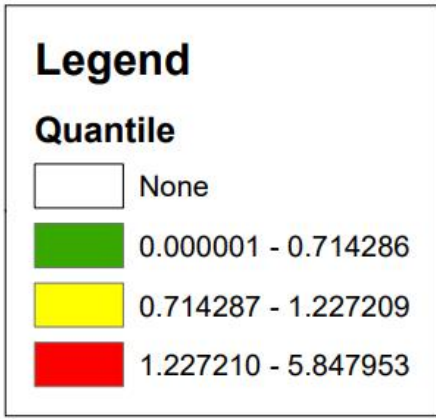
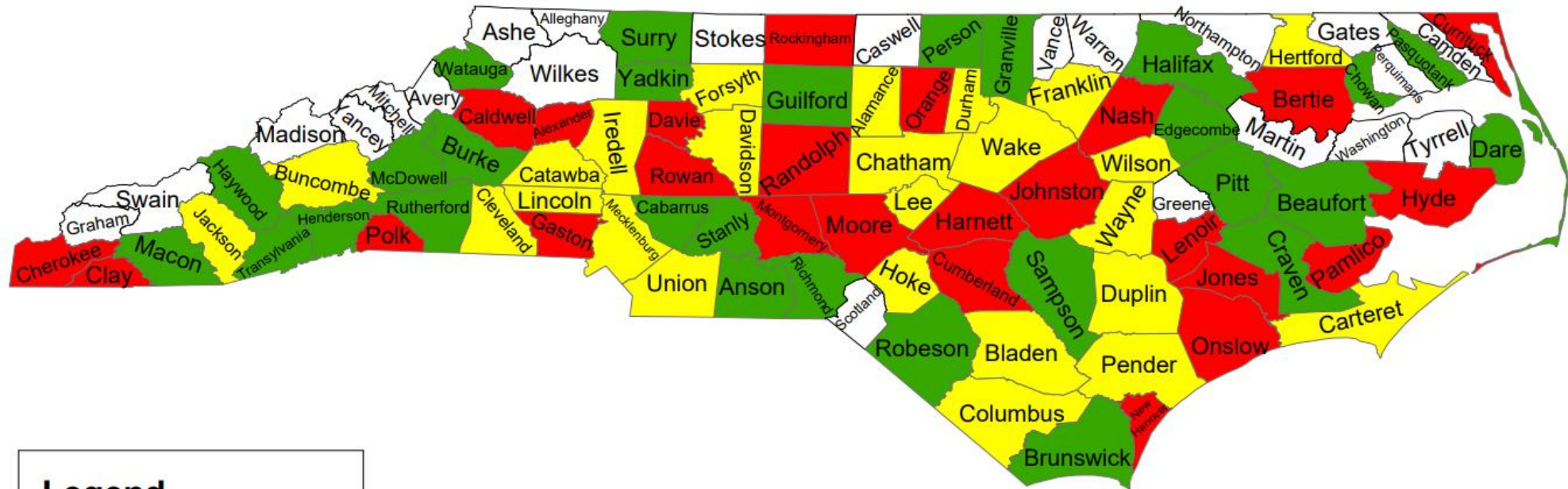
Grand Total: 1270

WAYNE	6
WILKES	0
WILSON	2
YADKIN	2
YANCEY	0

Damages in North Carolina 2024 vs 2023



Damages Per 1,000 Transmissions



Top 10 Callers for – Dare

Rank	Name	Totals
1	J PITTMAN UNDERGROUND, INC	175
2	MUDD INVESTMENTS	123
3	IGM CAROLINAS, LLC	109
4	LAMBERTS	86
5	HYPER NETWORKS, LLC	68
6	G&L UNDERGROUND INC	48
7	MASTEC	42
8	HYPER NETWORKS LLC	42
9	HATCHELL CONCRETE INC	41
10	MASTERS UTILITIES	38

Top 10 Callers for – Currituck

Rank	Name	Totals
1	BORE UNDERGROUND SOLUTIONS	124
2	W AND W UNDERGROUND	45
3	FULL CIRCLE CONCEPTS	43
4	MASTEC	39
5	DIVERSIFIED TECHNOLOGY	36
6	ADVANCE TECH SOLUTION	27
7	ADVANCED TECH SOLUTION	22
8	PARKER STOCKSTILL CONSTRUCTION, INC	20
9	ACTS	20
10	ATLANTIC FOUNDATIONS, INC	20

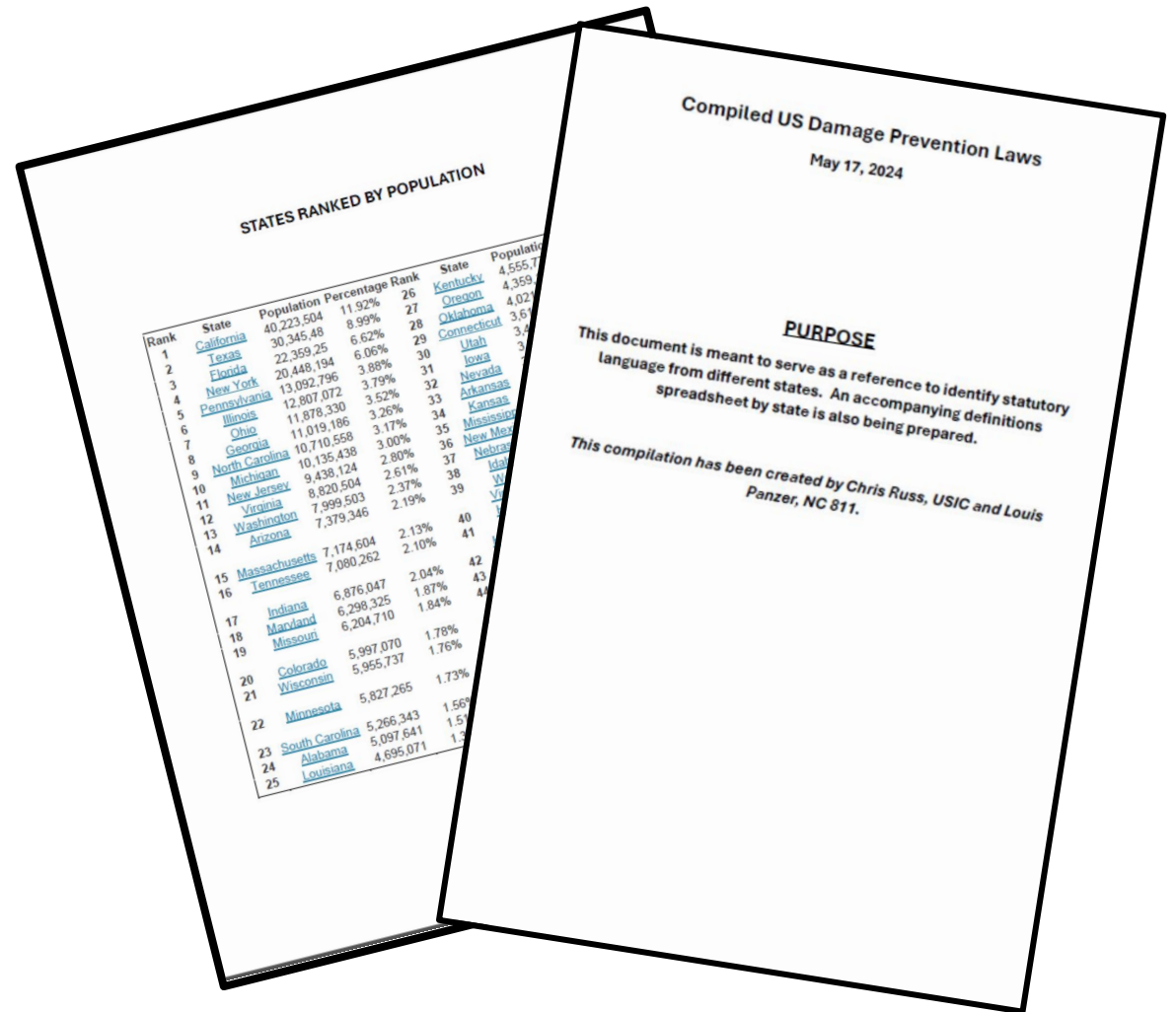
- Task Team Formed
- Senator Sponsors (Lazzara, Rep. Arp)
- Three Meetings Occurred
- Shared Compilation of All State Laws (990 pages worth)
- Redlined Document Shared With Task Team
- Goal is completed language for 2025

STATES RANKED BY POPULATION

Rank	State	Population	Percentage	Rank	State	Population	Percentage
1	California	40,223,504	11.92%	26	Kentucky	4,555,777	1.35%
2	Texas	30,345,48	8.99%	27	Oregon	4,359,110	1.29%
3	Florida	22,359,25	6.62%	28	Oklahoma	4,021,753	1.19%
4	New York	20,448,194	6.06%	29	Connecticut	3,615,499	1.07%
5	Pennsylvania	13,092,796	3.88%	30	Utah	3,423,935	1.01%
6	Illinois	12,807,072	3.79%	31	Iowa	3,233,572	0.96%
7	Ohio	11,878,330	3.52%	32	Nevada	3,225,832	0.96%
8	Georgia	11,019,186	3.26%	33	Arkansas	3,040,207	0.90%
9	North Carolina	10,710,558	3.17%	34	Kansas	2,963,308	0.88%
10	Michigan	10,135,438	3.00%	35	Mississippi	2,959,473	0.88%
11	New Jersey	9,438,124	2.80%	36	New Mexico	2,135,024	0.63%
12	Virginia	8,820,504	2.61%	37	Nebraska	2,002,052	0.59%
13	Washington	7,999,503	2.37%	38	Idaho	1,920,562	0.57%
14	Arizona	7,379,346	2.19%	39	West Virginia	1,775,932	0.53%
15	Massachusetts	7,174,604	2.13%	40	Hawaii	1,483,762	0.44%
16	Tennessee	7,080,262	2.10%	41	New Hampshire	1,395,847	0.41%
17	Indiana	6,876,047	2.04%	42	Maine	1,372,559	0.41%
18	Maryland	6,298,325	1.87%	43	Montana	1,112,668	0.33%
19	Missouri	6,204,710	1.84%	44	Rhode Island	1,110,822	0.33%
20	Colorado	5,997,070	1.78%	45	Delaware	1,017,551	0.30%
21	Wisconsin	5,955,737	1.76%	46	South Dakota	908,414	0.27%
22	Minnesota	5,827,265	1.73%	47	North Dakota	811,044	0.24%
23	South Carolina	5,266,343	1.56%	48	Alaska	740,339	0.22%
24	Alabama	5,097,641	1.51%	49	Vermont	647,156	0.19%
25	Louisiana	4,695,071	1.39%	50	Wyoming	583,279	0.17%



- Tolerance Zone (24-18 inches)
- Mandatory White Lining
- Ticket Life (15-30 working days)
- Hinging the locate time to the work date
- Clarifying ticket size
- Mark Maintenance
- Enforcement items



NOTE: 5.78% of US population in NC and VA.
Reach out if you would like a copy of compiled laws document.

Represented Groups:

Sen. Michael Lazzara Michael.Lazzara@ncleg.gov

NC 811: Louis Panzer, louis@nc811.org

Locators: Christopher Russ ChristopherRuss@usicllc.com

Surveyors: Sherri Barron SBarron@ncsurveyors.com

Municipalities: Allen Turnage aturnage@townofclaytonnc.org

Gas Transmission: API, David McGowan 919-412-4200, mcgowand@api.org

Gas Distribution: Collins, Jim Jim.Collins@duke-energy.com

Electric: BARE, DANIEL DANIEL.BARE@duke-energy.com

Telecommunications: Hardin, Sarah A Sarah.Hardin@windstream.com

NCDOT: Garry, Keith T ktgarry@ncdot.gov

AGC: Bill Stricker BStricker@CarolinasAGC.org

NUCA: Justus Everett j53everett@abeutilities.com

NCRWA: Heather Summers heathersomers@ncrwa.org

NCEMC/UGDPRB: Jake Poplin jakej@ccemc.com



Promote Safety at your next meeting with NC811's Tailgate Safety Talk Papers!

Enhance your safety meetings with our newly released Tailgate Safety Talk papers, now available for download from [NC811.org](https://www.nc811.org)! Located under the Education Resource section, these comprehensive papers cover 26 crucial safety topics designed to keep your team informed and protected.





NC 811.ORG EDUCATION TEAM



Parrish Reddick
Piedmont Liaison



Steven Moore
Media Relations Specialist



Ann Rushing
Education Manager



Tami Groves
Southeast Liaison



Howard Corey
Eastern Liaison



Tyler Ross
Western Liaison



Follow NCUCC on Facebook. There we will post meeting info, schedules, photos and videos and joint conference updates.

facebook.com/ncucc1

THANK YOU

A copy of this presentation is available at www.ncucc.org

If this meeting was virtual or hybrid, a video is available on ncucc.org. Go to County UCC's.

The video will be listed under the month and year the meeting took place.