



NC811



MONTHLY UPDATE



JULY 2024



“WAKE UCC”



PRESENTED BY
“ANN RUSHING”



UPCOMING MEETINGS

- **NC State UCC Meeting**
Tuesday, July 9 from 10 to 12
Charlotte Water, 4100 W Tyvola Rd, Charlotte
- **Underground Damage Prevention Review Board**
Wednesday, July 10 from 10 to 4
NC811 Events Center, Greensboro
<https://udprb.nc.gov/Reporting-a-Violation>
- **Locate Resolution Partnership Committee**
Wednesday, July 17 from 11 to 1
NC811 Events Center, Greensboro
<https://ncucc.org/locate-resolution-partnership-committee/>



UPCOMING MEETINGS

- **NC811 Board Meeting**
Friday, July 19 from 8 to 12
Crowne Plaza Resort, 1 Resort Dr, Asheville



UPCOMING MEETINGS

- **AUGUST 8th**
Washington Nationals Game
1500 S Capitol St SE, Washington, DC
- **AUGUST 11th**
Greensboro Grasshoppers Game for 8-11 Day!
1pm to 5pm
408 Bellemeade St, Greensboro, NC



CALENDAR

NC811 & NCUCC event
calendars can be found
on nc811.org or the nc811
app



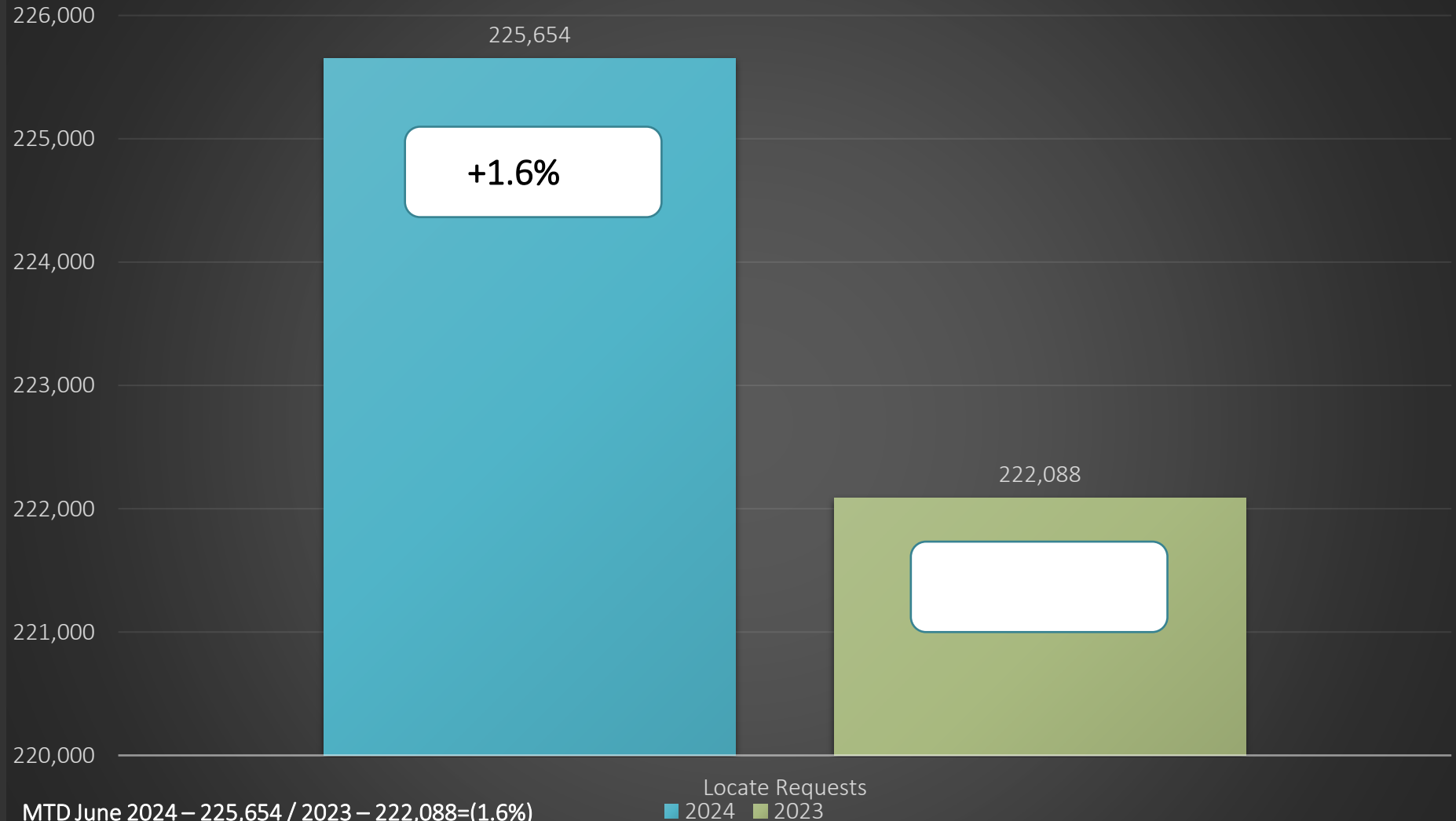


DATA INSIGHTS

Locate Request,
Transmissions,
County ticket volume
and distribution



Locate Requests for NC - June 2024 vs 2023



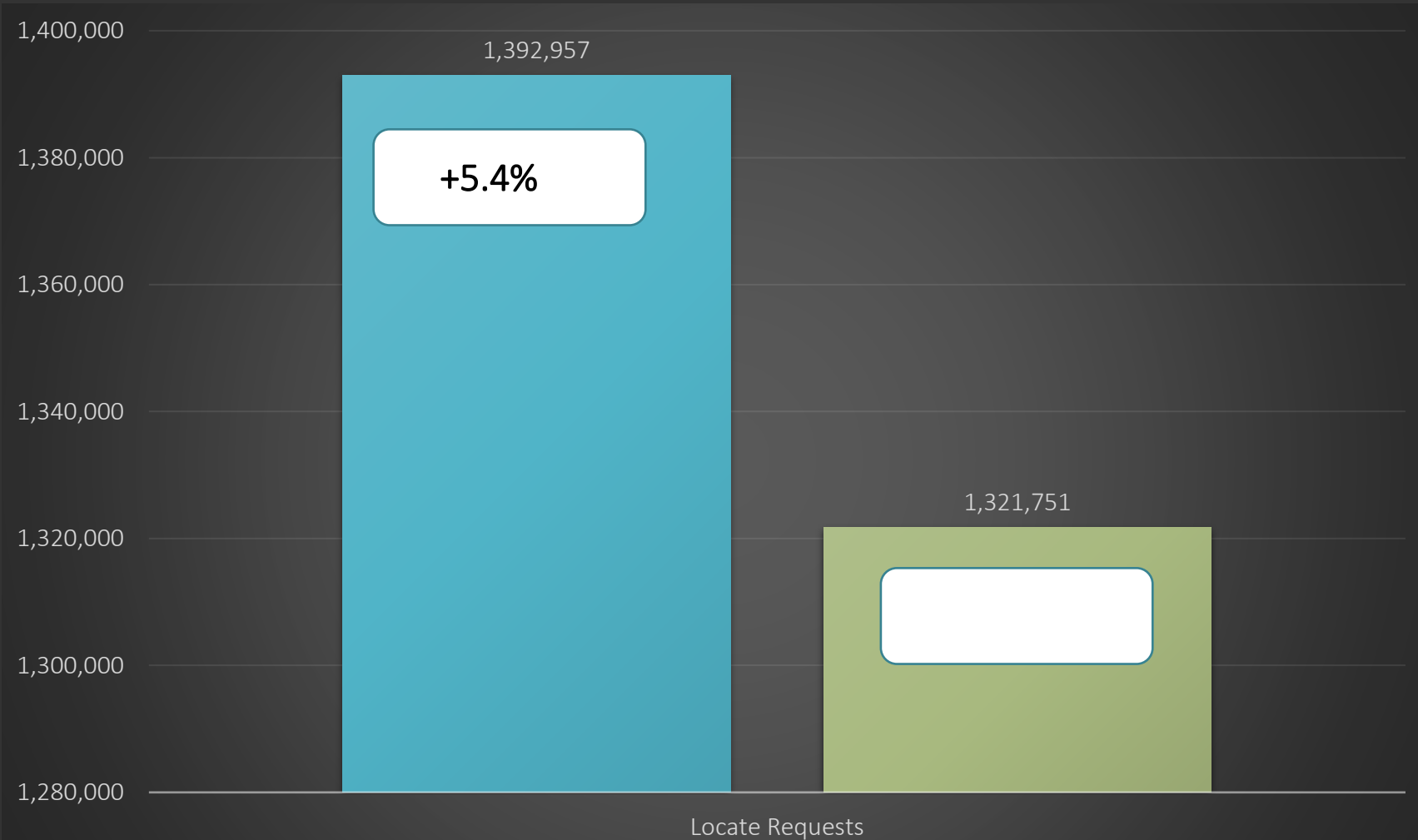
MTD June 2024 – 225,654 / 2023 – 222,088 = (1.6%)

YTD 2024 – 1,392,957 / 2023 – 1,321,751 = +5.4 %

Updates for June 2024 – (70,564) = 31.3% of volume / May 2024 = 35.1% (3.8% Decrease from the month before)

Locate Requests
■ 2024 ■ 2023

Locate Requests for NC - YTD



MTD June 2024 – 225,654 / 2023 – 222,088=(1.9%)

YTD 2024 – 1,392,957/ 2023 – 1,321,751 = +5.4 %

Updates for June 2024 – (70,564) = 31.3% of volume / May 2024 = 35.1% (3.8% Decrease from the month before)

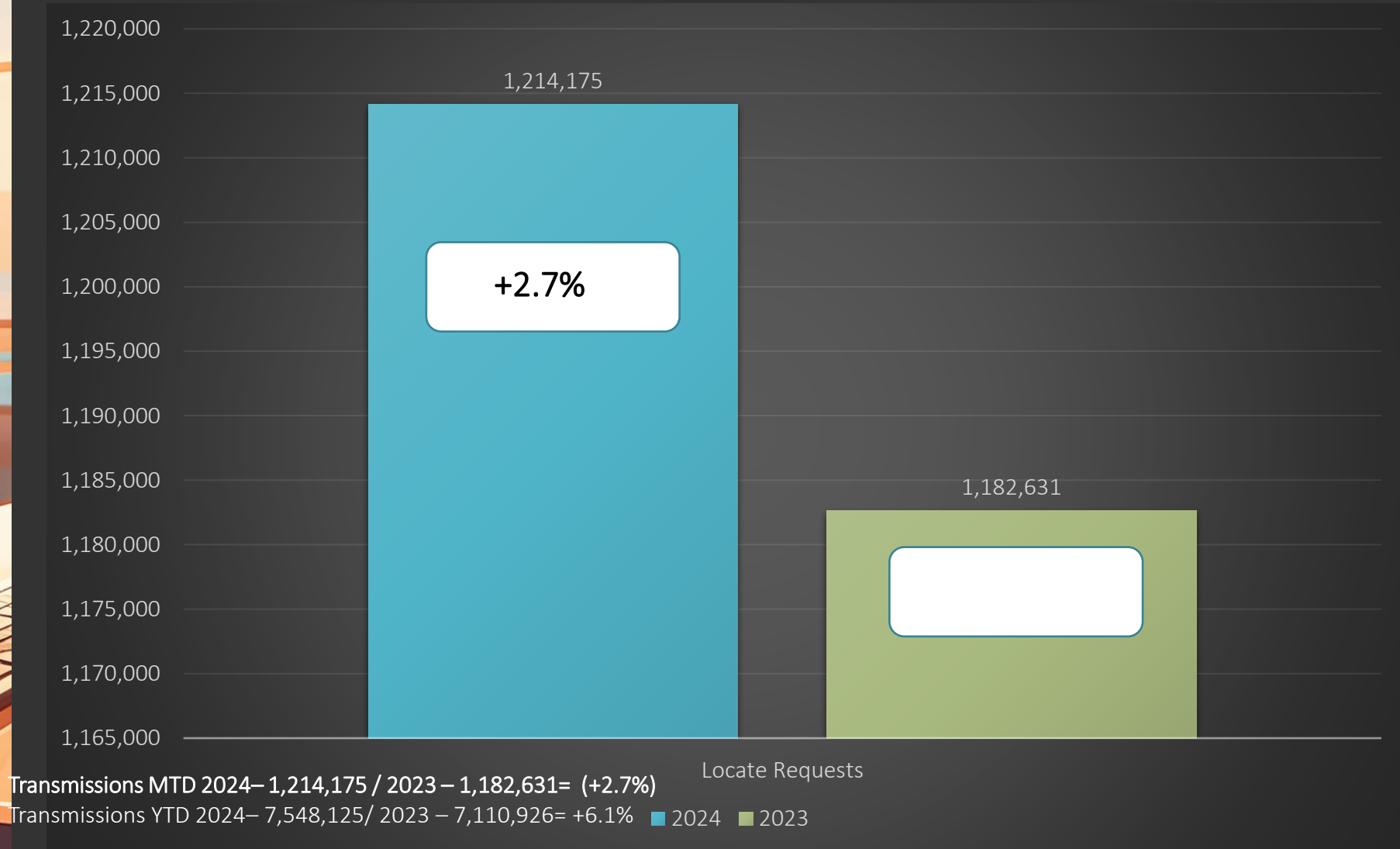
■ 2024 ■ 2023

Locate Requests

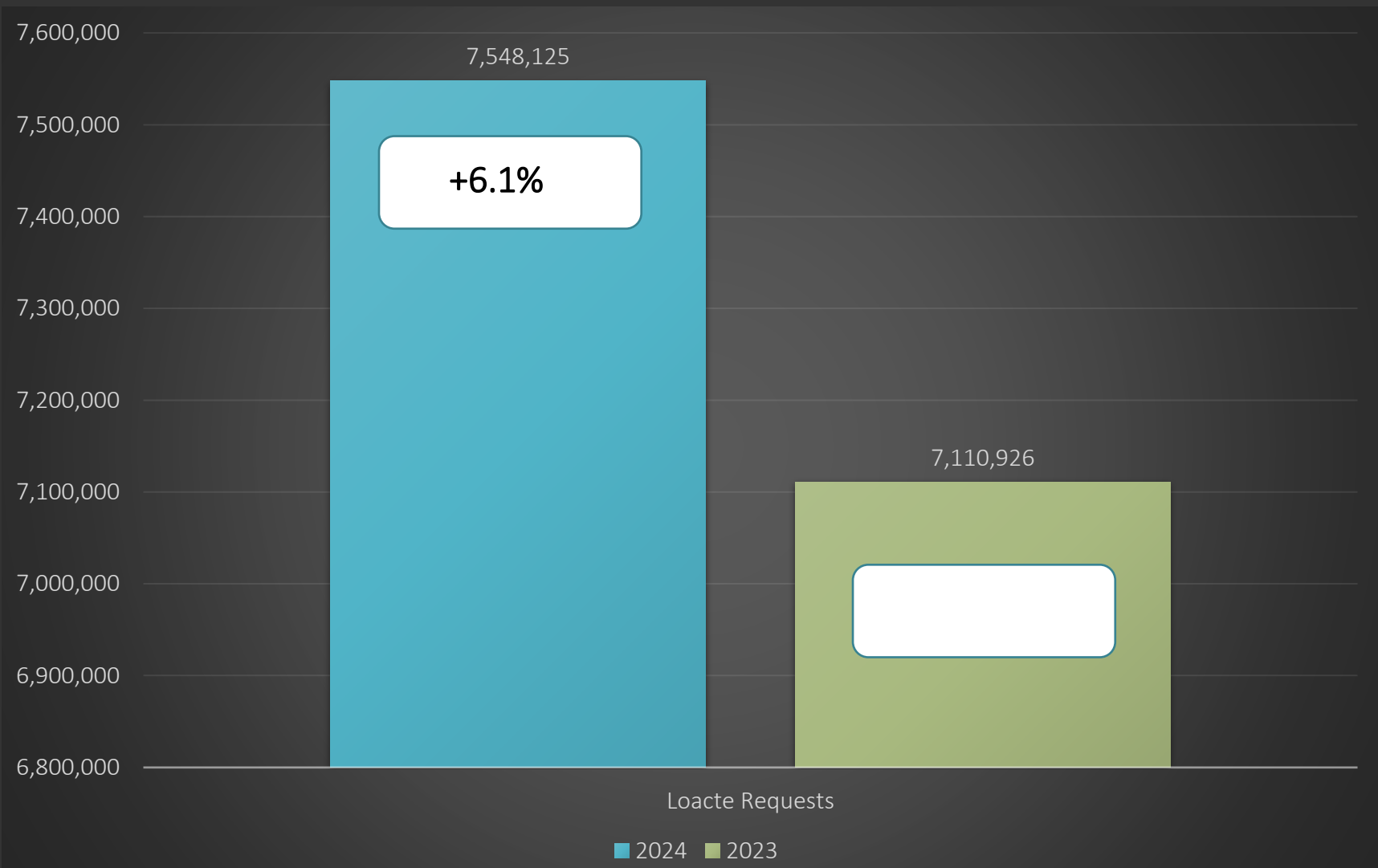




Transmissions for NC - June 24 vs 23



Transmissions for NC - YTD 2024



■ 2024 ■ 2023

Transmissions MTD 2024- 1,214,175 / 2023 - 1,182,631= (+1.1%)

Transmissions YTD 2024- 7,548,125/ 2023 - 7,110,926= (+6.1%)



COUNTY TICKET

2024 VS 2023

Wake	3 HR	CNCL	NEW	RXMT	UPDT	TOTAL Tickets
2023	1602	234	17070	538	9710	29154
2024	2090	172	16240	810	9097	28409
+/- Var	30.5%	-26.5%	-4.9%	50.6%	-6.3%	-2.6%
			Avg Locates per Day			1353

COUNTY TICKET

YTD VS PREVIOUS

Wake	3 HR	CNCL	NEW	RXMT	UPDT	TOTAL Tickets
2023	9470	1472	102266	2974	53994	170176
2024	13096	1193	97988	4595	54569	171441
+/- Var	38.3%	-19.0%	-4.2%	54.5%	1.1%	0.7%
			Avg Locates per Day			1372

COUNTY TICKET DISTRIBUTION - JUNE

WAKE	28409
ANGIER	165
APEX	3685
AUBURN	13
CARY	2320
CLAYTON	48
DURHAM	34
EAGLE ROCK	15
FUQUAY VARINA	1358
GARNER	1730
HOLLY SPRINGS	1091
KNIGHTDALE	1431
MORRISVILLE	776
NEW HILL	108
RALEIGH	10663
ROLESVILLE	828
WAKE FOREST	1895
WENDELL	1301
WILLOW SPRINGS	105
ZEBULON	811

Top 10 Callers for - Wake

Rank	Name	Totals
1	INFRASTRUCTURE TECHNOLOGY SERVICES	2949
2	PRINCE TELECOM	1854
3	AT&T UTILITY OPERATIONS	1736
4	PIKE ELECTRIC	1058
5	RG COMMUNICATIONS, INC	903
6	MASTEC	868
7	R H UNDERGROUND, LLC	729
8	ANSCO & ASSOCIATES LLC	581
9	ALL SIGNAL SOLUTION, INC	551
10	ADVANCED BORING	425

Top 10 Callers for - State

1	AT&T UTILITY OPERATIONS	6433
2	PIEDMONT UTILITY GROUP, LLC	4188
3	INFRASTRUCTURE TECHNOLOGY SERVICES	3804
4	RG COMMUNICATIONS, INC	3450
5	PRINCE TELECOM	3446
6	UTILITY LINES CONSTRUCTION SERVICES, INC	3165
7	SOUTHEAST CONNECTIONS, LLC	2702
8	KNIGHT BROADBAND, LLC	2534
9	NATIONAL ONDEMAND	2446
10	R H UNDERGROUND, LLC	2415

DAMAGES

DIRT Damage Information
Reporting Tool



June Damages

ALAMANCE	14
ALEXANDER	4
ALLEGHANY	0
ANSON	1
ASHE	0
AVERY	0
BEAUFORT	3
BERTIE	2
BLADEN	1
BRUNSWICK	10
BUNCOMBE	26
BURKE	4
CABARRUS	19
CALDWELL	5
CAMDEN	0
CARTERET	7
CASWELL	0
CATAWBA	30
CHATHAM	12
CHEROKEE	2
CHOWAN	1
CLAY	2
CLEVELAND	14
COLUMBUS	7
CRAVEN	5
CUMBERLAND	49
CURRITUCK	9
DARE	5
DAVIDSON	18
DAVIE	7
DUPLIN	5
DURHAM	61

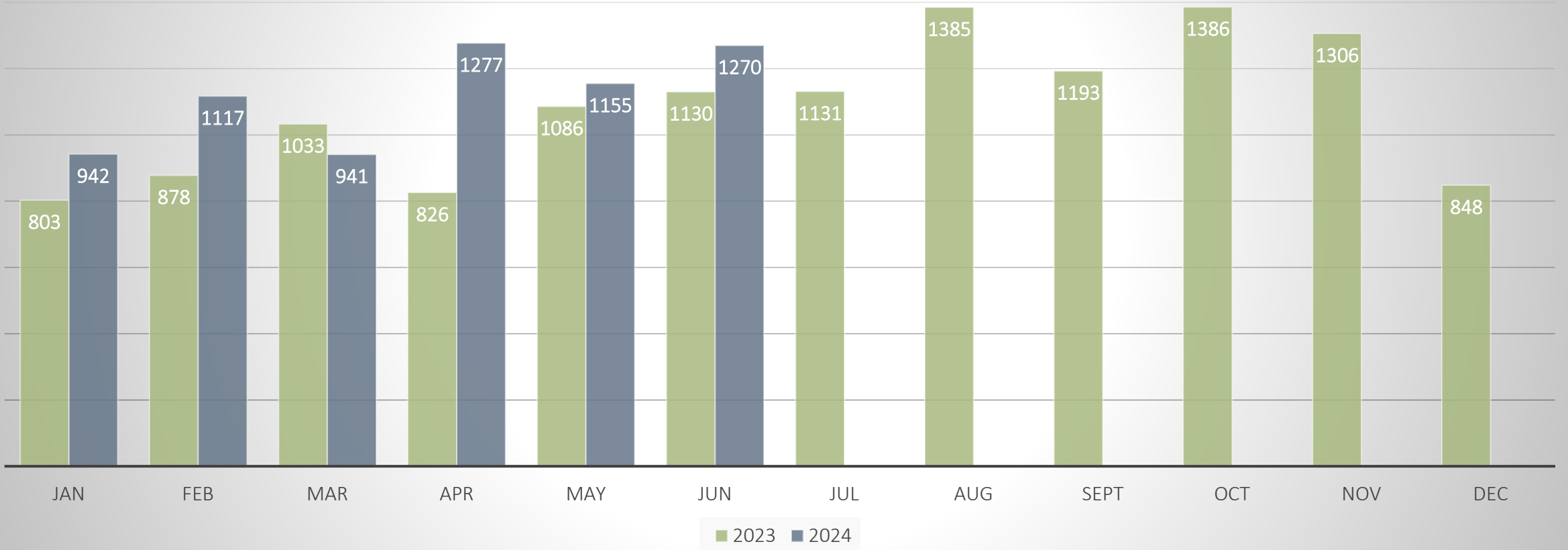
EDGECOMBE	1
FORSYTH	29
FRANKLIN	5
GASTON	33
GATES	0
GRAHAM	0
GRANVILLE	1
GREENE	0
GUILFORD	30
HALIFAX	1
HARNETT	32
HAYWOOD	1
HENDERSON	4
HERTFORD	1
HOKE	7
HYDE	1
IREDELL	31
JACKSON	3
JOHNSTON	37
JONES	4
LEE	11
LENOIR	9
LINCOLN	10
MACON	1
MADISON	0
MARTIN	0
MCDOWELL	1
MECKLENBURG	234
MITCHELL	0
MONTGOMERY	4
MOORE	17
NASH	2

NEW HANOVER	28
NORTHAMPTON	0
ONslow	25
ORANGE	25
PAMLICO	5
PASQUOTANK	1
PENDER	7
PERQUIMANS	0
PERSON	1
PITT	3
POLK	4
RANDOLPH	15
RICHMOND	1
ROBESON	4
ROCKINGHAM	11
ROWAN	15
RUTHERFORD	2
SAMPSON	2
SCOTLAND	0
STANLY	2
STOKES	0
SURRY	1
SWAIN	0
TRANSYLVANIA	1
TYRRELL	0
UNION	33
VANCE	0
WAKE	208
WARREN	0
WASHINGTON	0
WATAUGA	1

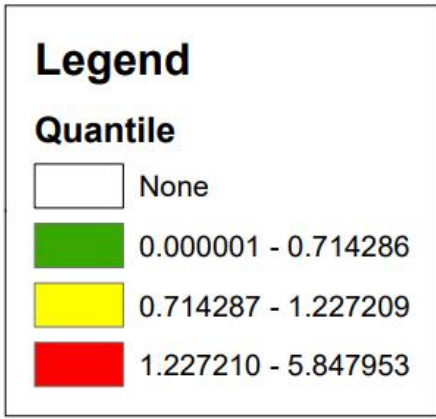
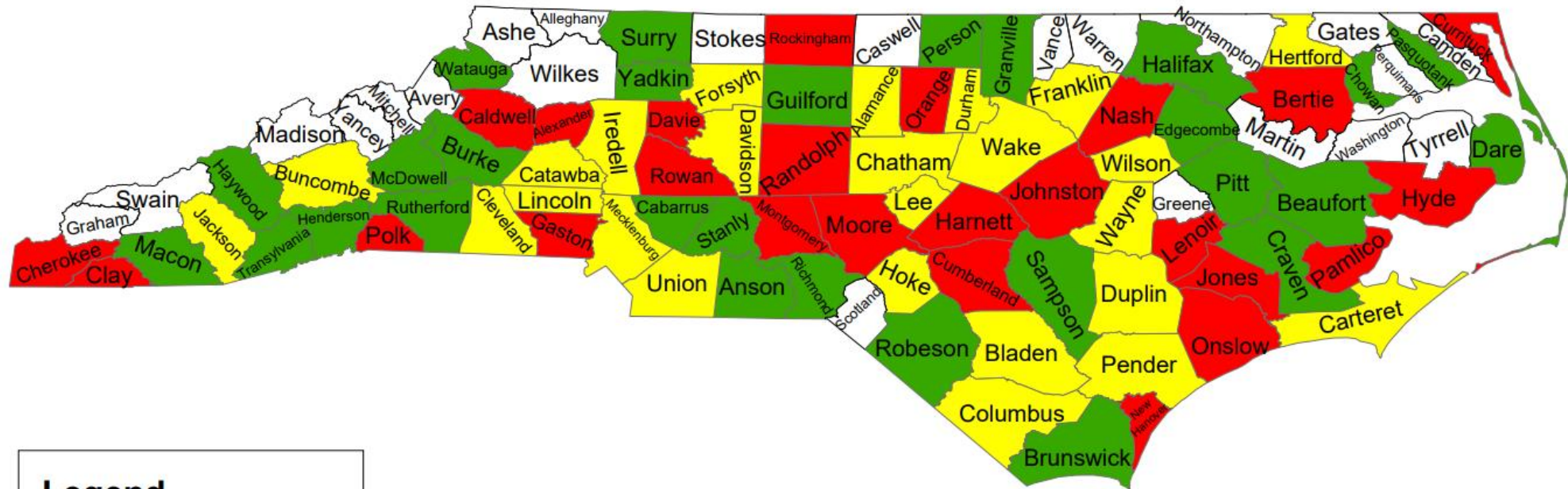
Grand Total: 1270

WAYNE	6
WILKES	0
WILSON	2
YADKIN	2
YANCEY	0

Damages in North Carolina 2024 vs 2023



Damages Per 1,000 Transmissions



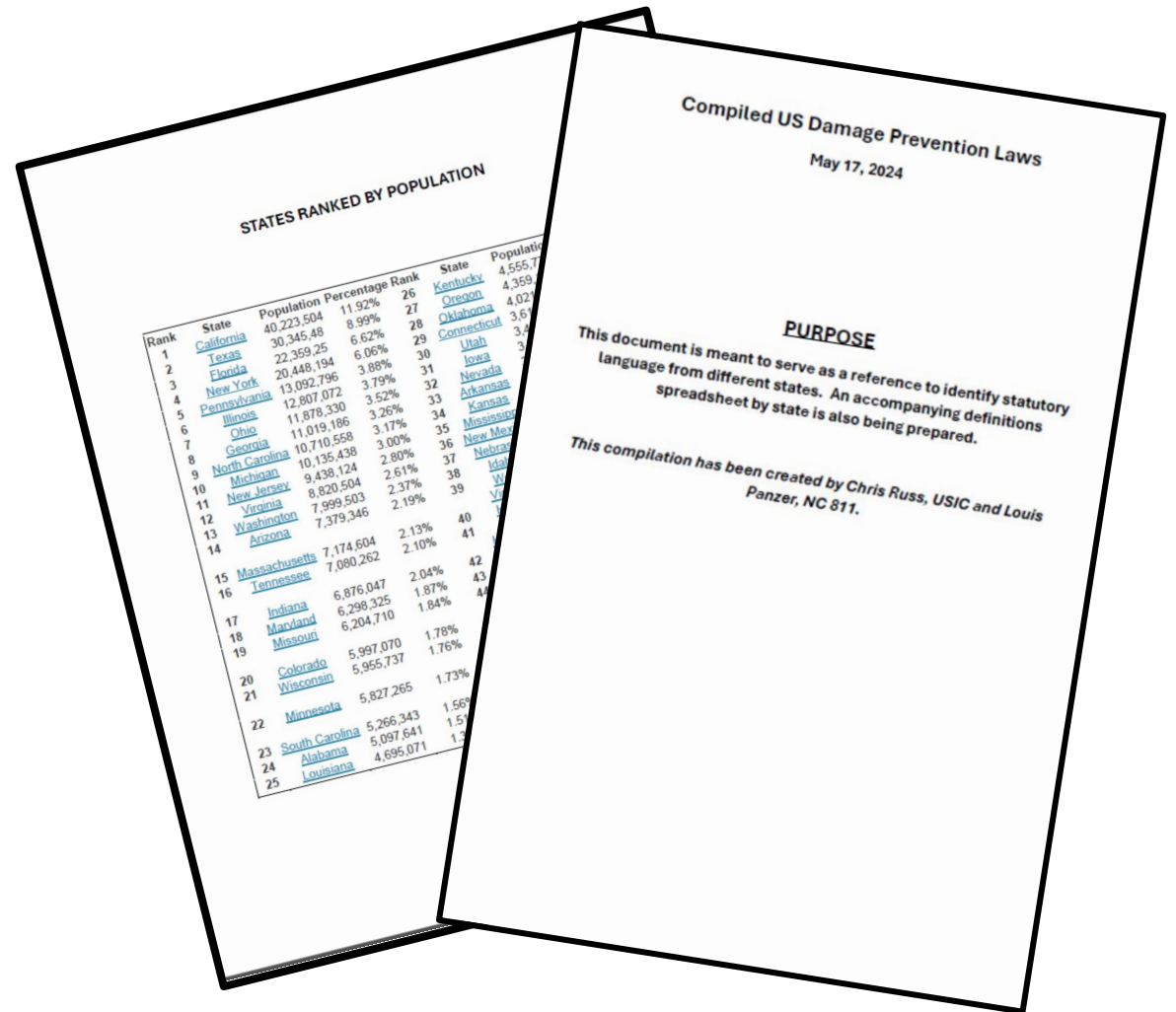
- Task Team Formed
- Senator Sponsors (Lazzara, Rep. Arp)
- Three Meetings Occurred
- Shared Compilation of All State Laws (990 pages worth)
- Redlined Document Shared With Task Team
- Goal is completed language for 2025

STATES RANKED BY POPULATION

Rank	State	Population	Percentage	Rank	State	Population	Percentage
1	California	40,223,504	11.92%	26	Kentucky	4,555,777	1.35%
2	Texas	30,345,48	8.99%	27	Oregon	4,359,110	1.29%
3	Florida	22,359,25	6.62%	28	Oklahoma	4,021,753	1.19%
4	New York	20,448,194	6.06%	29	Connecticut	3,615,499	1.07%
5	Pennsylvania	13,092,796	3.88%	30	Utah	3,423,935	1.01%
6	Illinois	12,807,072	3.79%	31	Iowa	3,233,572	0.96%
7	Ohio	11,878,330	3.52%	32	Nevada	3,225,832	0.96%
8	Georgia	11,019,186	3.26%	33	Arkansas	3,040,207	0.90%
9	North Carolina	10,710,558	3.17%	34	Kansas	2,963,308	0.88%
10	Michigan	10,135,438	3.00%	35	Mississippi	2,959,473	0.88%
11	New Jersey	9,438,124	2.80%	36	New Mexico	2,135,024	0.63%
12	Virginia	8,820,504	2.61%	37	Nebraska	2,002,052	0.59%
13	Washington	7,999,503	2.37%	38	Idaho	1,920,562	0.57%
14	Arizona	7,379,346	2.19%	39	West Virginia	1,775,932	0.53%
15	Massachusetts	7,174,604	2.13%	40	Hawaii	1,483,762	0.44%
16	Tennessee	7,080,262	2.10%	41	New Hampshire	1,395,847	0.41%
17	Indiana	6,876,047	2.04%	42	Maine	1,372,559	0.41%
18	Maryland	6,298,325	1.87%	43	Montana	1,112,668	0.33%
19	Missouri	6,204,710	1.84%	44	Rhode Island	1,110,822	0.33%
20	Colorado	5,997,070	1.78%	45	Delaware	1,017,551	0.30%
21	Wisconsin	5,955,737	1.76%	46	South Dakota	908,414	0.27%
22	Minnesota	5,827,265	1.73%	47	North Dakota	811,044	0.24%
23	South Carolina	5,266,343	1.56%	48	Alaska	740,339	0.22%
24	Alabama	5,097,641	1.51%	49	Vermont	647,156	0.19%
25	Louisiana	4,695,071	1.39%	50	Wyoming	583,279	0.17%



- Tolerance Zone (24-18 inches)
- Mandatory White Lining
- Ticket Life (15-30 working days)
- Hinging the locate time to the work date
- Clarifying ticket size
- Mark Maintenance
- Enforcement items



NOTE: 5.78% of US population in NC and VA.
Reach out if you would like a copy of compiled laws document.

Represented Groups:

Sen. Michael Lazzara Michael.Lazzara@ncleg.gov

NC 811: Louis Panzer, louis@nc811.org

Locators: Christopher Russ ChristopherRuss@usicllc.com

Surveyors: Sherri Barron SBarron@ncsurveyors.com

Municipalities: Allen Turnage aturnage@townofclaytonnc.org

Gas Transmission: API, David McGowan 919-412-4200, mcgowand@api.org

Gas Distribution: Collins, Jim Jim.Collins@duke-energy.com

Electric: BARE, DANIEL DANIEL.BARE@duke-energy.com

Telecommunications: Hardin, Sarah A Sarah.Hardin@windstream.com

NCDOT: Garry, Keith T ktgarry@ncdot.gov

AGC: Bill Stricker BStricker@CarolinasAGC.org

NUCA: Justus Everett j53everett@abeutilities.com

NCRWA: Heather Summers heathersomers@ncrwa.org

NCEMC/UGDPRB: Jake Poplin jakej@ccemc.com



Promote Safety at your next meeting with NC811's Tailgate Safety Talk Papers!

Enhance your safety meetings with our newly released Tailgate Safety Talk papers, now available for download from [NC811.org](https://www.nc811.org)! Located under the Education Resource section, these comprehensive papers cover 26 crucial safety topics designed to keep your team informed and protected.





NC 811.ORG EDUCATION TEAM



Parrish Reddick
Piedmont Liaison



Steven Moore
Media Relations Specialist



Ann Rushing
Education Manager



Tami Groves
Southeast Liaison



Howard Corey
Eastern Liaison



Tyler Ross
Western Liaison



Follow NCUCC on Facebook. There we will post meeting info, schedules, photos and videos and joint conference updates.

facebook.com/ncucc1

THANK YOU

A copy of this presentation is available at www.ncucc.org

If this meeting was virtual or hybrid, a video is available on ncucc.org. Go to County UCC's.

The video will be listed under the month and year the meeting took place.

Name	Company	Email	Phone Number
Ann Rushing	NC811	annrushing@nc811.org	336-944-5518
Carl Bennett	ITS	cbennett@ITS-NC.com	919-819-9755
Dave Holder	City of Raleigh Transportation	david.holder@raleighnc.gov	919-996-5765
ERIC LYNN	Byers Engineering	eric.lynn@byers.com	252-808-5701
Leilani Paugh	NC DOT	lpaugh@ncdot.gov	919 707 6146
Brigitte Rivers	DENC	brigitte.rivers@dominionenergy.com	919-501-2472
Sherry Clay	DENC	sherry.clay@dominionenergy.com	919-501-2470
Brittany Willis	DENC	Brittany.willis@Dominionenergy.com	919-501-2460
Bonnie Young	DENC	bonnie.young@dominionenergy.com	252-432-1696
Tiffany Elie	DENC	tiffany.elie@dominionenergy.com	919-836-2439
Marc Worth	DENC	marc.worth@dominionenergy.com	828-230-2134
Scotty Jordan	DENC	Scotty.Jordan@DominionEnergy	919-819-9912
DAVID ALBERT	CEO	DAVID.TALBERT@COLLIERS EN. COM	704 699-2838
Robert Memory	CEO	robert.r.memory@collierseng.com	919-805-1095
Michael Falk	Raleigh Water Society	michael.falk@raleighnc.gov	984-301-3258
Anthony Mitchell	USIC	anthony.mitchell@usicllc.com	984-514-8079
Lisa Alfaro	CEO	lisa.alfaro@collierseng.	732-319-7746
Jaime Flores	Cardinal Civil	JFlores@CardinalCivil.com	984-328-9065
Trevor Green	Dominion Energy	trevor.green@Dominionenergy.com	919-819-1244
Tommy Smith	Dominion	Thomas.Smith@dominenergy.com	919 819 0629
Jay Hawseluk	Raleigh Water	Jay.Hawseluk@Raleighnc.gov	919-218-2600
Sandra Johnson	Dominion Energy	Sandra.Johnson@DominionEnergy.com	919-836-2421
Jackie Proctor	Dominion Energy		
Fred Hawley	Town of Cary	Frederick.Hawley@carync.gov	919-223-0718
Don Proctor	Dominion Energy	don.proctor@dominionenergy.com	919-819-9983
Diana Dreadmore	City of Raleigh	diana.dreadmore@raleighnc.gov	919-996-4096
Charley Lovelace	City of Raleigh		
Tami Groves	NC811	tami@nc811.org	336-601-8644

online