



NC811  
MONTHLY UPDATE  
JULY 2024

DAVIDSON  
UCC



# UPCOMING MEETINGS

- **NC State UCC Meeting**  
Tuesday, July 9 from 10 to 12  
Charlotte Water, 4100 W Tyvola Rd, Charlotte
- **Underground Damage Prevention Review Board**  
Wednesday, July 10 from 10 to 4  
NC811 Events Center, Greensboro  
<https://udprb.nc.gov/Reporting-a-Violation>
- **Locate Resolution Partnership Committee**  
Wednesday, July 17 from 11 to 1  
NC811 Events Center, Greensboro  
<https://ncucc.org/locate-resolution-partnership-committee/>





# UPCOMING MEETINGS

- **NC811 Board Meeting**  
Friday, July 19 from 8 to 12  
Crowne Plaza Resort, 1 Resort Dr, Asheville





# UPCOMING MEETINGS

- **AUGUST 8<sup>th</sup>**  
Washington Nationals Game  
1500 S Capitol St SE, Washington, DC
- **AUGUST 11<sup>th</sup>**  
Greensboro Grasshoppers Game for 8-11 Day!  
1pm to 5pm  
408 Bellemeade St, Greensboro, NC





# CALENDAR

NC811 & NCUCC event  
calendars can be found  
on [nc811.org](http://nc811.org) or the nc811  
app







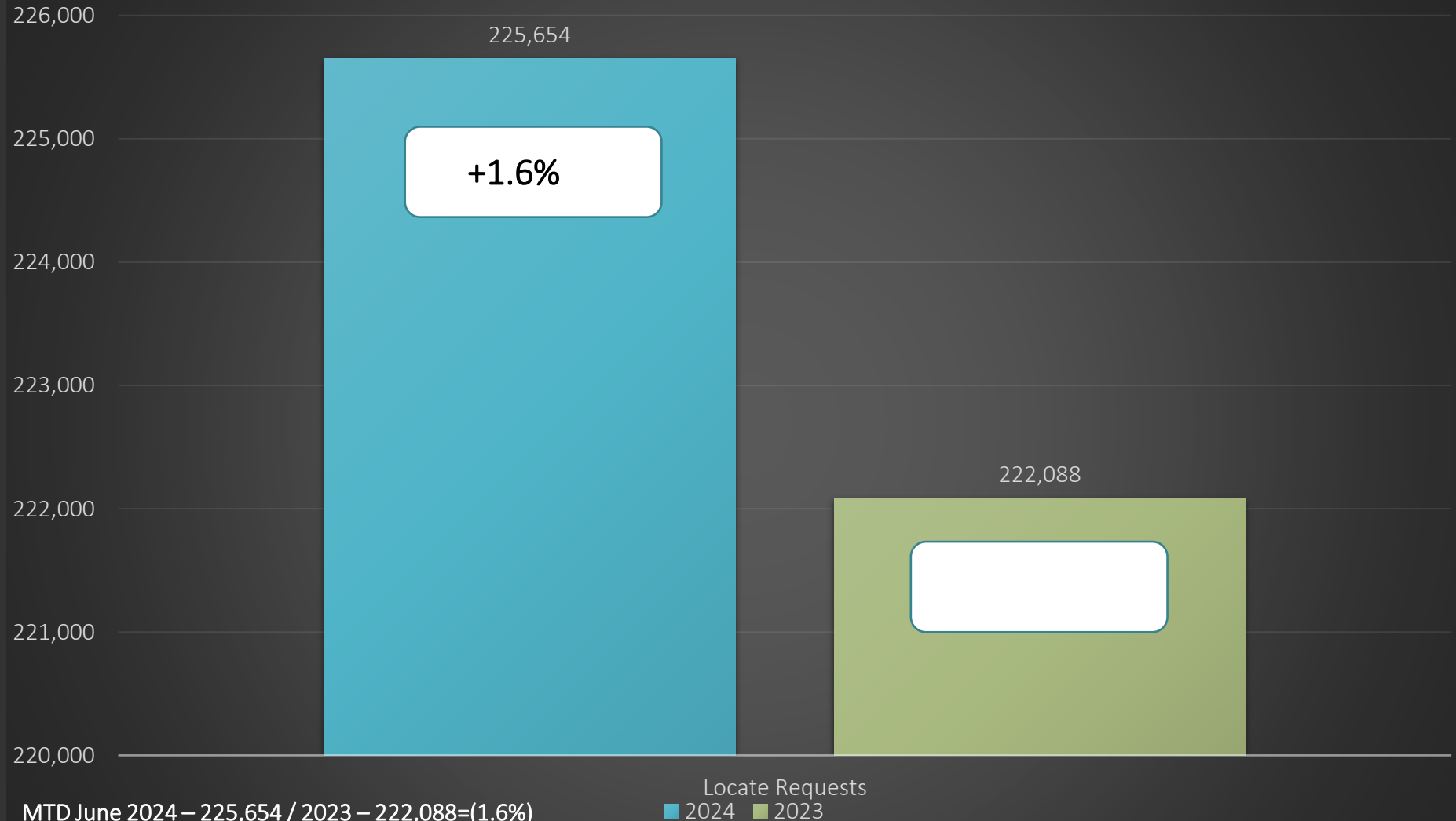
# DATA INSIGHTS

Locate Request,  
Transmissions,  
County ticket volume  
and distribution





# Locate Requests for NC - June 2024 vs 2023



MTD June 2024 – 225,654 / 2023 – 222,088 = (1.6%)

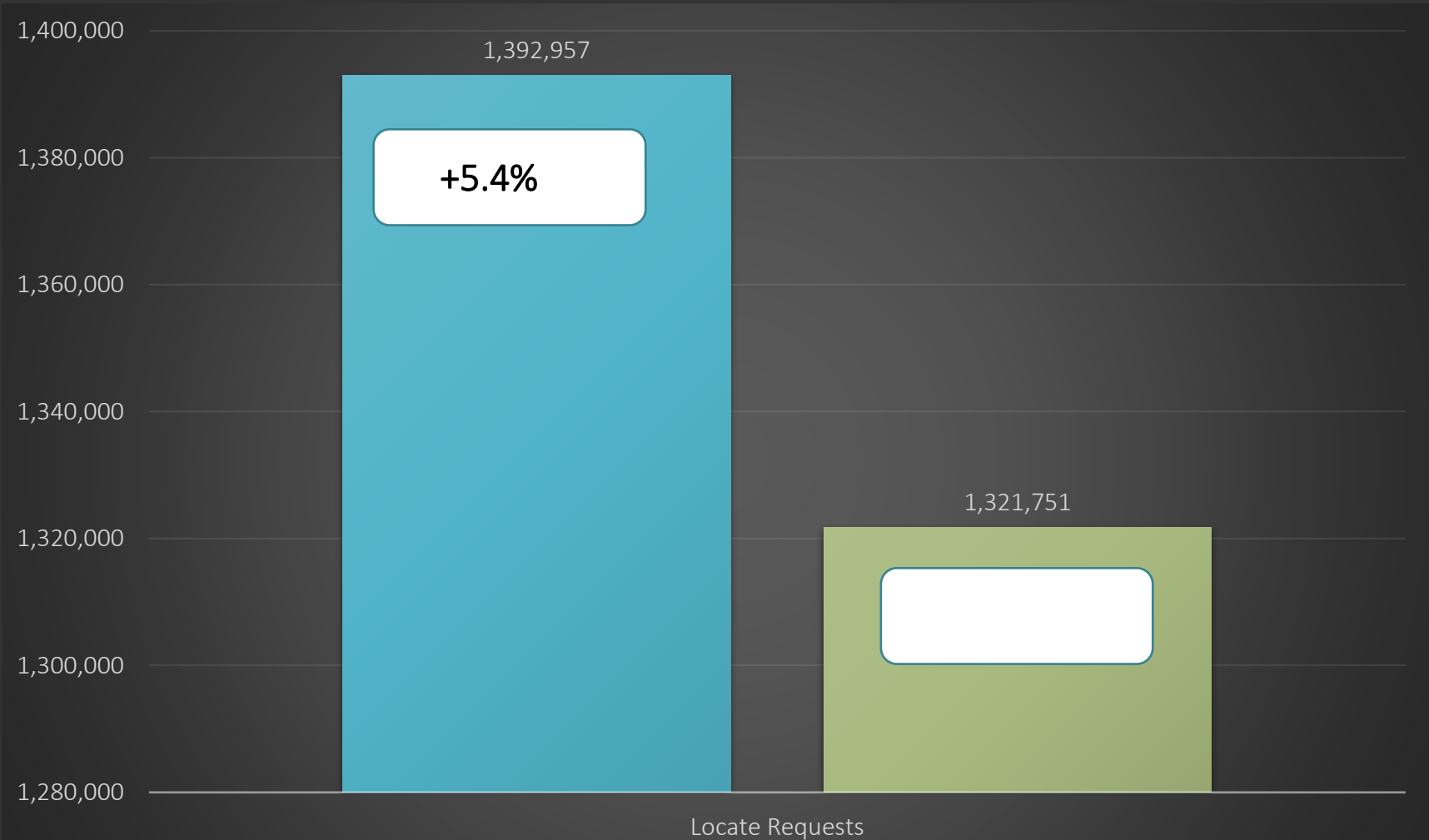
YTD 2024 – 1,392,957 / 2023 – 1,321,751 = +5.4 %

Updates for June 2024 – (70,564) = 31.3% of volume / May 2024 = 35.1% (3.8% Decrease from the month before)

Locate Requests  
■ 2024 ■ 2023



# Locate Requests for NC - YTD



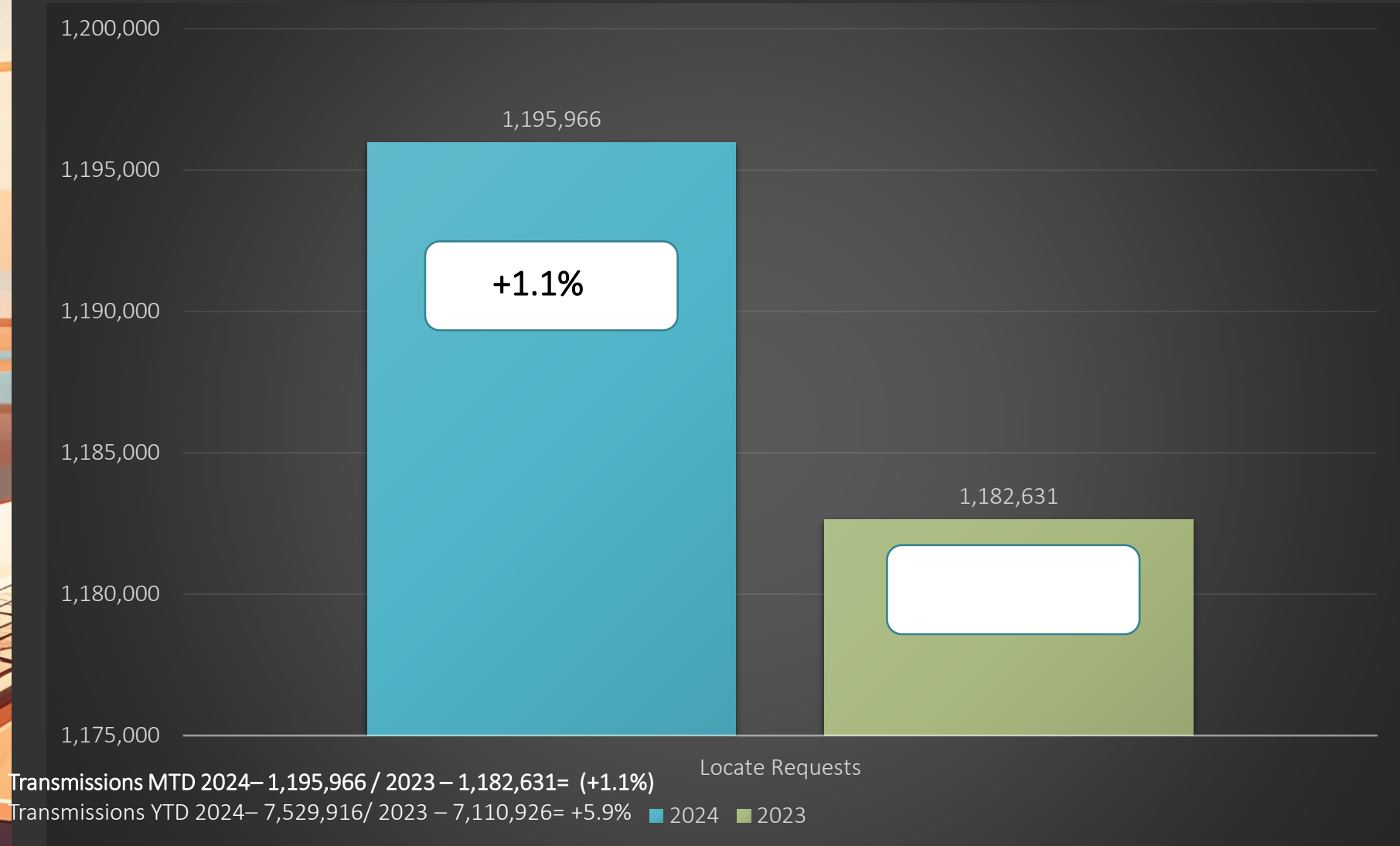
MTD June 2024 – 225,654 / 2023 – 222,088=(1.9%)  
YTD 2024 – 1,392,957/ 2023 – 1,321,751 = +5.4 %  
Updates for June 2024 – (70,564) = 31.3% of volume / May 2024 = 35.1% (3.8% Decrease from the month before)





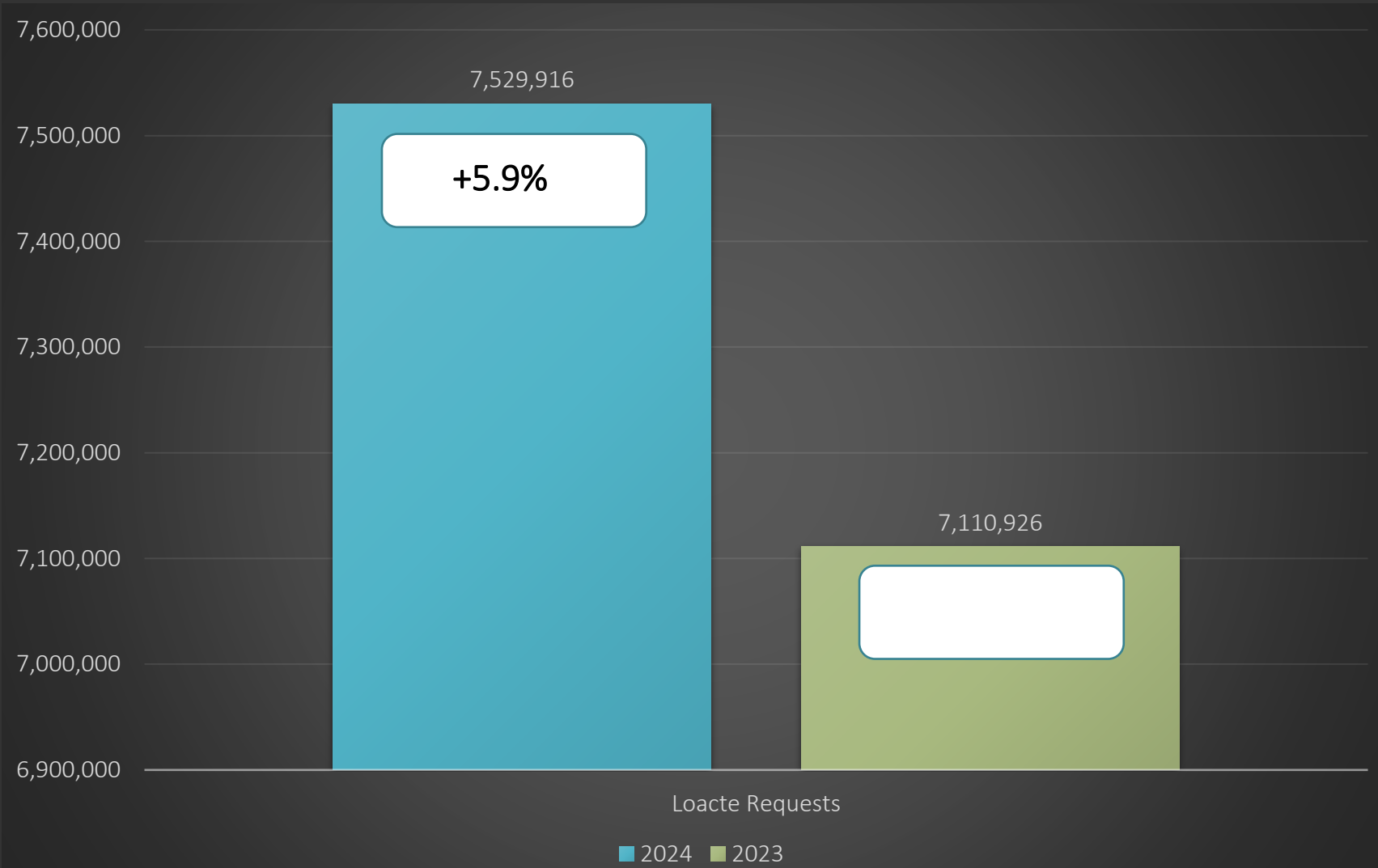


# Transmissions for NC - June 24 vs 23





# Transmissions for NC - YTD 2024



Transmissions MTD 2024– 1,195,966 / 2023 – 1,182,631= (+1.1%)

Transmissions YTD 2024– 7,529,916/ 2023 – 7,110,926= (+5.9%)





# COUNTY TICKET

2024 VS 2023

	3 HR	CNCL	NEW	RXMT	UPDT	TOTAL Tickets
2023	38	27	2095	34	624	2818
2024	135	29	2179	96	925	3364
	255.3%	7.4%	4.0%	182.4%	48.2%	19.4%
				Locates per day	160	



# COUNTY TICKET

## YTD VS PREVIOUS YEAR

	<b>3 HR</b>	<b>CNCL</b>	<b>NEW</b>	<b>RXMT</b>	<b>UPDT</b>	<b>TOTAL Tickets</b>
<b>2023</b>	349	195	<b>12861</b>	310	3603	<b>17318</b>
<b>2024</b>	502	191	<b>12399</b>	310	4796	<b>18198</b>
	43.8%	-2.1%	<b>-3.6%</b>	0.0%	33.1%	<b>5.1%</b>



# COUNTY TICKET DISTRIBUTION - JUNE

<b>DAVIDSON</b>	<b>3364</b>
ARCADIA	234
COTTON GROVE	67
DENTON	240
GUM TREE	13
HEALING SPRINGS	11
HIGH POINT	205
HOLLY GROVE	12
JACKSON HILL	45
<b>LEXINGTON</b>	<b>1745</b>
LINWOOD	36
MIDWAY	108
REEDY CREEK	27
SILVER HILL	14
<b>THOMASVILLE</b>	<b>423</b>
TYRO	15
WALLBURG	94
WELCOME	44

# DAMAGES

**DIRT** Damage Information  
Reporting Tool





# June Damages

ALAMANCE	14
ALEXANDER	4
ALLEGHANY	0
ANSON	1
ASHE	0
AVERY	0
BEAUFORT	3
BERTIE	2
BLADEN	1
BRUNSWICK	10
BUNCOMBE	26
BURKE	4
CABARRUS	19
CALDWELL	5
CAMDEN	0
CARTERET	7
CASWELL	0
CATAWBA	30
CHATHAM	12
CHEROKEE	2
CHOWAN	1
CLAY	2
CLEVELAND	14
COLUMBUS	7
CRAVEN	5
CUMBERLAND	49
CURRITUCK	9
DARE	5
<b>DAVIDSON</b>	<b>18</b>
DAVIE	7
DUPLIN	5
DURHAM	61

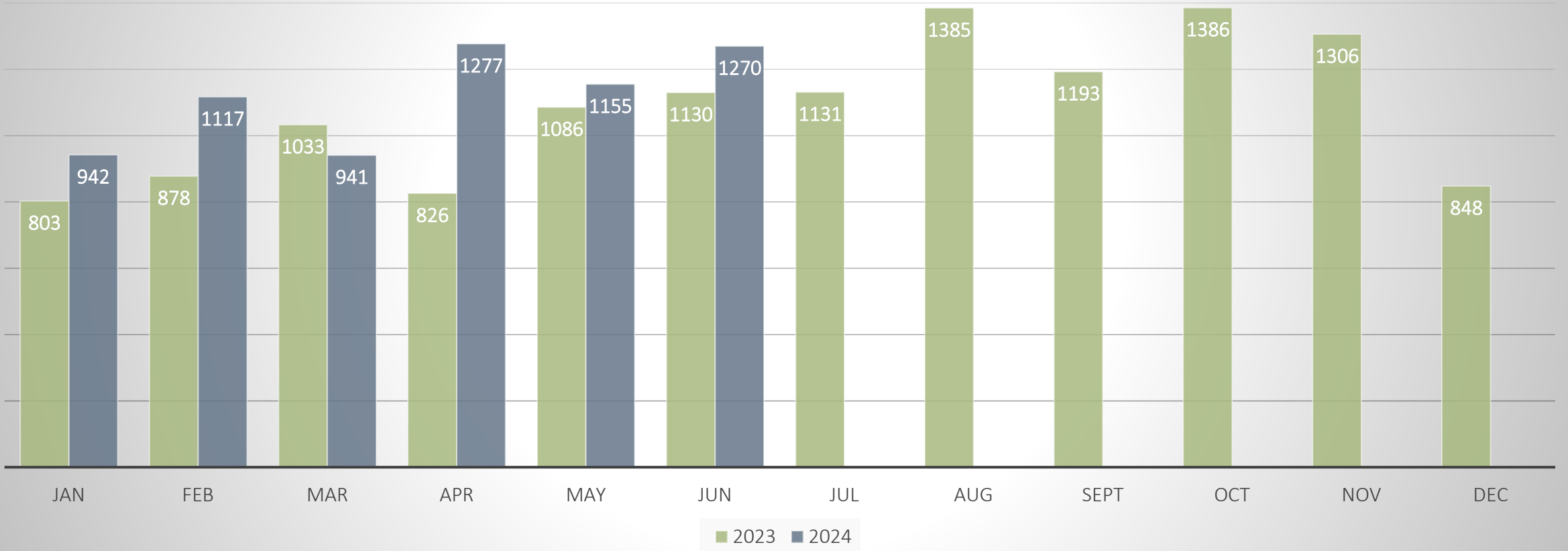
EDGECOMBE	1
FORSYTH	29
FRANKLIN	5
GASTON	33
GATES	0
GRAHAM	0
GRANVILLE	1
GREENE	0
GUILFORD	30
HALIFAX	1
HARNETT	32
HAYWOOD	1
HENDERSON	4
HERTFORD	1
HOKE	7
HYDE	1
IREDELL	31
JACKSON	3
JOHNSTON	37
JONES	4
LEE	11
LENOIR	9
LINCOLN	10
MACON	1
MADISON	0
MARTIN	0
MCDOWELL	1
MECKLENBURG	234
MITCHELL	0
MONTGOMERY	4
MOORE	17
NASH	34

NEW HANOVER	28
NORTHAMPTON	0
ONslow	25
ORANGE	25
PAMLICO	5
PASQUOTANK	1
PENDER	7
PERQUIMANS	0
PERSON	1
PITT	3
POLK	4
RANDOLPH	15
RICHMOND	1
ROBESON	4
ROCKINGHAM	11
ROWAN	15
RUTHERFORD	2
SAMPSON	2
SCOTLAND	0
STANLY	2
STOKES	0
SURRY	1
SWAIN	0
TRANSYLVANIA	1
TYRRELL	0
UNION	33
VANCE	0
WAKE	208
WARREN	0
WASHINGTON	0
WATAUGA	1

**Grand Total: 1270**

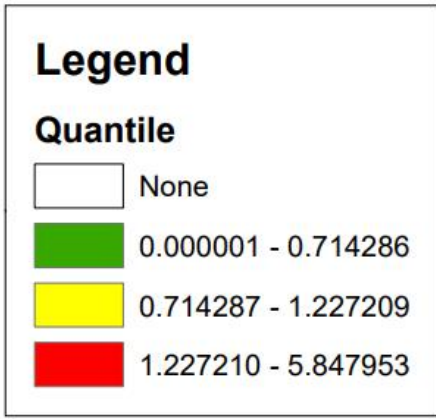
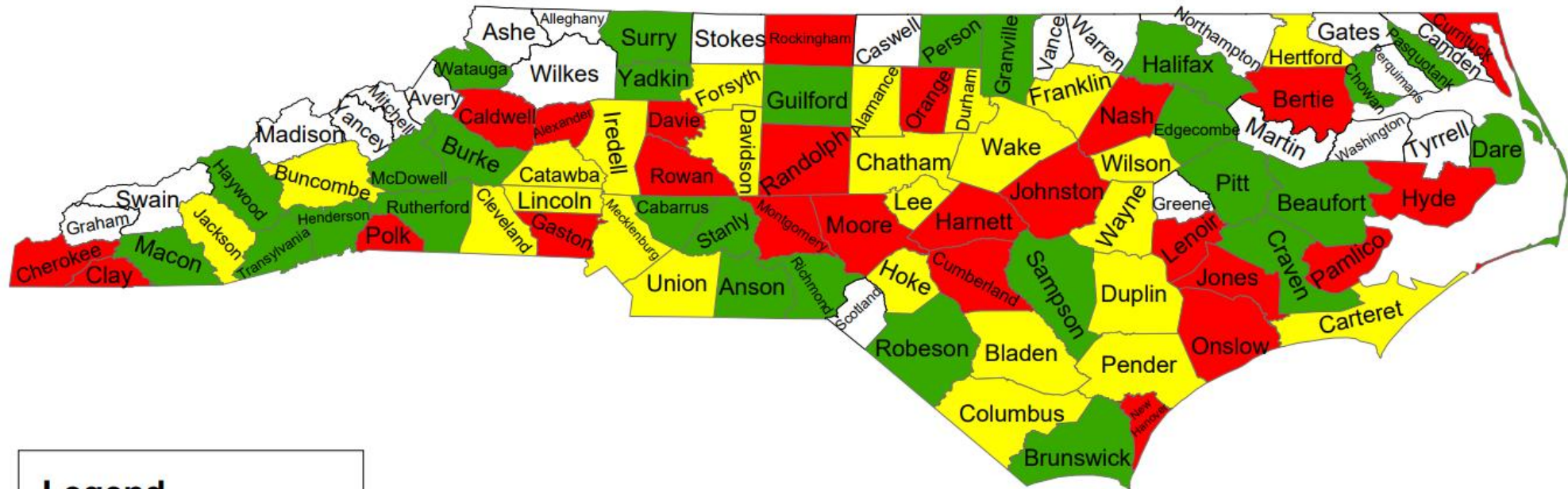
WAYNE	6
WILKES	0
WILSON	2
YADKIN	2
YANCEY	0

## Damages in North Carolina 2024 vs 2023





# Damages Per 1,000 Transmissions



# Top 10 Callers for -

1	J & L CABLE SERVICES	292
2	R H UNDERGROUND, LLC	238
3	ENERGYUNITED	180
4	DAVIDSON WATER, INC	131
5	EVERGREEN LANDSCAPING & MAINTENANCE, INC	120
6	ANSCO & ASSOCIATES LLC	105
7	MIGHTY SERVICES	96
8	CITY OF LEXINGTON	87
9	UTILITY LINES CONSTRUCTION SERVICES, INC	81
10	WINDSTREAM COMMUNICATIONS	72



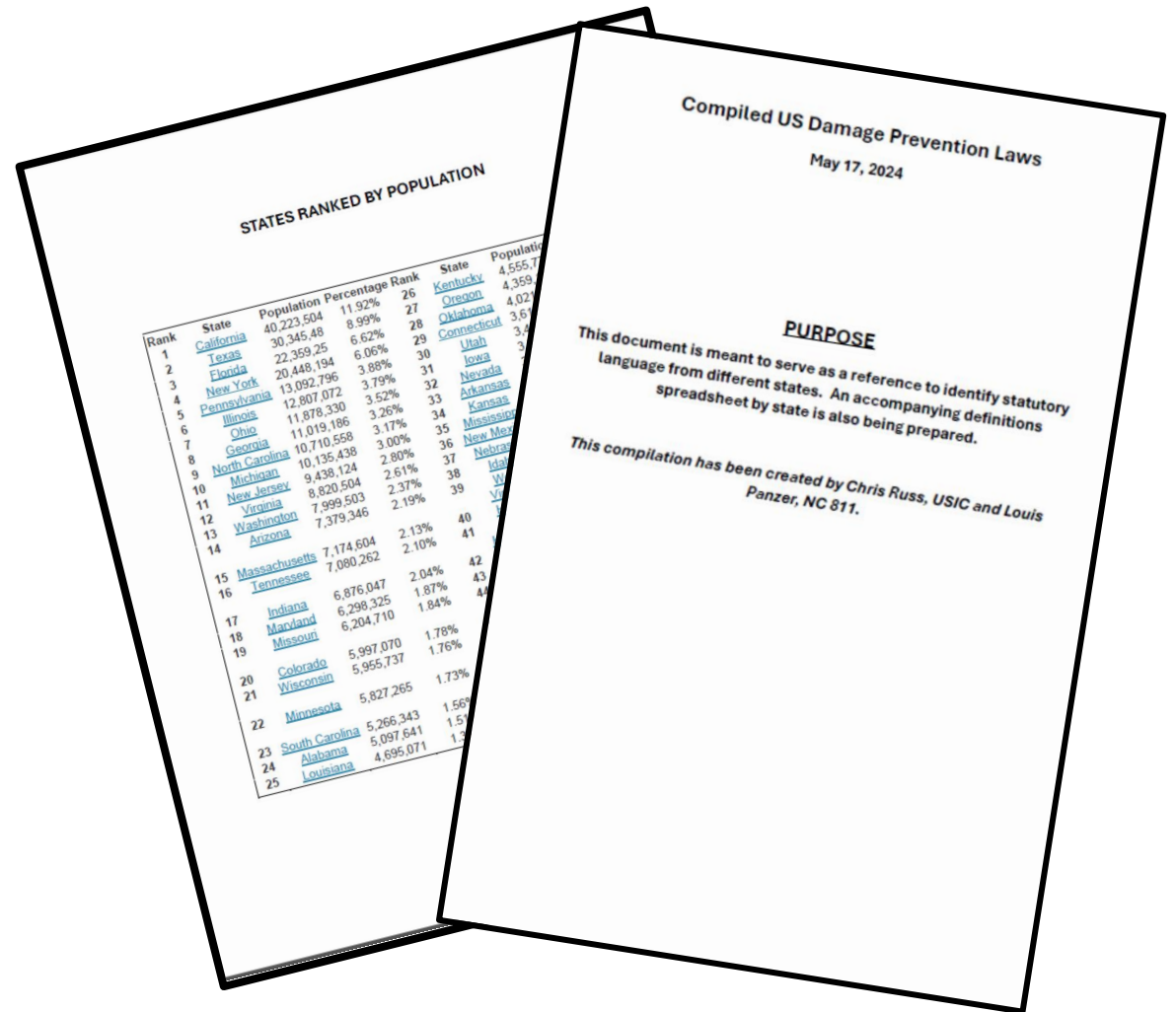
- Task Team Formed
- Senator Sponsors (Lazzara, Rep. Arp)
- Three Meetings Occurred
- Shared Compilation of All State Laws (990 pages worth)
- Redlined Document Shared With Task Team
- Goal is completed language for 2025

#### STATES RANKED BY POPULATION

Rank	State	Population	Percentage	Rank	State	Population	Percentage
1	<a href="#">California</a>	40,223,504	11.92%	26	<a href="#">Kentucky</a>	4,555,777	1.35%
2	<a href="#">Texas</a>	30,345,48	8.99%	27	<a href="#">Oregon</a>	4,359,110	1.29%
3	<a href="#">Florida</a>	22,359,25	6.62%	28	<a href="#">Oklahoma</a>	4,021,753	1.19%
4	<a href="#">New York</a>	20,448,194	6.06%	29	<a href="#">Connecticut</a>	3,615,499	1.07%
5	<a href="#">Pennsylvania</a>	13,092,796	3.88%	30	<a href="#">Utah</a>	3,423,935	1.01%
6	<a href="#">Illinois</a>	12,807,072	3.79%	31	<a href="#">Iowa</a>	3,233,572	0.96%
7	<a href="#">Ohio</a>	11,878,330	3.52%	32	<a href="#">Nevada</a>	3,225,832	0.96%
8	<a href="#">Georgia</a>	11,019,186	3.26%	33	<a href="#">Arkansas</a>	3,040,207	0.90%
9	<a href="#">North Carolina</a>	10,710,558	3.17%	34	<a href="#">Kansas</a>	2,963,308	0.88%
10	<a href="#">Michigan</a>	10,135,438	3.00%	35	<a href="#">Mississippi</a>	2,959,473	0.88%
11	<a href="#">New Jersey</a>	9,438,124	2.80%	36	<a href="#">New Mexico</a>	2,135,024	0.63%
12	<a href="#">Virginia</a>	8,820,504	2.61%	37	<a href="#">Nebraska</a>	2,002,052	0.59%
13	<a href="#">Washington</a>	7,999,503	2.37%	38	<a href="#">Idaho</a>	1,920,562	0.57%
14	<a href="#">Arizona</a>	7,379,346	2.19%	39	<a href="#">West Virginia</a>	1,775,932	0.53%
15	<a href="#">Massachusetts</a>	7,174,604	2.13%	40	<a href="#">Hawaii</a>	1,483,762	0.44%
16	<a href="#">Tennessee</a>	7,080,262	2.10%	41	<a href="#">New Hampshire</a>	1,395,847	0.41%
17	<a href="#">Indiana</a>	6,876,047	2.04%	42	<a href="#">Maine</a>	1,372,559	0.41%
18	<a href="#">Maryland</a>	6,298,325	1.87%	43	<a href="#">Montana</a>	1,112,668	0.33%
19	<a href="#">Missouri</a>	6,204,710	1.84%	44	<a href="#">Rhode Island</a>	1,110,822	0.33%
20	<a href="#">Colorado</a>	5,997,070	1.78%	45	<a href="#">Delaware</a>	1,017,551	0.30%
21	<a href="#">Wisconsin</a>	5,955,737	1.76%	46	<a href="#">South Dakota</a>	908,414	0.27%
22	<a href="#">Minnesota</a>	5,827,265	1.73%	47	<a href="#">North Dakota</a>	811,044	0.24%
23	<a href="#">South Carolina</a>	5,266,343	1.56%	48	<a href="#">Alaska</a>	740,339	0.22%
24	<a href="#">Alabama</a>	5,097,641	1.51%	49	<a href="#">Vermont</a>	647,156	0.19%
25	<a href="#">Louisiana</a>	4,695,071	1.39%	50	<a href="#">Wyoming</a>	583,279	0.17%



- Tolerance Zone (24-18 inches)
- Mandatory White Lining
- Ticket Life (15-30 working days)
- Hinging the locate time to the work date
- Clarifying ticket size
- Mark Maintenance
- Enforcement items



**NOTE: 5.78% of US population in NC and VA.**  
**Reach out if you would like a copy of compiled laws document.**



## **Represented Groups:**

Sen. Michael Lazzara [Michael.Lazzara@ncleg.gov](mailto:Michael.Lazzara@ncleg.gov)

NC 811: Louis Panzer, [louis@nc811.org](mailto:louis@nc811.org)

Locators: Christopher Russ [ChristopherRuss@usicllc.com](mailto:ChristopherRuss@usicllc.com)

Surveyors: Sherri Barron [SBarron@ncsurveyors.com](mailto:SBarron@ncsurveyors.com)

Municipalities: Allen Turnage [aturnage@townofclaytonnc.org](mailto:aturnage@townofclaytonnc.org)

Gas Transmission: API, David McGowan 919-412-4200, [mcgowand@api.org](mailto:mcgowand@api.org)

Gas Distribution: Collins, Jim [Jim.Collins@duke-energy.com](mailto:Jim.Collins@duke-energy.com)

Electric: BARE, DANIEL [DANIEL.BARE@duke-energy.com](mailto:DANIEL.BARE@duke-energy.com)

Telecommunications: Hardin, Sarah A [Sarah.Hardin@windstream.com](mailto:Sarah.Hardin@windstream.com)

NCDOT: Garry, Keith T [ktgarry@ncdot.gov](mailto:ktgarry@ncdot.gov)

AGC: Bill Stricker [BStricker@CarolinasAGC.org](mailto:BStricker@CarolinasAGC.org)

NUCA: Justus Everett [j53everett@abeutilities.com](mailto:j53everett@abeutilities.com)

NCRWA: Heather Summers [heathersomers@ncrwa.org](mailto:heathersomers@ncrwa.org)

NCEMC/UGDPRB: Jake Poplin [jakej@ccemc.com](mailto:jakej@ccemc.com)



# Promote Safety at your next meeting with NC811's Tailgate Safety Talk Papers!

Enhance your safety meetings with our newly released Tailgate Safety Talk papers, now available for download from [NC811.org](https://www.nc811.org)! Located under the Education Resource section, these comprehensive papers cover 26 crucial safety topics designed to keep your team informed and protected.







# NC 811.ORG EDUCATION TEAM



Parrish  
Reddick  
Piedmont Liaison



Steven Moore  
Media Relations  
Specialist



Ann Rushing  
Education  
Manager



Tami Groves  
Southeast  
Liaison



Howard  
Corey  
Eastern Liaison



Tyler Ross  
Western Liaison





Follow NCUCC on Facebook. There we will post meeting info, schedules, photos and videos and joint conference updates.

[facebook.com/ncucc1](https://facebook.com/ncucc1)

## THANK YOU

A copy of this presentation is available at

[www.ncucc.org](http://www.ncucc.org)

If this meeting was virtual or hybrid, a video is available on [ncucc.org](http://ncucc.org). Go to County UCC's.

The video will be listed under the month and year the meeting took place.



# DAVIDSON COUNTY UTILITY COORDINATING COMMITTEE

## 2024 DAVIDSON COUNTY UCC ATTENDEES

10-Jan-24	13-Mar-24	8-May-24	10-Jul-24	11-Sep-24	13-Nov-24	LAST	FIRST	COMPANY	PHONE	EMAIL
X	X		X			Stout	Tami	NC811	336-601-8644	<a href="mailto:tami@nc811.org">tami@nc811.org</a>
X		X	X			Taylor	OJ	Lexington Utilities	336-240-6799	<a href="mailto:dltaylor@lexingtonnc.gov">dltaylor@lexingtonnc.gov</a>
X	X		X			Callahan	Phillip	NCDOT	336-224-3200	<a href="mailto:tpcallahan@ncdot.gov">tpcallahan@ncdot.gov</a>
						Koontz	Travis	City of Thomasville Utilities	336-596-1610	<a href="mailto:travis.koontz@thomasville-nc.gov">travis.koontz@thomasville-nc.gov</a>
		X	X			West	David	Lexington Utilities- Water and Sewer	336-240-2012	<a href="mailto:DNWEST@LEXINGTONNC.GOV">DNWEST@LEXINGTONNC.GOV</a>
						Streater	Rodney	LEXINGTON PW	336-250-7651	<a href="mailto:restreater@lexingtonnc.gov">restreater@lexingtonnc.gov</a>
						Beck	Steven	Davidson Water, Inc.	336-240-0126	<a href="mailto:sbeck@davidsonwater.com">sbeck@davidsonwater.com</a>
X	X	X				Lohr	Byron	NC DOT	336-479-6858	<a href="mailto:bslohr@ncdot.gov">bslohr@ncdot.gov</a>
X	X	X				Lollis	Justin	Lexington Utilities- Natural Gas	336-479-0164	<a href="mailto:jmlollis@lexingtonnc.gov">jmlollis@lexingtonnc.gov</a>
X	X	X				Harris	Zack	PNG	336-442-7083	<a href="mailto:Zac.Harris@Duke-Energy.com">Zac.Harris@Duke-Energy.com</a>
X		X	X			Hepler	Shawn	Lexington Utilities	336-240-2056	<a href="mailto:Mshepler@Lexingtonnc.gov">Mshepler@Lexingtonnc.gov</a>
X		X				Pratt	Michael	USIC	336-215-3697	<a href="mailto:michaelpratt@usicllc.com">michaelpratt@usicllc.com</a>

# DAVIDSON COUNTY UTILITY COORDINATING COMMITTEE

10-Jan-24	13-Mar-24	8-May-24	10-Jul-24	11-Sep-24	13-Nov-24	LAST	FIRST	COMPANY	PHONE	EMAIL
						Smielewski	Eric	City of Thomasville	336-475-4276	<a href="mailto:Eric.Smielewski@thomasvillenc.gov">Eric.Smielewski@thomasvillenc.gov</a>
						Yarbro	Tim	AnSCO & Associates	704-734-8060	<a href="mailto:tim.yarbro@anscollc.com">tim.yarbro@anscollc.com</a>
		X				Janosko	Jackie	Duke - PNG	336-409-2800	<a href="mailto:jackie.janosko@duke-energy.com">jackie.janosko@duke-energy.com</a>
						McCanless	Chris	Accurate Locating Ser.	336-804-0410	<a href="mailto:chris@accuratelocatingsvcs.com">chris@accuratelocatingsvcs.com</a>
		X	X			Brushwood	Charles	Davidson County Sewer	336-240-0303	<a href="mailto:charlie.brushwood@dauidsoncountync.gov">charlie.brushwood@dauidsoncountync.gov</a>
						Newman	Terry	PRG Consulting	336-708-0220	<a href="mailto:tnewman@prgconsulting.net">tnewman@prgconsulting.net</a>
						Phillips	Eddie	Williams Gas	336-479-3831	<a href="mailto:eddie.phillips@williams.com">eddie.phillips@williams.com</a>
X			X			McCoy	Landrew	USCI	252-885-2068	<a href="mailto:landrewmccoy@usicllc.com">landrewmccoy@usicllc.com</a>
						Parker	Richie	Piedmont Comm.	336-374-4546	<a href="mailto:Parkerr@surrytel.com">Parkerr@surrytel.com</a>
						Huffman	Morgan	City of Thomasville Utilities	336-475-4220	<a href="mailto:morgan.huffman@thomasville-nc.gov">morgan.huffman@thomasville-nc.gov</a>
						Rushing	Ann	NC811	336-944-5518	<a href="mailto:annrushing@nc811.org">annrushing@nc811.org</a>
			X			Raynor	Craig	Lexington-Water	336-240-2014	<a href="mailto:jcraynor@lexingtonnc.gov">jcraynor@lexingtonnc.gov</a>
						Flowers	Michelle	NCUC Pipeline Safety	919-418-4558	<a href="mailto:mflowers@ncuc.net">mflowers@ncuc.net</a>

# DAVIDSON COUNTY UTILITY COORDINATING COMMITTEE

10-Jan-24	13-Mar-24	8-May-24	10-Jul-24	11-Sep-24	13-Nov-24	LAST	FIRST	COMPANY	PHONE	EMAIL
		x	X			Wright	Danadja	Lexington Utilities	336-479-2216	<a href="mailto:dgwright@lexingtonnc.gov">dgwright@lexingtonnc.gov</a>
		x	X			Everhart	Doug	Piedmont Comm.	336-250-6552	<a href="mailto:sdeverhart@ptmc.net">sdeverhart@ptmc.net</a>
						Freidenbach	Caleb	Lexington - Street	336-943-1327	<a href="mailto:clfriedenbach@lexingtonnc.gov">clfriedenbach@lexingtonnc.gov</a>
						Koontz	Craig	Davidson Water, Inc.	336-243-7651	<a href="mailto:ckoontz@davidsonwater.com">ckoontz@davidsonwater.com</a>
						MacKenzie	Zack	Lexington-Stormwater	336-247-8657	<a href="mailto:zcmackenzie@lexingtonnc.gov">zcmackenzie@lexingtonnc.gov</a>
						Hammonds	Matt	Lexington-Stormwater	336-239-9030	<a href="mailto:mjhammonds@lexigtonnc.gov">mjhammonds@lexigtonnc.gov</a>
	X	X				Kivett	Andrew	Lexington Power	336-240-1956	<a href="mailto:akivett@electricities.org">akivett@electricities.org</a>
						Canela	Javier	USIC	336-247-1979	<a href="mailto:javiercanela@usicllc.com">javiercanela@usicllc.com</a>
						Flores	Andrew	Heath -Locator	704-907-2285	<a href="mailto:andreflores@heathus.com">andreflores@heathus.com</a>
						Dubois	Josh	Heath- Locator	704-273-9986	<a href="mailto:Josh.Dubois@heathus.com">Josh.Dubois@heathus.com</a>
						O'Neil	Jared	Lexington Gas	336-479-0319	<a href="mailto:Jsoneil@lexingtonnc.gov">Jsoneil@lexingtonnc.gov</a>
						Tate	Brandon	Lexington Construction Inspector	336-615-2623	<a href="mailto:bstate@lexingtonnc.gov">bstate@lexingtonnc.gov</a>
	x					Maviche	Vladimir	TRC	336-420-5019	<a href="mailto:vnoyola-mariche@trccompanies.com">vnoyola-mariche@trccompanies.com</a>
	x					Litteral	Rob	TRC	336-339-7168	<a href="mailto:Rlitteral@TRCcompanies.com">Rlitteral@TRCcompanies.com</a>





# Davidson County Utility Coordinating Committee

*“To provide a forum to promote safety standards, common concerns and the awareness of prevention of unnecessary damages to utilities’ infrastructure within Davidson County.”*



## Minutes for Davidson County Utility Coordinating Committee

July 10th, 2024, Meeting

*\*note: not necessarily in correct order from meeting.*

### I. Call to Order

- Meeting Called to order by Dennis “OJ” Taylor
- Thanks, given to NC811 for providing the meal.

### II. Recognize Attendees and Guests (First Timers “\*”)

### III. Safety Share

- Phillip Callahan provided a safety share on heat stress and knowing the signs and symptoms.

### IV. Old Business

- Approve May meeting minutes.  
Motion made by- Tami Groves  
2<sup>nd</sup> by – Craig Raynor

### V. July NC811 Narrative

- See attached presentation

### VI. New Business

- Jared O’Neil with Lexington Natural Gas provided information on natural gas safety. He also used a gas chamber to represent the upper and lower explosive limits.

### VII. Round Table Reports

- **NCDOT** – Upcoming turning lane re-design at Greensboro St and 29-70
- **Surry Telephone** –Nothing to report.
- **Piedmont Natural Gas** – Nothing to report.
- **Davidson County Sewer** –Nothing to report.
- **Lexington Sewer/ Water** –Normal; business as usual.
- **Lexington Stormwater** –N/A

## Davidson County Utility Coordinating Committee

*“To provide a forum to promote safety standards, common concerns and the awareness of prevention of unnecessary damages to utilities’ infrastructure within Davidson County.”*



- **Lexington Electric** – New subdivision throughout the county
- **Lexington Natural Gas** –
  1. Emblar Rd Main Extension project to start in the next 4 weeks. (4000 feet)
  2. E US Hwy 64/ Nucor Project. 6” Steel gas main extension from New Bowers Rd to Nucor site will start within the next 2-3 weeks.
  3. Influx of service installations.
- **Thomasville Water/Sewer** – N/A
- **USIC-**

### VIII. **Damage Reports**

- Lexington Gas – Several damaged services and gas mains within the past few months
- Lexington Electric – N/A.
- Piedmont Natural Gas – N/A.
- NCDOT –Nothing to report.
- Surry Telephone – N/A.
- Davidson County Sewer- Nothing to report.
- Lexington Water/Sewer- Nothing to report.
- Lexington Stormwater – Nothing to report.
- Thomasville Water/ Sewer – N/A
- Davidson Water – N/A

### IX. **NC State Meeting Recap**

- See attached notes for the State UCC recap

### X. **Future Meeting Dates:**

- September 11<sup>th</sup>, 2024  
Lexington Natural Gas Operations Center  
11:30am to 1:00 pm

Please reach out if you’re willing to provide lunch.

Lunch provided by:



## Davidson County Utility Coordinating Committee

*“To provide a forum to promote safety standards, common concerns and the awareness of prevention of unnecessary damages to utilities’ infrastructure within Davidson County.”*



### **XI. Meeting Adjourn:**

- Motion – Dennis “OJ” Taylor  
2<sup>nd</sup> by – Shawn Hepler

## Notes from State UCC Meeting

State Chair Lindsey Pontz, stated that her company SAM had a roadside accident resulting in a fatality.

Date and location for Next year's Joint State UCC meeting was announced:

May 14<sup>th</sup>-16<sup>th</sup> 2025 at the Hotel Lumina in Wrightsville Beach, NC.

Voting for the Secretary of State UCC was done with three candidates :

Will Prescott – Greenville Utilities

Joe Parda – Temple Grading and Construction

Raymond Sonnier – GAC

Lee from the department of Labor talked about multiple deaths in the state in work zones and construction sites. Emphasized proper road side site setups and staying aware of surroundings and situations.

Roger Richards of Sanders Utilities, said in Mecklenburg county they were having trouble with some locators waiting until last minute and closing tickets with unlocatable. Also having issues with 3 hr tickets following with no response.

Piedmont Natural Gas is hosting an Excavator Safety Day, Wednesday Aug 15<sup>th</sup> at their facility in Rockingham. Limited to 50 Attendees.



**NC 811 ORG**



NC811  
MONTHLY UPDATE  
JULY 2024

DAVIDSON  
UCC



# UPCOMING MEETINGS

- **NC State UCC Meeting**  
Tuesday, July 9 from 10 to 12  
Charlotte Water, 4100 W Tyvola Rd, Charlotte
- **Underground Damage Prevention Review Board**  
Wednesday, July 10 from 10 to 4  
NC811 Events Center, Greensboro  
<https://udprb.nc.gov/Reporting-a-Violation>
- **Locate Resolution Partnership Committee**  
Wednesday, July 17 from 11 to 1  
NC811 Events Center, Greensboro  
<https://ncucc.org/locate-resolution-partnership-committee/>





# UPCOMING MEETINGS

- **NC811 Board Meeting**  
Friday, July 19 from 8 to 12  
Crowne Plaza Resort, 1 Resort Dr, Asheville





# UPCOMING MEETINGS

- **AUGUST 8<sup>th</sup>**  
Washington Nationals Game  
1500 S Capitol St SE, Washington, DC
- **AUGUST 11<sup>th</sup>**  
Greensboro Grasshoppers Game for 8-11 Day!  
1pm to 5pm  
408 Bellemeade St, Greensboro, NC





# CALENDAR

NC811 & NCUCC event  
calendars can be found  
on [nc811.org](http://nc811.org) or the nc811  
app





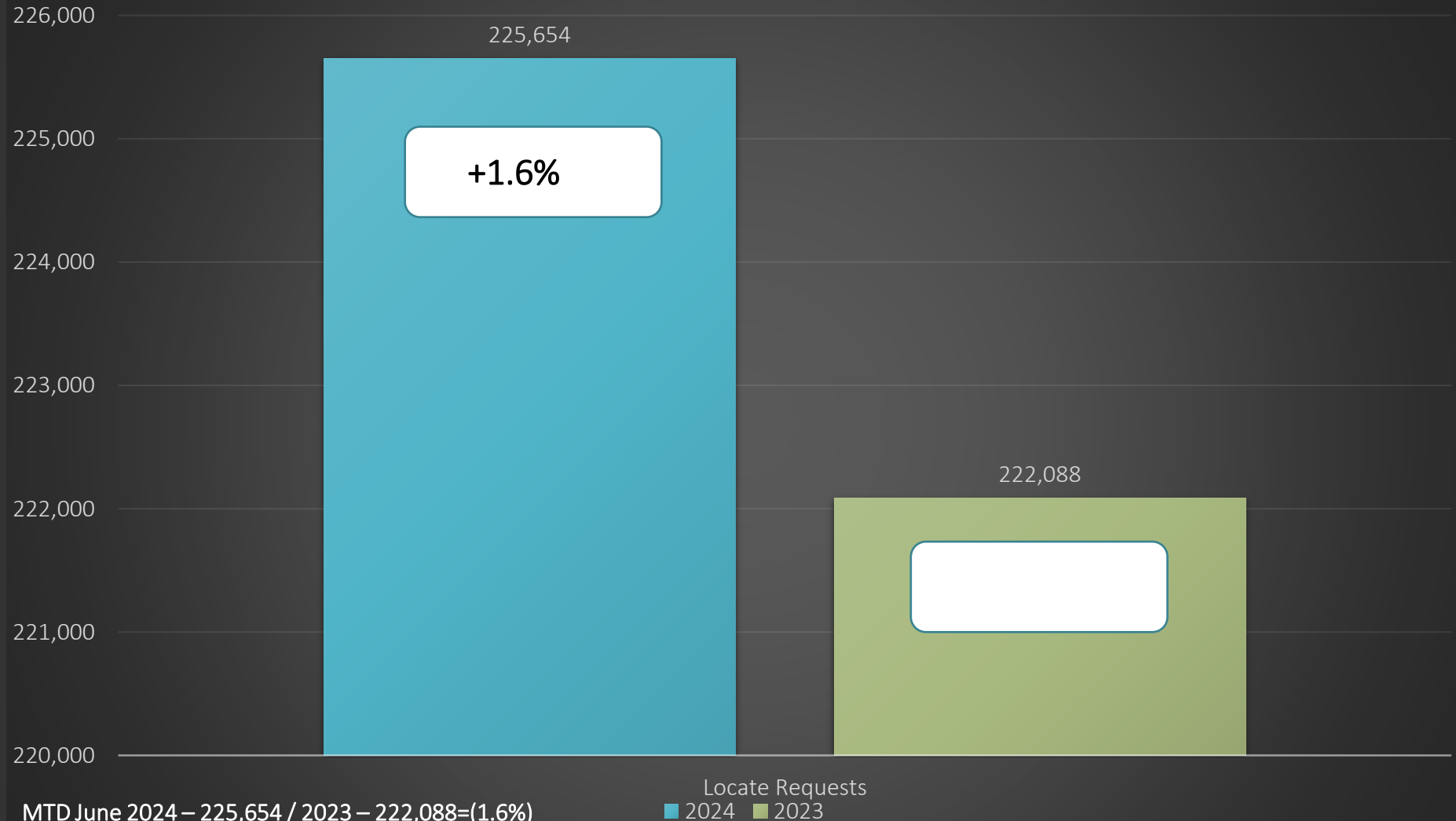


# DATA INSIGHTS

Locate Request,  
Transmissions,  
County ticket volume  
and distribution



# Locate Requests for NC - June 2024 vs 2023



MTD June 2024 – 225,654 / 2023 – 222,088 = (1.6%)

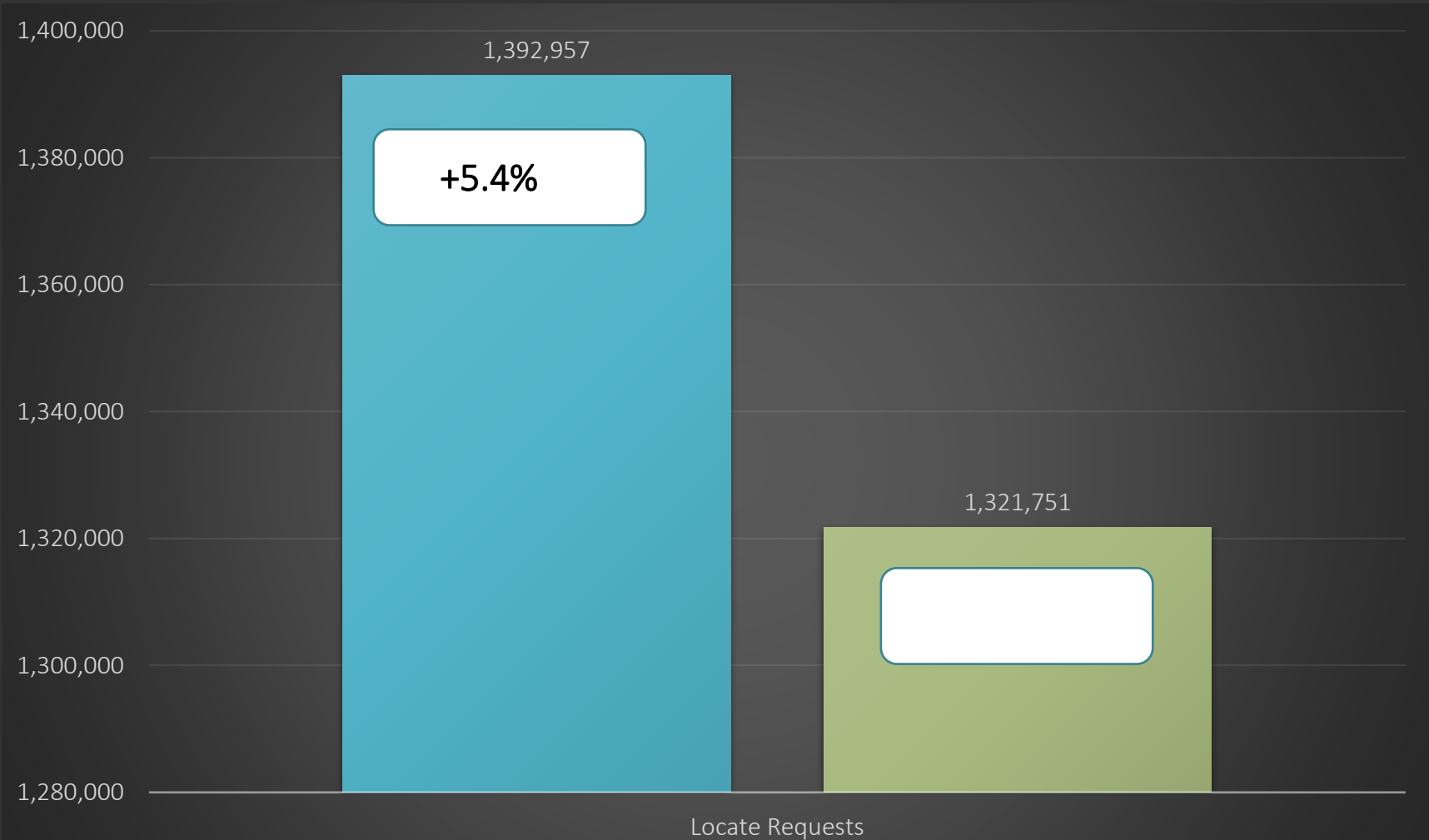
YTD 2024 – 1,392,957 / 2023 – 1,321,751 = +5.4 %

Updates for June 2024 – (70,564) = 31.3% of volume / May 2024 = 35.1% (3.8% Decrease from the month before)

Locate Requests  
■ 2024 ■ 2023



# Locate Requests for NC - YTD

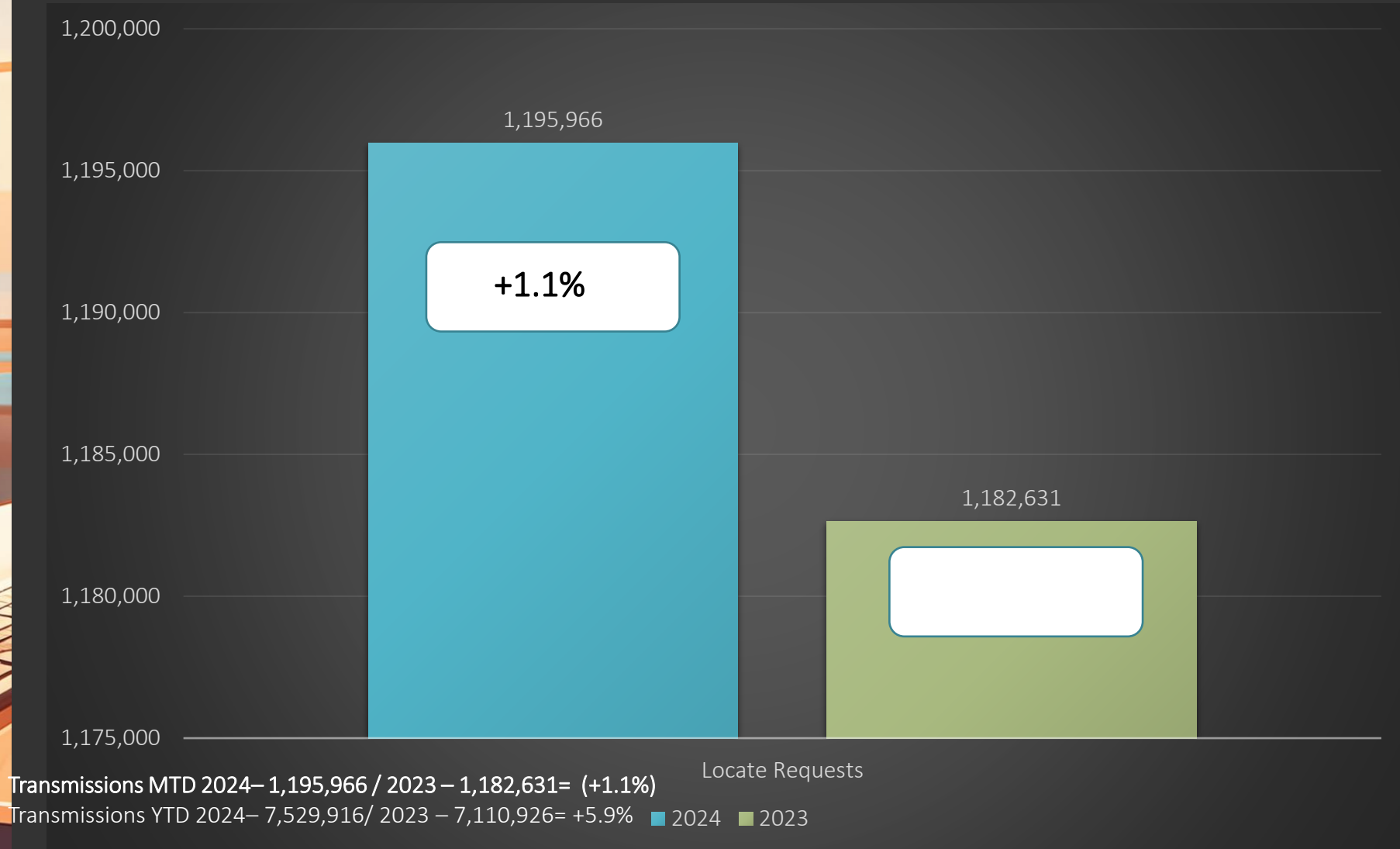


MTD June 2024 – 225,654 / 2023 – 222,088=(1.9%)  
YTD 2024 – 1,392,957/ 2023 – 1,321,751 = +5.4 %  
Updates for June 2024 – (70,564) = 31.3% of volume / May 2024 = 35.1% (3.8% Decrease from the month before)



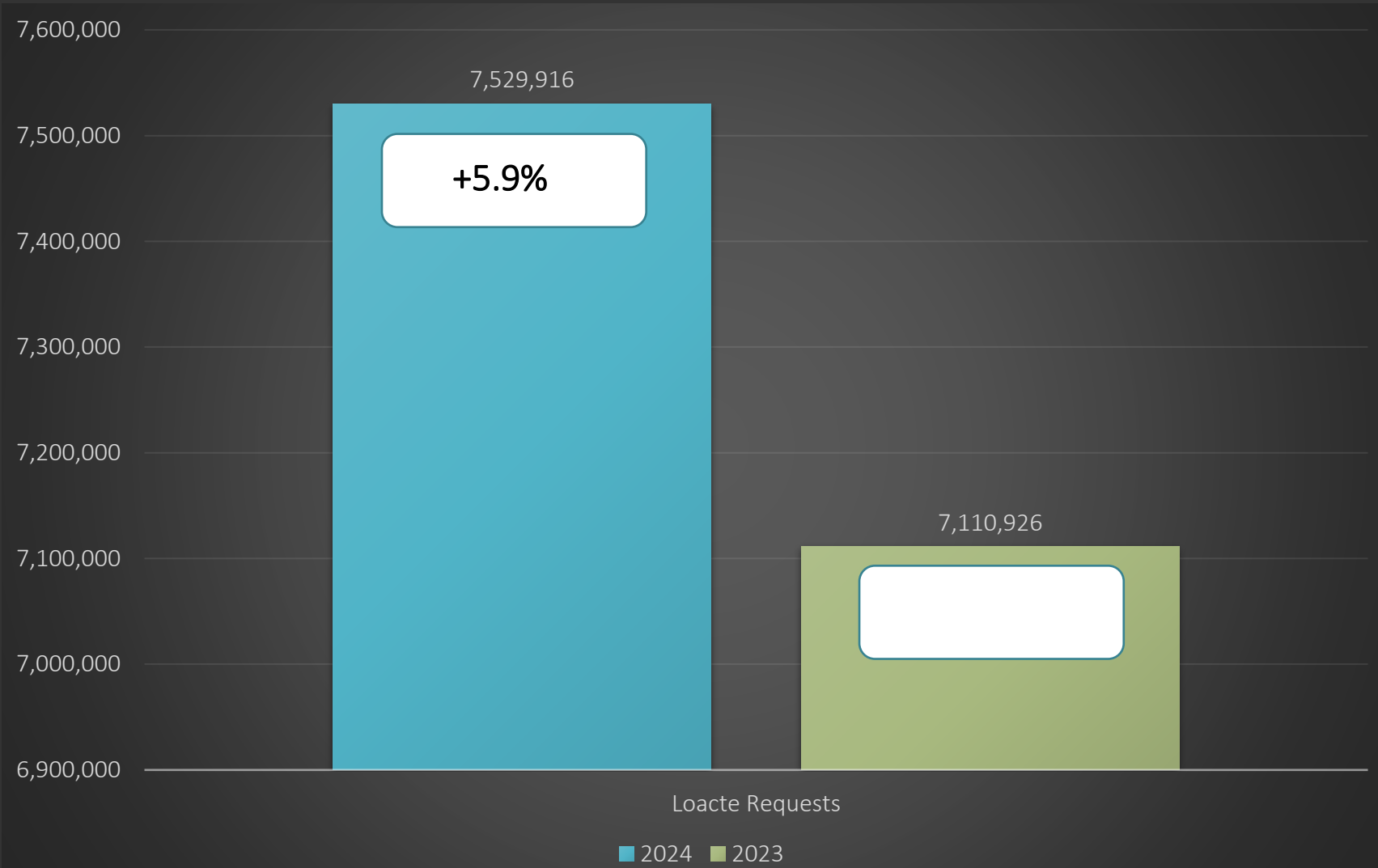


# Transmissions for NC - June 24 vs 23





# Transmissions for NC - YTD 2024



■ 2024 ■ 2023

Transmissions MTD 2024– 1,195,966 / 2023 – 1,182,631= (+1.1%)

Transmissions YTD 2024– 7,529,916/ 2023 – 7,110,926= (+5.9%)





# COUNTY TICKET

2024 VS 2023

	<b>3 HR</b>	<b>CNCL</b>	<b>NEW</b>	<b>RXMT</b>	<b>UPDT</b>	<b>TOTAL Tickets</b>
<b>2023</b>	38	27	<b>2095</b>	34	624	<b>2818</b>
<b>2024</b>	135	29	<b>2179</b>	96	925	<b>3364</b>
	255.3%	7.4%	<b>4.0%</b>	182.4%	48.2%	<b>19.4%</b>
				Locates per day		160

# COUNTY TICKET

## YTD VS PREVIOUS YEAR

	<b>3 HR</b>	<b>CNCL</b>	<b>NEW</b>	<b>RXMT</b>	<b>UPDT</b>	<b>TOTAL Tickets</b>
<b>2023</b>	349	195	<b>12861</b>	310	3603	<b>17318</b>
<b>2024</b>	502	191	<b>12399</b>	310	4796	<b>18198</b>
	43.8%	-2.1%	<b>-3.6%</b>	0.0%	33.1%	<b>5.1%</b>

# COUNTY TICKET DISTRIBUTION - JUNE

<b>DAVIDSON</b>	<b>3364</b>
ARCADIA	234
COTTON GROVE	67
DENTON	240
GUM TREE	13
HEALING SPRINGS	11
HIGH POINT	205
HOLLY GROVE	12
JACKSON HILL	45
<b>LEXINGTON</b>	<b>1745</b>
LINWOOD	36
MIDWAY	108
REEDY CREEK	27
SILVER HILL	14
<b>THOMASVILLE</b>	<b>423</b>
TYRO	15
WALLBURG	94
WELCOME	44



# DAMAGES

**DIRT** Damage Information  
Reporting Tool



# June Damages

ALAMANCE	14
ALEXANDER	4
ALLEGHANY	0
ANSON	1
ASHE	0
AVERY	0
BEAUFORT	3
BERTIE	2
BLADEN	1
BRUNSWICK	10
BUNCOMBE	26
BURKE	4
CABARRUS	19
CALDWELL	5
CAMDEN	0
CARTERET	7
CASWELL	0
CATAWBA	30
CHATHAM	12
CHEROKEE	2
CHOWAN	1
CLAY	2
CLEVELAND	14
COLUMBUS	7
CRAVEN	5
CUMBERLAND	49
CURRITUCK	9
DARE	5
<b>DAVIDSON</b>	<b>18</b>
DAVIE	7
DUPLIN	5
DURHAM	61

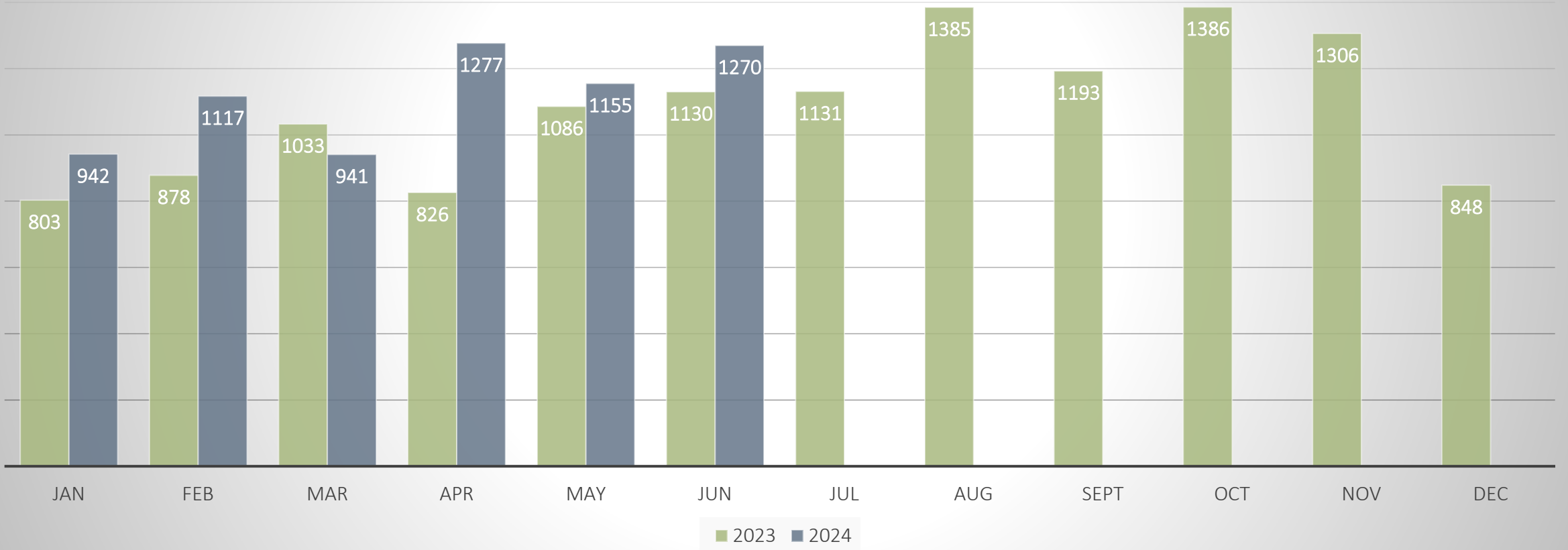
EDGECOMBE	1
FORSYTH	29
FRANKLIN	5
GASTON	33
GATES	0
GRAHAM	0
GRANVILLE	1
GREENE	0
GUILFORD	30
HALIFAX	1
HARNETT	32
HAYWOOD	1
HENDERSON	4
HERTFORD	1
HOKE	7
HYDE	1
IREDELL	31
JACKSON	3
JOHNSTON	37
JONES	4
LEE	11
LENOIR	9
LINCOLN	10
MACON	1
MADISON	0
MARTIN	0
MCDOWELL	1
MECKLENBURG	234
MITCHELL	0
MONTGOMERY	4
MOORE	17
NASH	34

NEW HANOVER	28
NORTHAMPTON	0
ONslow	25
ORANGE	25
PAMLICO	5
PASQUOTANK	1
PENDER	7
PERQUIMANS	0
PERSON	1
PITT	3
POLK	4
RANDOLPH	15
RICHMOND	1
ROBESON	4
ROCKINGHAM	11
ROWAN	15
RUTHERFORD	2
SAMPSON	2
SCOTLAND	0
STANLY	2
STOKES	0
SURRY	1
SWAIN	0
TRANSYLVANIA	1
TYRRELL	0
UNION	33
VANCE	0
WAKE	208
WARREN	0
WASHINGTON	0
WATAUGA	1

**Grand Total: 1270**

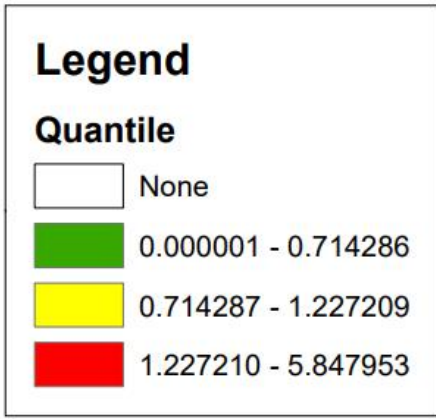
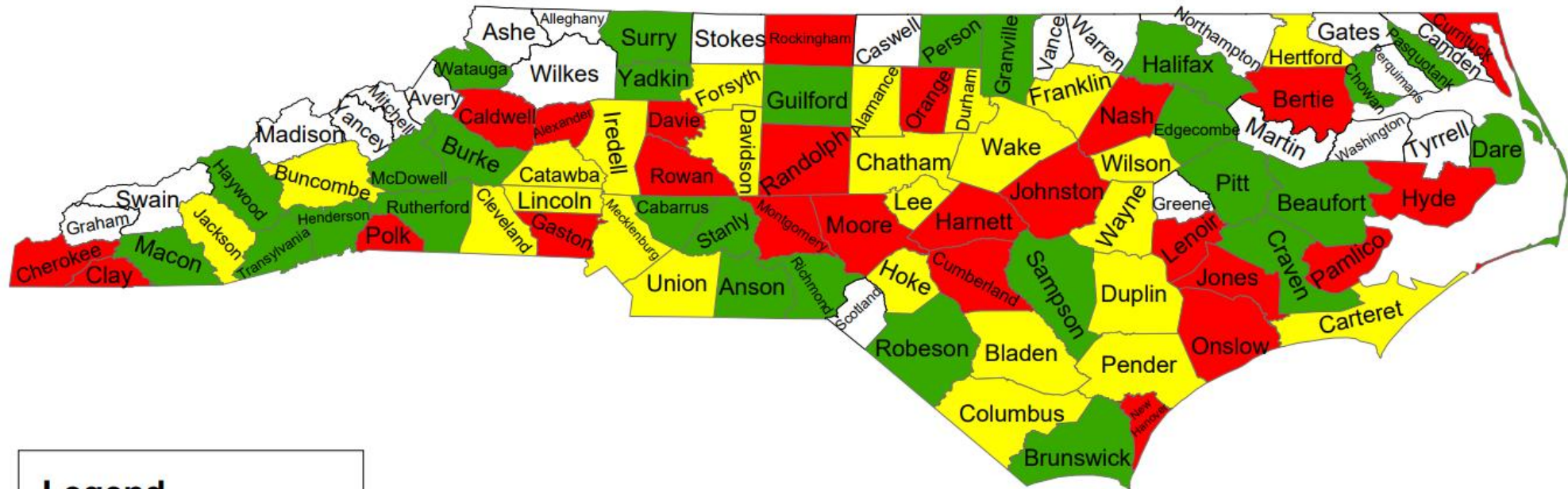
WAYNE	6
WILKES	0
WILSON	2
YADKIN	2
YANCEY	0

## Damages in North Carolina 2024 vs 2023





# Damages Per 1,000 Transmissions



# Top 10 Callers for -

1	J & L CABLE SERVICES	292
2	R H UNDERGROUND, LLC	238
3	ENERGYUNITED	180
4	DAVIDSON WATER, INC	131
5	EVERGREEN LANDSCAPING & MAINTENANCE, INC	120
6	ANSCO & ASSOCIATES LLC	105
7	MIGHTY SERVICES	96
8	CITY OF LEXINGTON	87
9	UTILITY LINES CONSTRUCTION SERVICES, INC	81
10	WINDSTREAM COMMUNICATIONS	72

- Task Team Formed
- Senator Sponsors (Lazzara, Rep. Arp)
- Three Meetings Occurred
- Shared Compilation of All State Laws (990 pages worth)
- Redlined Document Shared With Task Team
- Goal is completed language for 2025

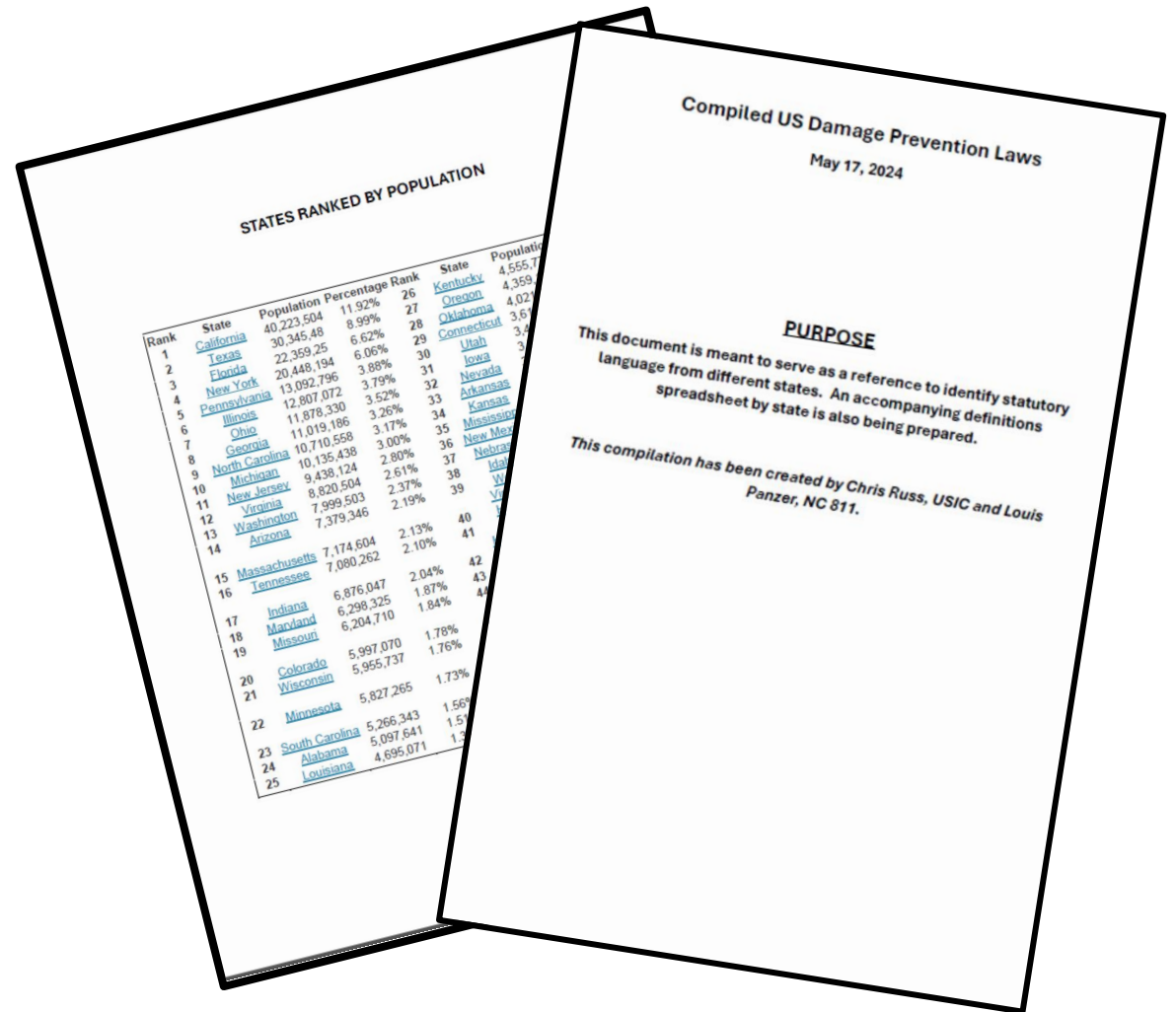
#### STATES RANKED BY POPULATION

Rank	State	Population	Percentage	Rank	State	Population	Percentage
1	<a href="#">California</a>	40,223,504	11.92%	26	<a href="#">Kentucky</a>	4,555,777	1.35%
2	<a href="#">Texas</a>	30,345,48	8.99%	27	<a href="#">Oregon</a>	4,359,110	1.29%
3	<a href="#">Florida</a>	22,359,25	6.62%	28	<a href="#">Oklahoma</a>	4,021,753	1.19%
4	<a href="#">New York</a>	20,448,194	6.06%	29	<a href="#">Connecticut</a>	3,615,499	1.07%
5	<a href="#">Pennsylvania</a>	13,092,796	3.88%	30	<a href="#">Utah</a>	3,423,935	1.01%
6	<a href="#">Illinois</a>	12,807,072	3.79%	31	<a href="#">Iowa</a>	3,233,572	0.96%
7	<a href="#">Ohio</a>	11,878,330	3.52%	32	<a href="#">Nevada</a>	3,225,832	0.96%
8	<a href="#">Georgia</a>	11,019,186	3.26%	33	<a href="#">Arkansas</a>	3,040,207	0.90%
9	<a href="#">North Carolina</a>	10,710,558	3.17%	34	<a href="#">Kansas</a>	2,963,308	0.88%
10	<a href="#">Michigan</a>	10,135,438	3.00%	35	<a href="#">Mississippi</a>	2,959,473	0.88%
11	<a href="#">New Jersey</a>	9,438,124	2.80%	36	<a href="#">New Mexico</a>	2,135,024	0.63%
12	<a href="#">Virginia</a>	8,820,504	2.61%	37	<a href="#">Nebraska</a>	2,002,052	0.59%
13	<a href="#">Washington</a>	7,999,503	2.37%	38	<a href="#">Idaho</a>	1,920,562	0.57%
14	<a href="#">Arizona</a>	7,379,346	2.19%	39	<a href="#">West Virginia</a>	1,775,932	0.53%
15	<a href="#">Massachusetts</a>	7,174,604	2.13%	40	<a href="#">Hawaii</a>	1,483,762	0.44%
16	<a href="#">Tennessee</a>	7,080,262	2.10%	41	<a href="#">New Hampshire</a>	1,395,847	0.41%
17	<a href="#">Indiana</a>	6,876,047	2.04%	42	<a href="#">Maine</a>	1,372,559	0.41%
18	<a href="#">Maryland</a>	6,298,325	1.87%	43	<a href="#">Montana</a>	1,112,668	0.33%
19	<a href="#">Missouri</a>	6,204,710	1.84%	44	<a href="#">Rhode Island</a>	1,110,822	0.33%
20	<a href="#">Colorado</a>	5,997,070	1.78%	45	<a href="#">Delaware</a>	1,017,551	0.30%
21	<a href="#">Wisconsin</a>	5,955,737	1.76%	46	<a href="#">South Dakota</a>	908,414	0.27%
22	<a href="#">Minnesota</a>	5,827,265	1.73%	47	<a href="#">North Dakota</a>	811,044	0.24%
23	<a href="#">South Carolina</a>	5,266,343	1.56%	48	<a href="#">Alaska</a>	740,339	0.22%
24	<a href="#">Alabama</a>	5,097,641	1.51%	49	<a href="#">Vermont</a>	647,156	0.19%
25	<a href="#">Louisiana</a>	4,695,071	1.39%	50	<a href="#">Wyoming</a>	583,279	0.17%





- Tolerance Zone (24-18 inches)
- Mandatory White Lining
- Ticket Life (15-30 working days)
- Hinging the locate time to the work date
- Clarifying ticket size
- Mark Maintenance
- Enforcement items



**NOTE: 5.78% of US population in NC and VA.**  
*Reach out if you would like a copy of compiled laws document.*

## **Represented Groups:**

Sen. Michael Lazzara [Michael.Lazzara@ncleg.gov](mailto:Michael.Lazzara@ncleg.gov)

NC 811: Louis Panzer, [louis@nc811.org](mailto:louis@nc811.org)

Locators: Christopher Russ [ChristopherRuss@usicllc.com](mailto:ChristopherRuss@usicllc.com)

Surveyors: Sherri Barron [SBarron@ncsurveyors.com](mailto:SBarron@ncsurveyors.com)

Municipalities: Allen Turnage [aturnage@townofclaytonnc.org](mailto:aturnage@townofclaytonnc.org)

Gas Transmission: API, David McGowan 919-412-4200, [mcgowand@api.org](mailto:mcgowand@api.org)

Gas Distribution: Collins, Jim [Jim.Collins@duke-energy.com](mailto:Jim.Collins@duke-energy.com)

Electric: BARE, DANIEL [DANIEL.BARE@duke-energy.com](mailto:DANIEL.BARE@duke-energy.com)

Telecommunications: Hardin, Sarah A [Sarah.Hardin@windstream.com](mailto:Sarah.Hardin@windstream.com)

NCDOT: Garry, Keith T [ktgarry@ncdot.gov](mailto:ktgarry@ncdot.gov)

AGC: Bill Stricker [BStricker@CarolinasAGC.org](mailto:BStricker@CarolinasAGC.org)

NUCA: Justus Everett [j53everett@abeutilities.com](mailto:j53everett@abeutilities.com)

NCRWA: Heather Summers [heathersomers@ncrwa.org](mailto:heathersomers@ncrwa.org)

NCEMC/UGDPRB: Jake Poplin [jakej@ccemc.com](mailto:jakej@ccemc.com)



# Promote Safety at your next meeting with NC811's Tailgate Safety Talk Papers!

Enhance your safety meetings with our newly released Tailgate Safety Talk papers, now available for download from [NC811.org](https://www.nc811.org)! Located under the Education Resource section, these comprehensive papers cover 26 crucial safety topics designed to keep your team informed and protected.







# NC 811.ORG EDUCATION TEAM



Parrish Reddick  
Piedmont Liaison



Steven Moore  
Media Relations Specialist



Ann Rushing  
Education Manager



Tami Groves  
Southeast Liaison



Howard Corey  
Eastern Liaison



Tyler Ross  
Western Liaison





Follow NCUCC on Facebook. There we will post meeting info, schedules, photos and videos and joint conference updates.

[facebook.com/ncucc1](https://facebook.com/ncucc1)

## THANK YOU

A copy of this presentation is available at

[www.ncucc.org](http://www.ncucc.org)

If this meeting was virtual or hybrid, a video is available on [ncucc.org](http://ncucc.org). Go to County UCC's.

The video will be listed under the month and year the meeting took place.