
NC811 MONTHLY UPDATE

JANUARY 2024

HARNETT-JOHNSTON UCC

PRESENTED BY
PARRISH REDDICK





A copy of this presentation is available at
www.ncucc.org

If this meeting was virtual or hybrid, a video is available on ncucc.org. Go to County UCC's.

The video will be listed under the month and year the meeting took place.

ANNOUNCEMENTS

Annual notices are going out via email to update member information by January 31st, 2024. Please update any information including maps to stay current as possible.



Contact Lesley Brouillard in Member Services at Lesley@nc811.org if you have any questions.



IMPORTANT DATES



STATE UCC

Tuesday, Jan 9
8:00 am

NC811 Events Center,
Greensboro

NCLRPC

Wednesday, Jan. 17
11 am

NC811 Events Center,
Greensboro

Visit <https://ncucc.org>
for meeting link

BOARD

Friday, Jan 19
8:00 am

Grandover Resort,
Greensboro

Contact

NCUDPRB

Tuesday, Jan 23
10 am

Visit
<https://udprb.nc.gov>

for location info
Stephanie Brown for
details.
stephanie@nc811.org


CALENDAR

NC811 & NCUCC event calendars can be found on nc811.org or the nc811 app



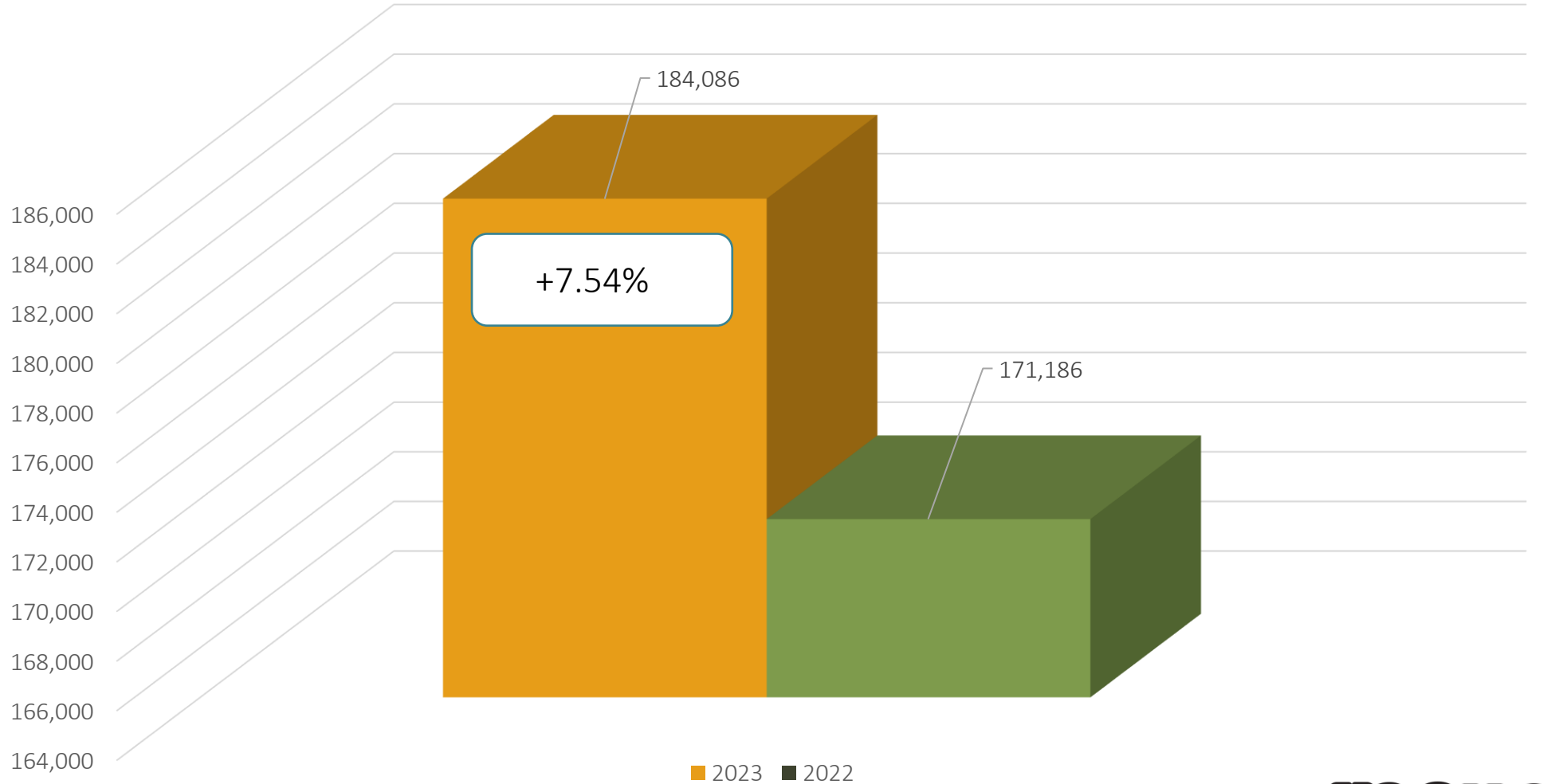

DATA INSIGHTS

Locate Request, Transmissions,
County ticket volume and distribution



Locate Requests for NC

December 2023 vs 2022



MTD December 2023 – 184,086 / 2022 – 171,186 = +7.54%

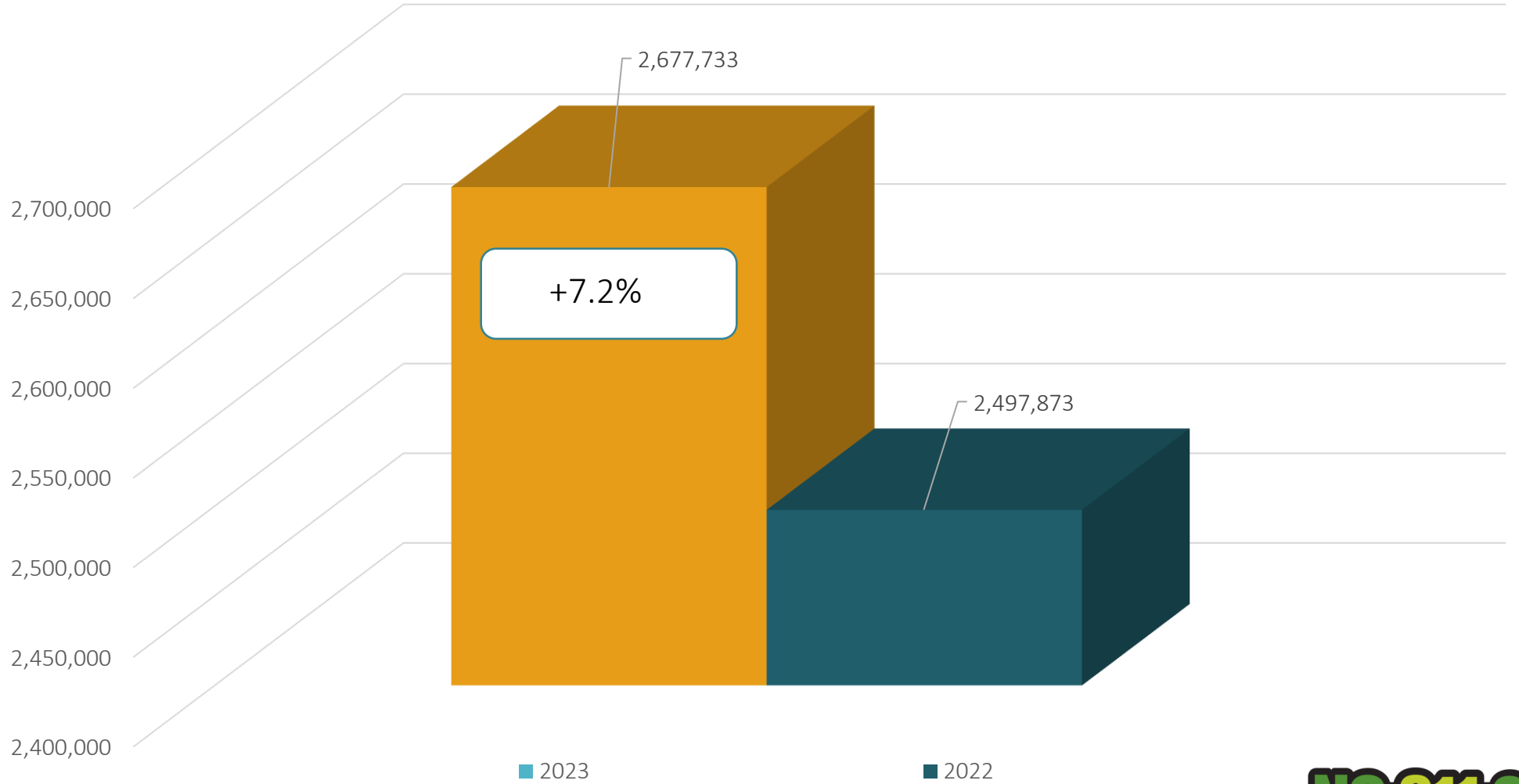

YTD 2023 – 2,677,733 / 2022 – 2,497,873 = +7.2 %

Updates for December 2023 – (60,202) = 32.7% of volume / November 31.5% = +1.2% (Increase the month before)



Locate Requests for NC

YTD 2023 vs 2022



MTD December 2023 – 184,086 / 2022 – 171,186 = +7.54%

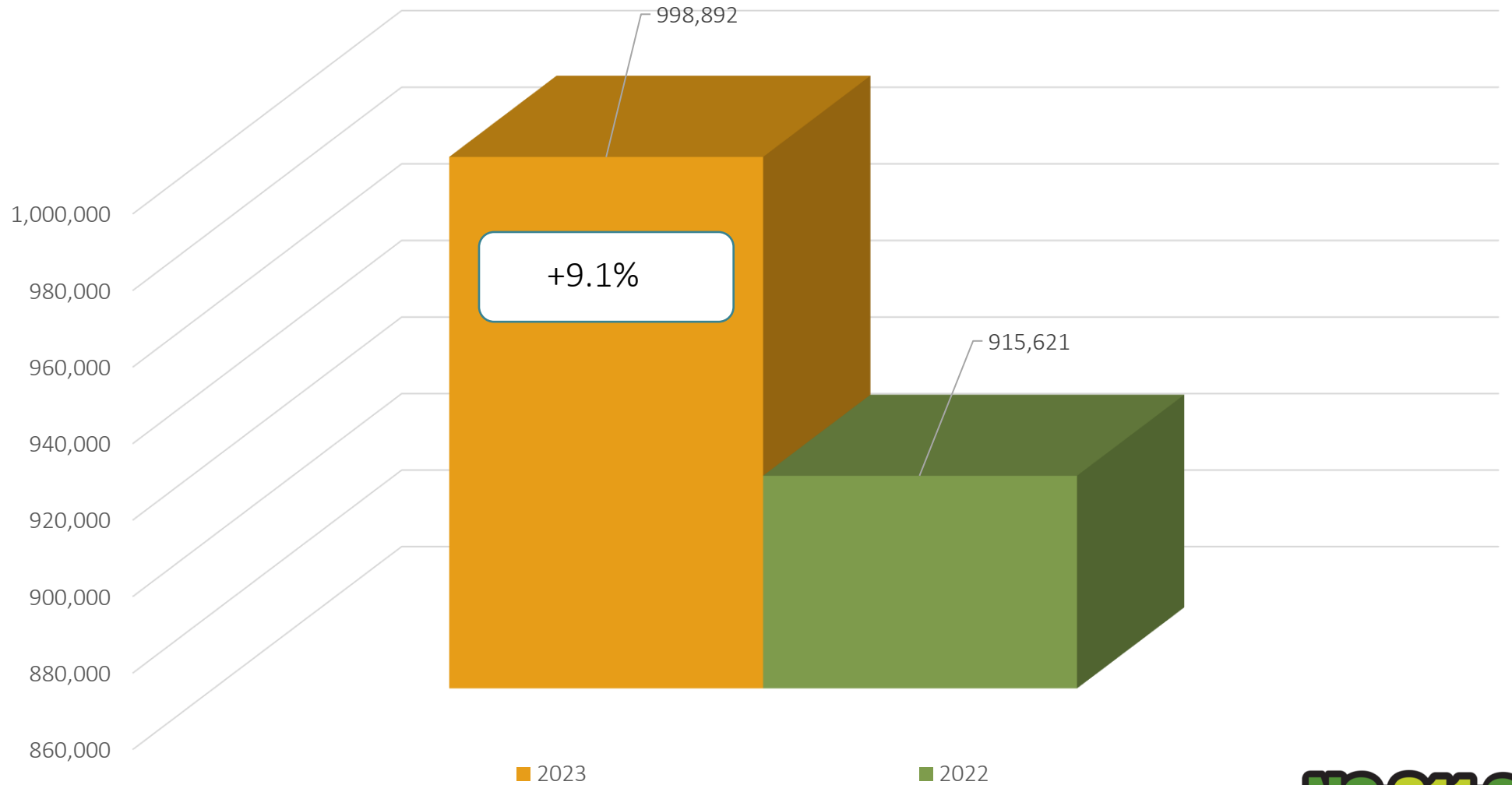

YTD 2023 – 2,677,733 / 2022 – 2,497,873 = +7.2 %

Updates for December 2023 – (60,202) = 32.7% of volume / November 31.5% = +1.2% (Increase the month before)



Transmissions for NC

December 2023 vs 2022

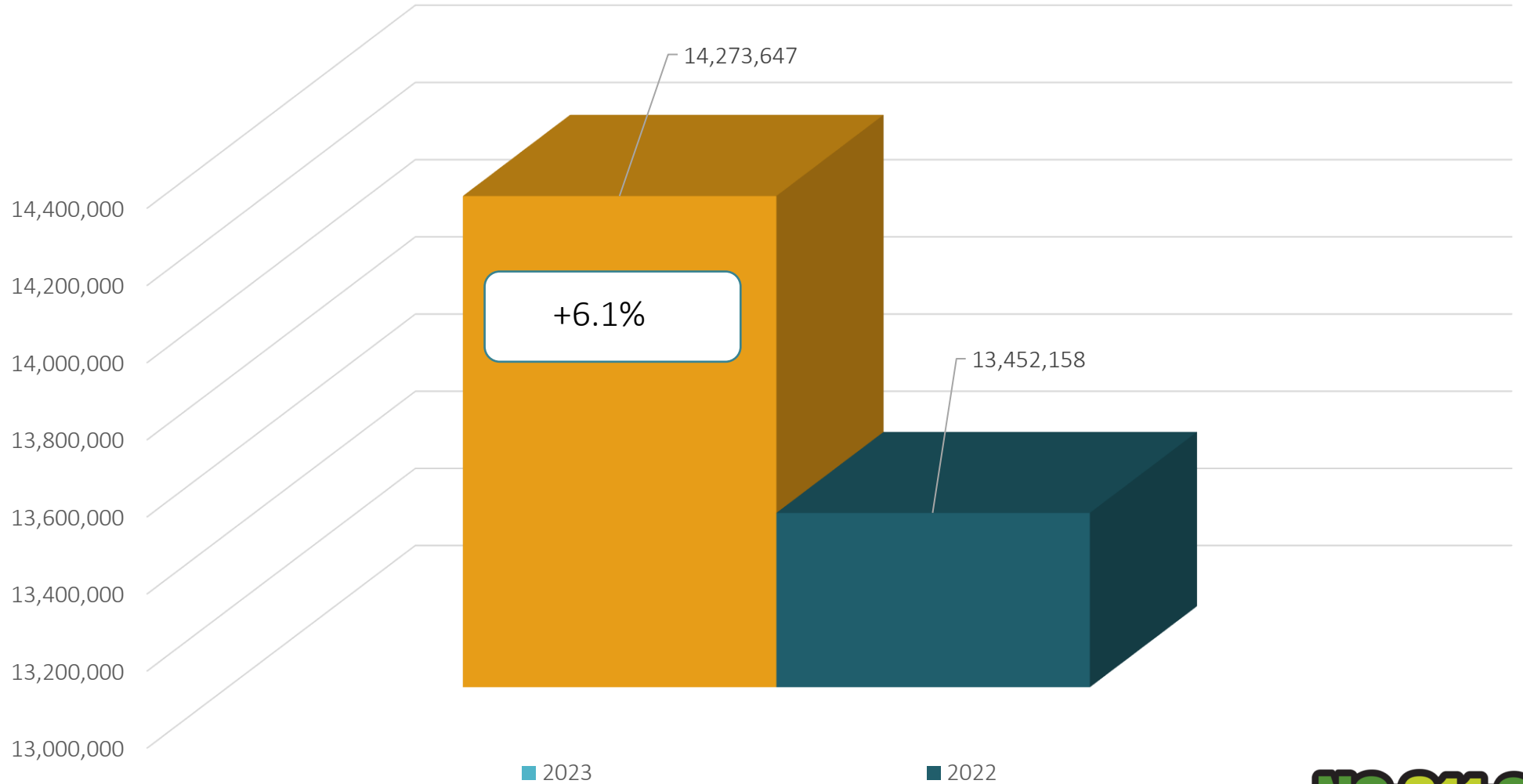



Transmissions MTD 2023 – 998,892 / 2022 – 915,621 = +9.1%
Transmissions YTD 2023 – 14,273,647 / 2022 – 13,452,158 = +6.1%



Transmissions for NC

YTD 2023 vs 2022



Transmissions MTD 2023 – 998,892 / 2022 – 915,621 = +9.1%
Transmissions YTD 2023 – 14,273,647 / 2022 – 13,452,158 = +6.1%



COUNTY TICKET VOLUME

2023 VS 2022

Harnett	3 HR	CNCL	NEW	RXMT	UPDT	TOTAL Tickets
2022	215	16	1543	175	1124	3073
2023	91	10	1631	27	1411	3170
+/- Var	-57.7%	100.0%	5.7%	-84.6%	25.5%	3.2%
			Avg Locates per Day			167

COUNTY TICKET VOLUME

2023 VS 2022

Johnston	3 HR	CNCL	NEW	RXMT	UPDT	TOTAL Tickets
2022	255	117	3012	60	1960	5404
2023	129	27	2112	132	1392	3792
+/- Var	-49.4%	0.0%	-29.9%	120.0%	-29.0%	-29.8%
			Avg Locates per Day			200

COUNTY TICKET VOLUME

YTD VS PREVIOUS
YEAR

Harnett	3 HR	CNCL	NEW	RXMT	UPDT	TOTAL Tickets
2022	1764	231	21493	723	13131	37342
2023	2061	348	24587	893	18232	46121
+/- Var	16.8%	50.6%	14.4%	23.5%	38.8%	23.5%
			Avg Locates per Day			185

COUNTY TICKET VOLUME

YTD VS PREVIOUS
YEAR

Johnston	3 HR	CNCL	NEW	RXMT	UPDT	TOTAL Tickets
2022	3516	680	40845	1307	22697	69045
2023	2499	390	36016	1456	21250	61611
+/- Var	-28.9%	-42.6%	-11.8%	11.4%	-6.4%	-10.8%
			Avg Locates per Day			247

COUNTY TICKET DISTRIBUTION

County/Place	Dec
HARNETT	3170
ANDERSON CREEK	112
ANGIER	1073
AVERASBORO	94
BARBECUE	39
BROADWAY	44
BUNNLEVEL	29
CHALYBEATE SPRINGS	78
COATS	47
COKESBURY	44
DUNCAN	46
DUNN	717
ERWIN	74
HARNETT	19
JOHNSONVILLE	46
KIPLING	72
LILLINGTON	487
OLIVIA	11
OVERHILLS	19
SPOUT SPRINGS	99

COUNTY TICKET DISTRIBUTION

County/Place	Dec
JOHNSTON	3792
ARCHER LODGE	78
BENSON	343
CLAYTON	1807
EDMONDSON	17
FOUR OAKS	169
HEFLIN	11
HOCUTTS CROSSROADS	27
KENLY	262
MCGEE CROSSROADS	59
MICRO	11
PRINCETON	69
SELMA	244
SMITHFIELD	326
WILLOW SPRINGS	108
WILSONS MILLS	155
ZEBULON	59

Top 10 Callers for -



Harnett	Name	Totals
1	R H UNDERGROUND, LLC	343
2	RG COMMUNICATIONS, INC	232
3	MASTEC	174
4	FLATIRON CONSTRUCTION	168
5	S T WOOTEN CORPORATION	108
6	WELLONS CONSTRUCTION	77
7	CABLE EAST, INC	76
8	PIKE ELECTRIC	68
9	D & A UTILITIES, LLC	65
10	MASTEC	61

Top 10 Callers for -



Johnston	Name	Total s
1	RG COMMUNICATIONS, INC	308
2	PIKE ELECTRIC	192
3	AT&T UTILITY OPERATIONS	169
4	J F WILKERSON CONTRACTING CO	157
5	PIKE ELECTRIC	110
6	S T WOOTEN CORPORATION	100
7	DEN UNDERGROUND	92
8	MASTEC	90
9	ALONSO'S CONSTRUCTION CO	82
10	STUCKEYS BACKHOE SERVICE	78

DAMAGES



DIRT Damage Information
Reporting Tool

Damages Reported for December



NC-Alamance	18
NC-Alexander	3
NC-Anson	3
NC-Bladen	1
NC-Brunswick	5
NC-Buncombe	12
NC-Burke	3
NC-Cabarrus	4
NC-Caldwell	1
NC-Carteret	2
NC-Catawba	8
NC-Chatham	18
NC-Cherokee	1
NC-Clay	1
NC-Cleveland	6
NC-Columbus	2
NC-Craven	8
NC-Cumberland	25
NC-Currituck	2
NC-Dare	7
NC-Davidson	7
NC-Davie	2

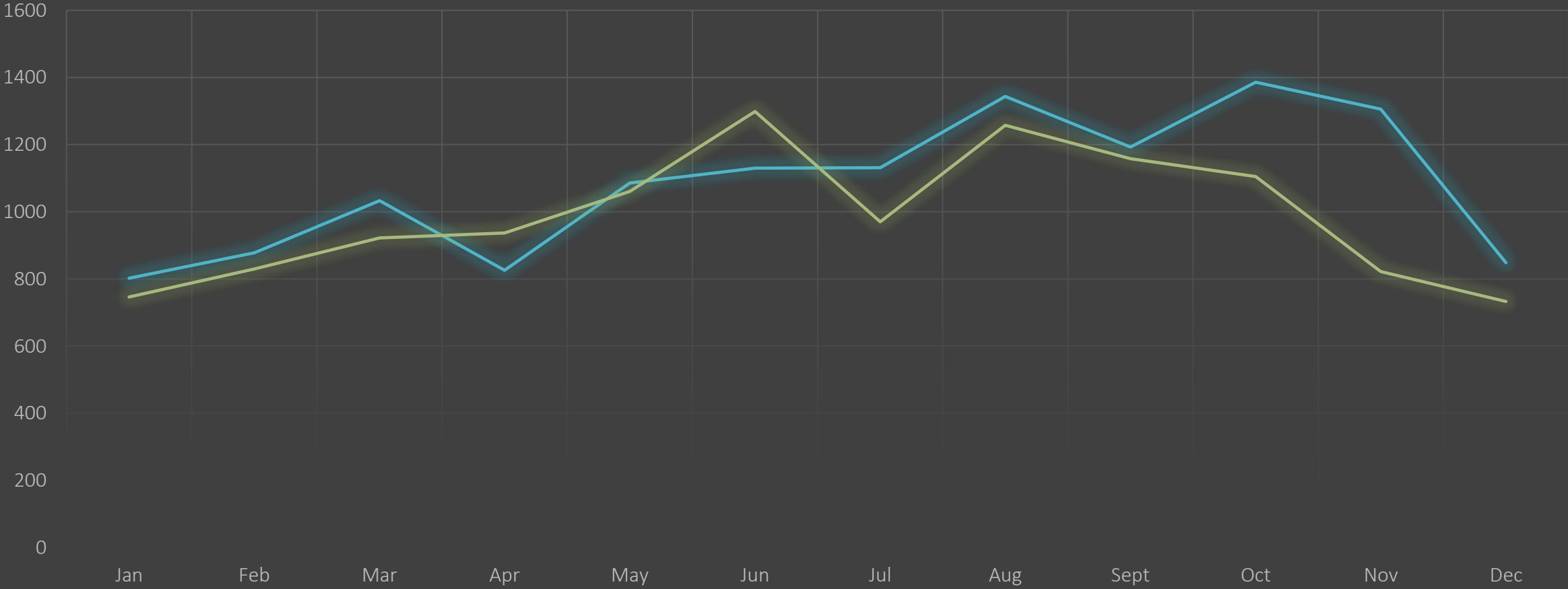
NC-Duplin	1
NC-Durham	47
NC-Edgecombe	1
NC-Forsyth	32
NC-Franklin	7
NC-Gaston	26
NC-Graham	1
NC-Granville	3
NC-Greene	2
NC-Guilford	51
NC-Harnett	18
NC-Henderson	6
NC-Hertford	6
NC-Hoke	2
NC-Iredell	19
NC-Johnston	15
NC-Lee	6
NC-Lincoln	4
NC-McDowell	2
NC-Mecklenburg	158
NC-Moore	14
NC-Nash	4
NC-New Hanover	14
NC-Onslow	15
NC-Orange	68

NC-Pamlico	1
NC-Pender	3
NC-Perquimans	2
NC-Person	2
NC-Pitt	5
NC-Polk	1
NC-Randolph	7
NC-Robeson	2
NC-Rockingham	8
NC-Rowan	10
NC-Rutherford	3
NC-Sampson	1
NC-Stokes	1
NC-Surry	1
NC-Union	14
NC-Vance	3
NC-Wake	111
NC-Wayne	8
NC-Wilson	2
NC-Yadkin	2

Grand Total 848

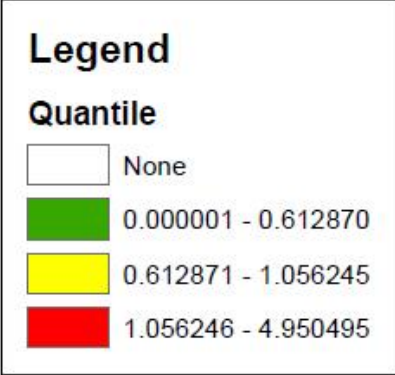
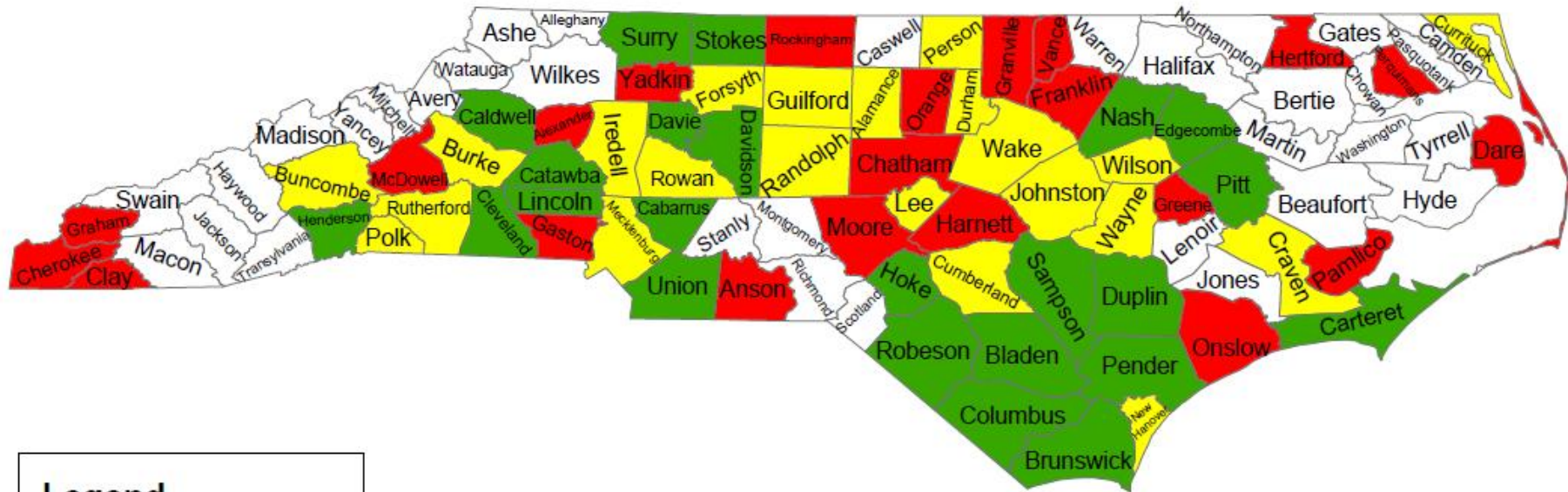
Damages in North Carolina 2022 vs 2023

— 2023 — 2022



Damages Per Transmissions

December 2023



HARNETT/JOHNSTON COUNTY UTILITY COORDINATION COMMITTEE

Minutes of January 16, 2024

Meeting held at Sherry's Bakery
122 N Wilson Avenue
Dunn, NC 28334

Members present:

Parrish Reddick	NC811
Dalten Johnson	Town of Angier
Brandon Johnson	Town of Angier
Jimmy Cook	Town of Angier
Matt Sharpe	Vermeer
Jesse Watts	Vermeer
Randy Johnson	Vermeer
Hunter Barnes	Town of Lillington
Kacey Johnson	SREMC
Andrew Smith	SREMC

Projects:

SREMC – Creekside Oaks North and South off of Nursery Rd., Anderson Creek Crossing extension, Boone Trail Village off of Griffin Rd., potential subdivision near Peach Farm Rd and 421.

Town of Angier – Subdivisions, 55 Bypass, core system replacement, Ting fiber project.

Town of Lillington – subdivisions, fiber.

Discussion:

NC811 report: Lesley Brouillard with NC811 is sending out a request for updates this month for maps and information. Overall locate tickets were up 7.2% from last year. Harnett County had a 14.4% increase in new locates and Johnston County had a 11.8% decrease. There were 18 damages reported in Harnett County and 15 in Johnston County in December. RH Underground called in the most locate tickets in Harnett County in December, RG Communications called in the most in Johnston County. Parrish also went over some specific damages in Harnett County.

Annual Contractors Awareness/ Damage Prevention breakfast is coming up in March. We need speakers and donations, if anyone can help please let us know. Vermeer has offered to help with the catering cost.

Andrew reminded everyone to white line and to invite contractors to our meetings, he then adjourned the meeting.

NEXT MEETING:

**February 20, 2024 at Noon
Sherry's Bakery in Dunn, NC**

