




NC811
MONTHLY
UPDATE
JUNE 2024

HARNETT-JOHNSTON
UCC



JUNE IS NATIONAL SAFETY MONTH





SCAN TO APPLY

UPCOMING MEETINGS

- **NC State UCC Meeting**
Tuesday, July 9 from 10 to 12
Charlotte Water, 4100 W Tyvola Rd, Charlotte
- **Underground Damage Prevention Review Board**
Wednesday, July 10 from 10 to 4
NC811 Events Center, Greensboro
<https://udprb.nc.gov/Reporting-a-Violation>
- **Locate Resolution Partnership Committee**
Wednesday, July 17 from 11 to 1
NC811 Events Center, Greensboro
<https://ncucc.org/locate-resolution-partnership-committee/>



UPCOMING MEETINGS

- **NC811 Board Meeting**
Friday, July 19 from 8 to 12
Crowne Plaza Resort, 1 Resort Dr, Asheville

Contact Virginia: virginia@nc811.org





TRENCH SAFETY STAND DOWN WEEK

JUNE 17-23, 2024

What is a Safety Stand Down?

A Safety Stand Down presents the opportunity for employers to talk directly to employees and others about safety.

These Stand Downs will focus on trench & excavation hazards and reinforce the importance of using trench protective systems and protecting workers from trenching hazards.

Visit: <http://nuca.com/tssd/>

CALENDAR

NC811 & NCUCC event calendars can be found on nc811.org or the nc811 app



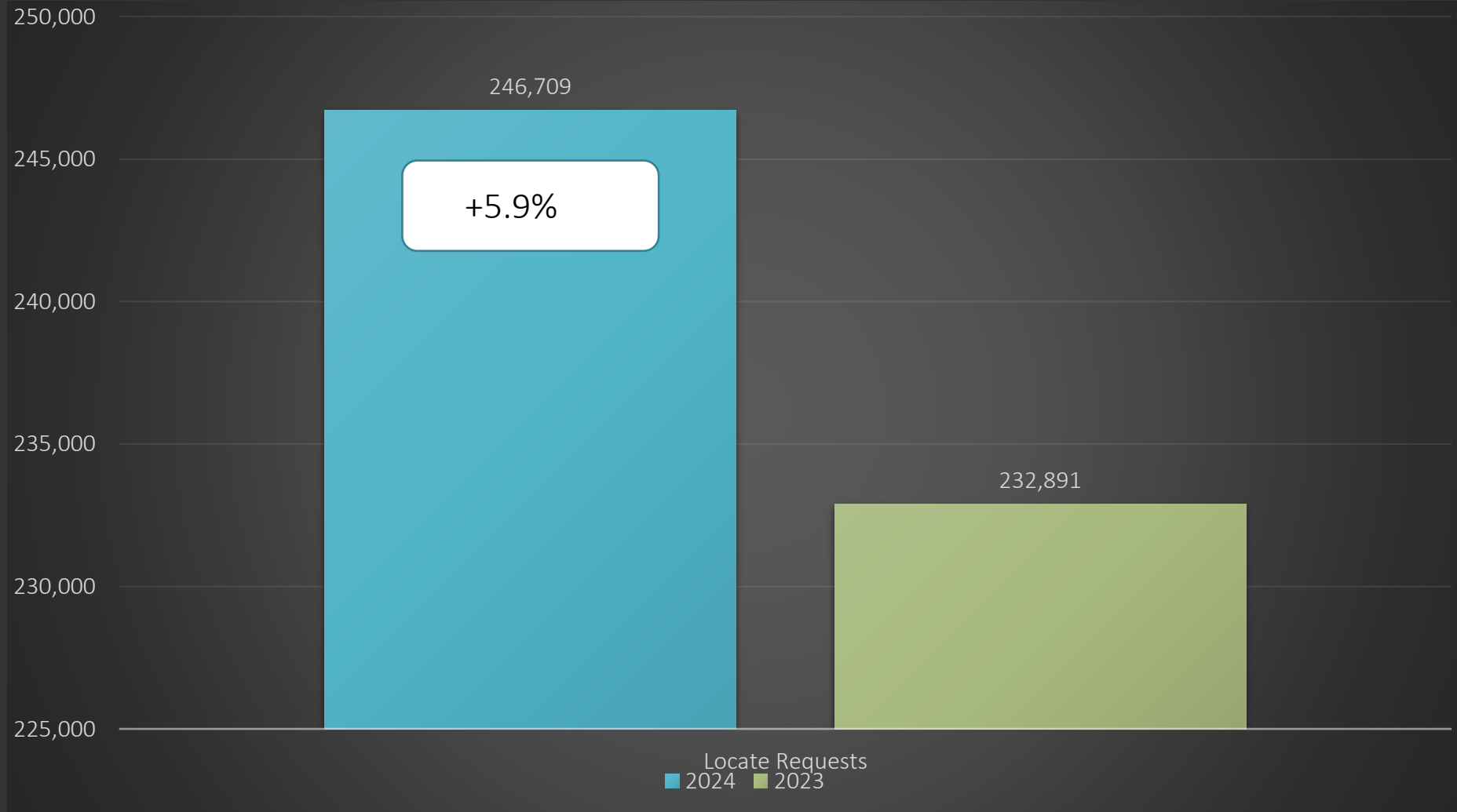


DATA INSIGHTS

Locate Request,
Transmissions,
County ticket
volume
and distribution



Locate Requests for NC - May 2024 vs 2023

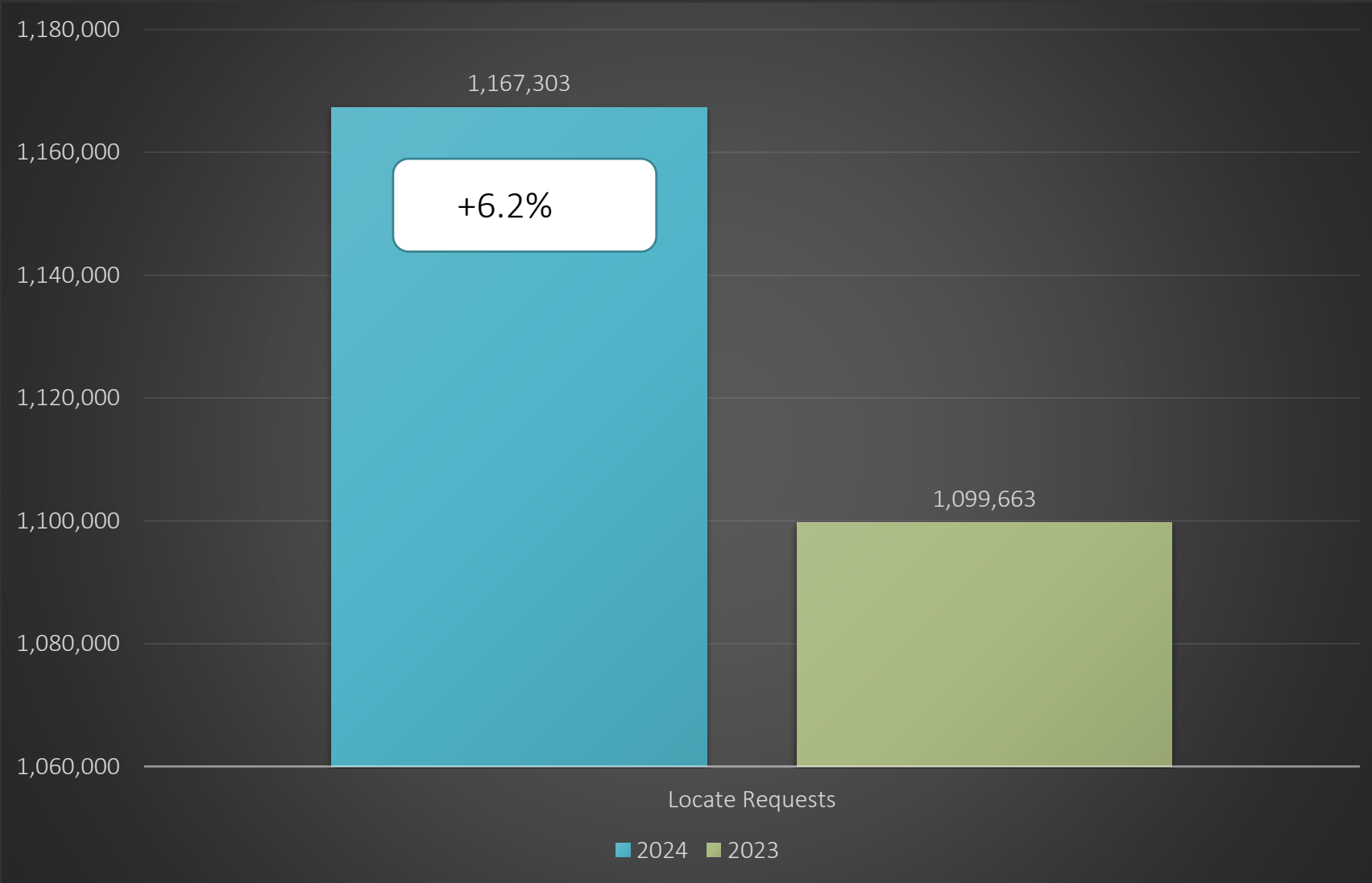


MTD May 2024 – 246,709 / 2023 – 232,891=(5.9%)

YTD 2024 – 1,167,303/ 2023 – 1,099,663 = +6.2 %

Updates for March 2024 – (79,139) = 32.1% of volume / April 31% = -1.1% (Increase the month before)

Locate Requests for NC - YTD



MTD May 2024 – 246,709 / 2023 – 232,891=(5.9%)

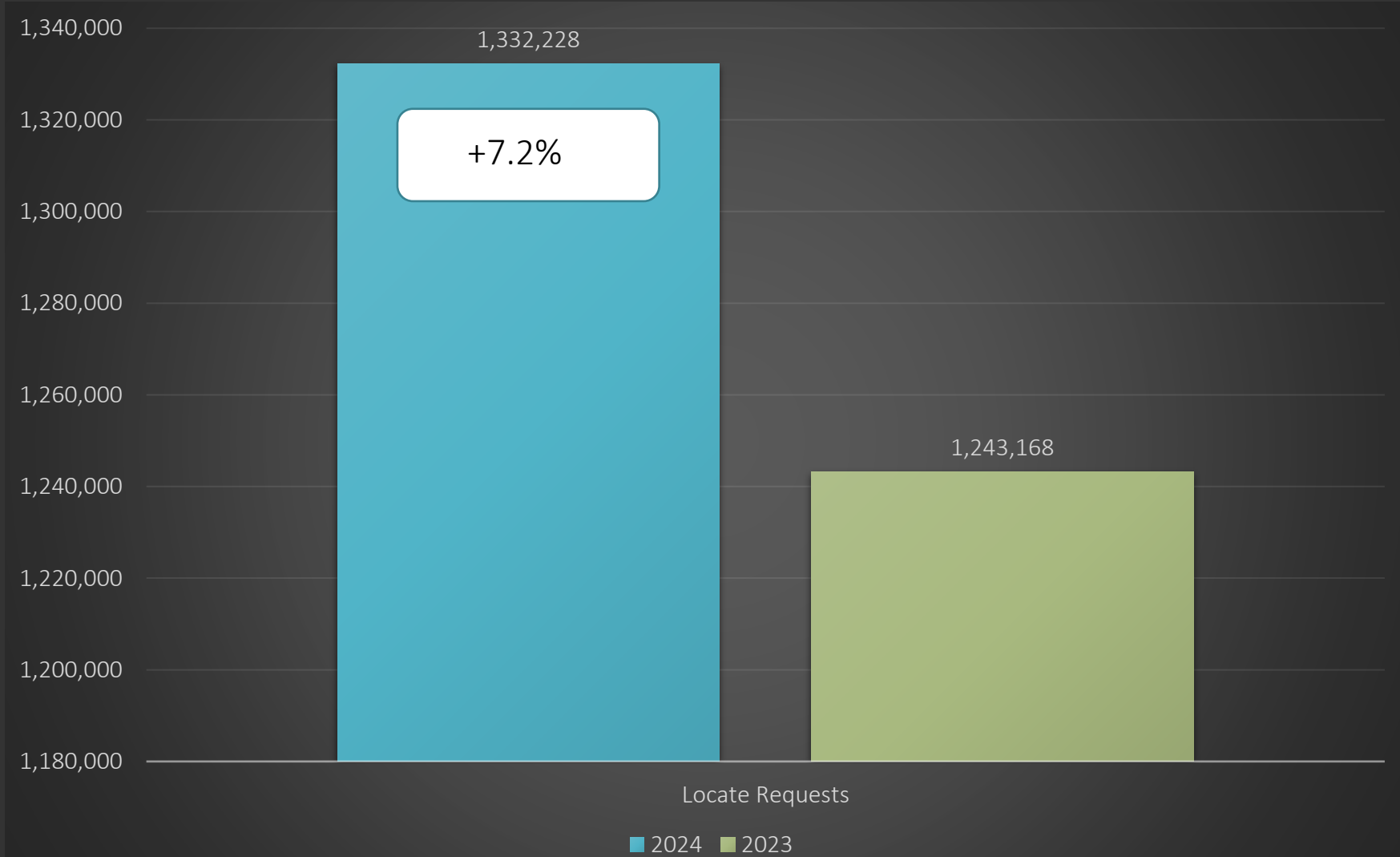
YTD 2024 – 1,167,303/ 2023 – 1,099,663 = +6.2 %

Updates for March 2024 – (79,139) = 32.1% of volume / April 31% = -1.1% (Increase the month before)





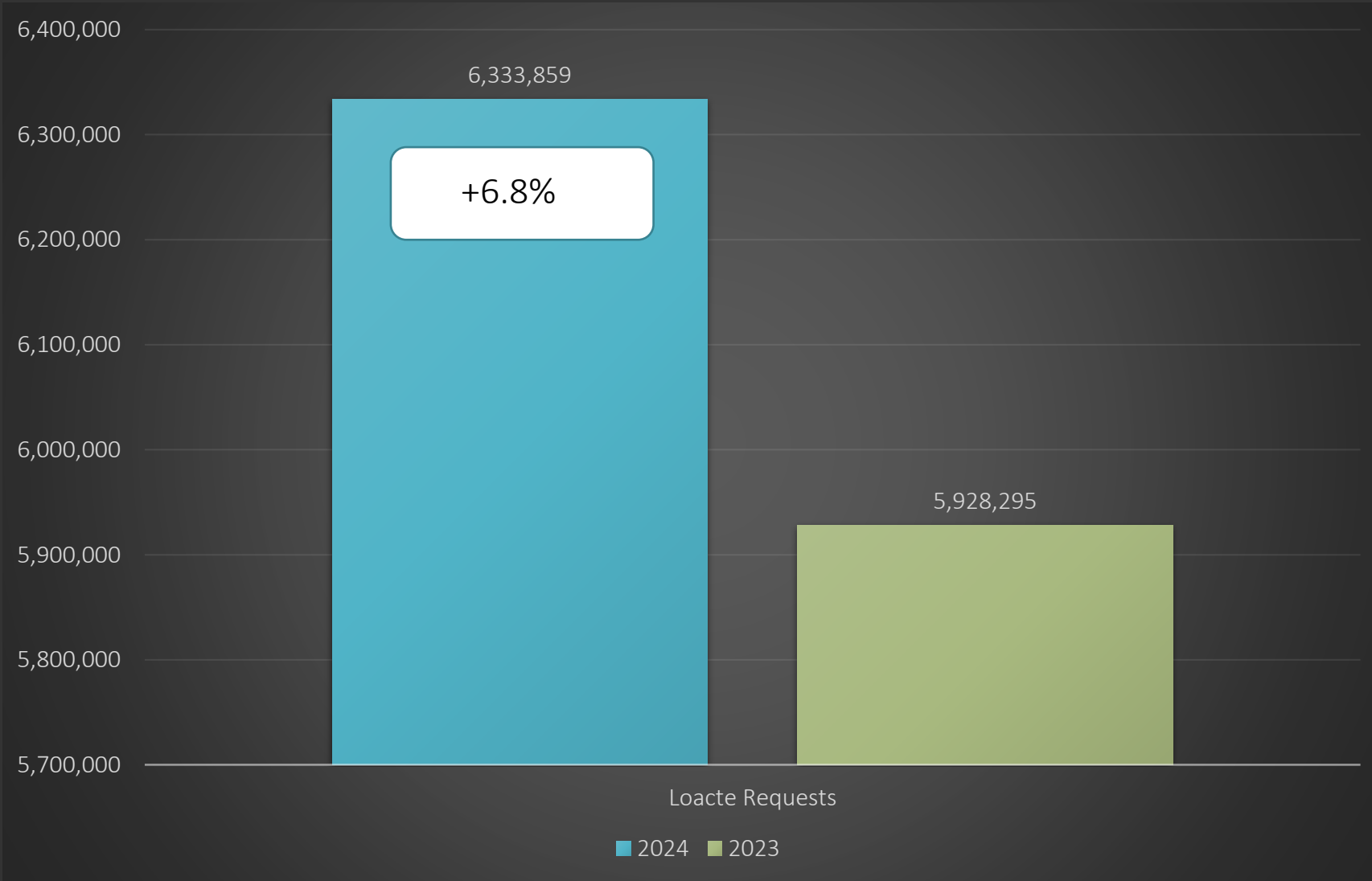
Transmissions for NC - May 24 vs 23



Transmissions MTD 2024– 1,332,228 / 2023 – 1,243,168= (+7.2%)

Transmissions YTD 2024– 6,333,859/ 2023 – 5,928,295= +6.8%

Transmissions for NC - YTD 2024



Transmissions MTD 2024– 1,332,228 / 2023 – 1,243,168= (+7.2%)

Transmissions YTD 2024– 6,333,859/ 2023 – 5,928,295= +6.8%



COUNTY TICKET

2024 VS 2023

Harnett	3 HR	CNCL	NEW	RXMT	UPDT	TOTAL Tickets
2023	104	8	2086	52	1575	3825
2024	417	43	2629	104	1954	5147
+/- Var	301.0%	437.5%	26.0%	100.0%	24.1%	34.6%
			Avg Locates per Day			234

COUNTY TICKET

2024 VS 2023

						TOTAL Tickets
Johnston	3 HR	CNCL	NEW	RXMT	UPDT	
2023	181	37	3102	124	1951	5395
2024	154	29	3368	83	1411	5045
+/- Var	-14.9%	-21.6%	8.6%	-33.1%	-27.7%	-6.5%
			Avg Locates per Day			229

COUNTY TICKET

YTD VS PREVIOUS
YEAR

Harnett	3 HR	CNCL	NEW	RXMT	UPDT	TOTAL Tickets
2023	857	164	10552	387	7685	19645
2024	1224	193	11311	575	7198	20501
+/- Var	42.8%	17.7%	7.2%	48.6%	-6.3%	4.4%
			Avg Locates per Day			197

COUNTY TICKET

YTD VS PREVIOUS
YEAR

						TOTAL Tickets
Johnston	3 HR	CNCL	NEW	RXMT	UPDT	
2023	1313	169	16086	425	10596	28589
2024	855	216	15826	748	7532	25177
+/- Var	-34.9%	27.8%	-1.6%	76.0%	-28.9%	-11.9%
			Avg Locates per Day			242

COUNTY TICKET DISTRIBUTION - MAY

HARNETT	5147
ANDERSON CREEK	980
ANGIER	1365
AVERASBORO	107
BARBECUE	233
BROADWAY	97
BUNNLEVEL	59
CHALYBEATE SPRINGS	112
COATS	43
COKESBURY	11
DUNCAN	38
DUNN	718
ERWIN	152
HARNETT	96
JOHNSONVILLE	27
KIPLING	113
LILLINGTON	854
OLIVIA	27
SPOUT SPRINGS	75
TWIN LAKES	14

COUNTY TICKET DISTRIBUTION - MAY

JOHNSTON	5045
ALLENS CROSSROADS	16
ARCHER LODGE	107
BENSON	595
CLAYTON	1902
CORINTH HOLDERS	14
EDMONDSON	16
EMIT	13
FOUR OAKS	343
HOCUTTS CROSSROADS	16
KENLY	196
MCGEE CROSSROADS	56
PINE LEVEL	10
PRINCETON	91
SELMA	382
SMITHFIELD	639
STANCILS CHAPEL	22
WILLOW SPRINGS	134
WILSONS MILLS	205
ZEBULON	215

Top 10 Callers for -

Harnett	Name	Totals
1	DEN UNDERGROUND	639
2	EVERGREEN LANDSCAPING & MAINTENANCE, INC	198
3	FLATIRON CONSTRUCTION	176
4	DIVERSIFIED UTILITY GROUP, LLC	169
5	RG COMMUNICATIONS, INC	164
6	PARKER STOCKSTILL CONSTRUCTION, INC	163
7	UMANA DIRECTIONAL BORING LLC	150
8	UNDERGROUND ARREAGA INC.	150
9	PIKE ELECTRIC	146
10	D & A UTILITIES, LLC	129

Top 10 Callers for -

Johnston	Name	Totals
1	RG COMMUNICATIONS, INC	307
2	PIKE ELECTRIC	300
3	AT&T UTILITY OPERATIONS	142
4	S T WOOTEN CORPORATION	102
5	PARKER STOCKSTILL CONSTRUCTION, INC	93
6	STUCKEYS BACKHOE SERVICE	91
7	PIEDMONT UTILITY GROUP, LLC	86
8	K AND L UNDERGROUND	85
9	FLAT IRON CONSTRUCTORS	84
10	ALONSO'S CONSTRUCTION CO	76

DAMAGES

DIRT Damage Information
Reporting Tool



May Damages

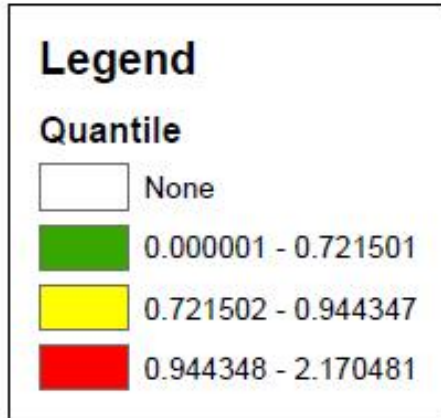
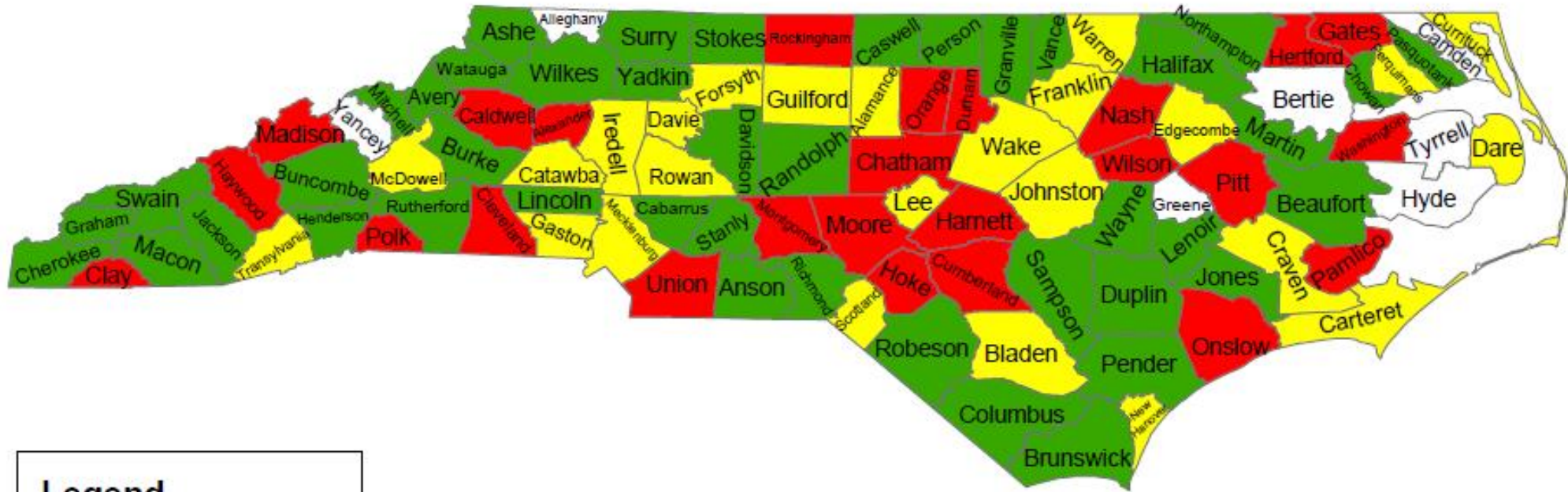
NC-Alamance	13
NC-Alexander	4
NC-Avery	1
NC-Beaufort	2
NC-Bladen	1
NC-Brunswick	18
NC-Buncombe	14
NC-Burke	3
NC-Cabarrus	13
NC-Caldwell	8
NC-Carteret	4
NC-Caswell	1
NC-Catawba	34
NC-Chatham	17
NC-Chowan	1
NC-Clay	2
NC-Cleveland	13
NC-Columbus	4
NC-Craven	2
NC-Cumberland	52
NC-Currituck	6
NC-Dare	9

NC-Davidson	12
NC-Davie	7
NC-Duplin	2
NC-Durham	51
NC-Edgecombe	3
NC-Forsyth	30
NC-Franklin	7
NC-Gaston	25
NC-Guilford	40
NC-Halifax	1
NC-Harnett	25
NC-Haywood	7
NC-Henderson	17
NC-Hoke	15
NC-Iredell	34
NC-Johnston	10
NC-Jones	1
NC-Lee	8
NC-Lenoir	4
NC-Lincoln	6
NC-Macon	2
NC-Martin	1
NC-Mecklenburg	216
NC-Montgomery	3
NC-Moore	17

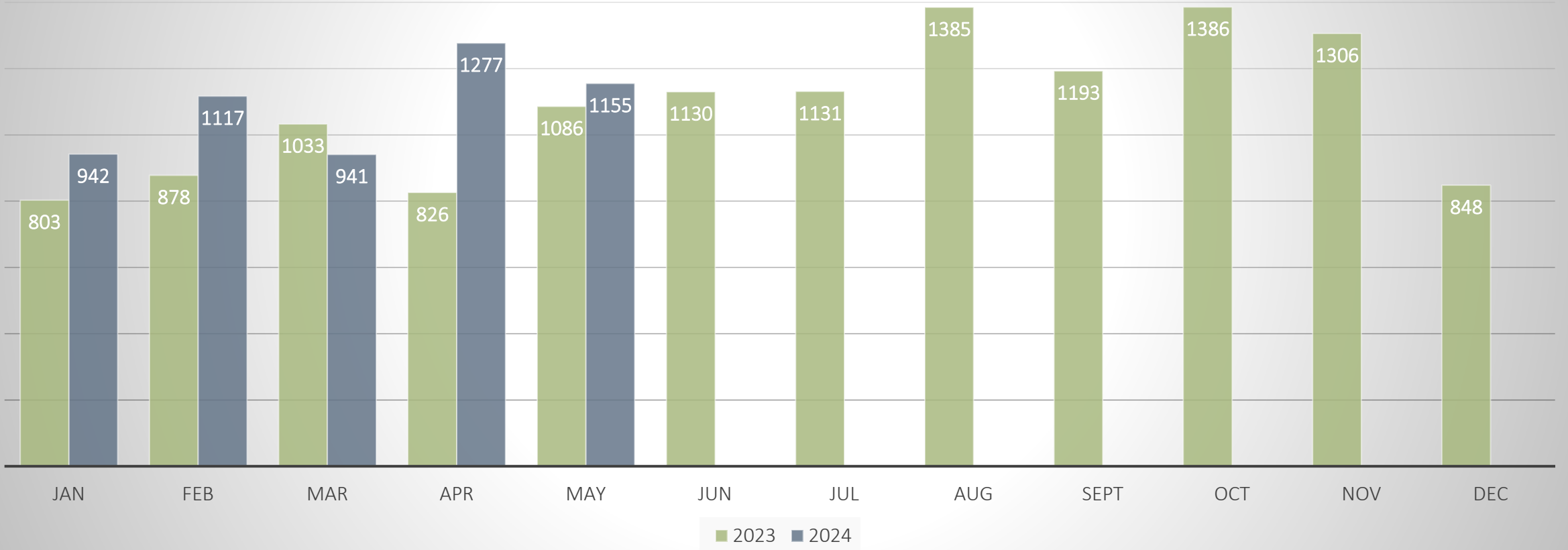
NC-Nash	21
NC-New Hanover	28
NC-Onslow	22
NC-Orange	31
NC-Pamlico	1
NC-Pasquotank	1
NC-Pender	7
NC-Perquimans	4
NC-Person	2
NC-Pitt	20
NC-Polk	1
NC-Randolph	3
NC-Robeson	3
NC-Rockingham	7
NC-Rowan	7
NC-Rutherford	4
NC-Scotland	2
NC-Stanly	5
NC-Stokes	1
NC-Surry	1
NC-Transylvania	3
NC-Union	43
NC-Wake	163
NC-Watauga	2
NC-Wayne	2
NC-Wilkes	1
NC-Wilson	3
NC-Yadkin	1

Grand Total 1,155

Damages Per 1,000 Transmissions



Damages in North Carolina 2024 vs 2023



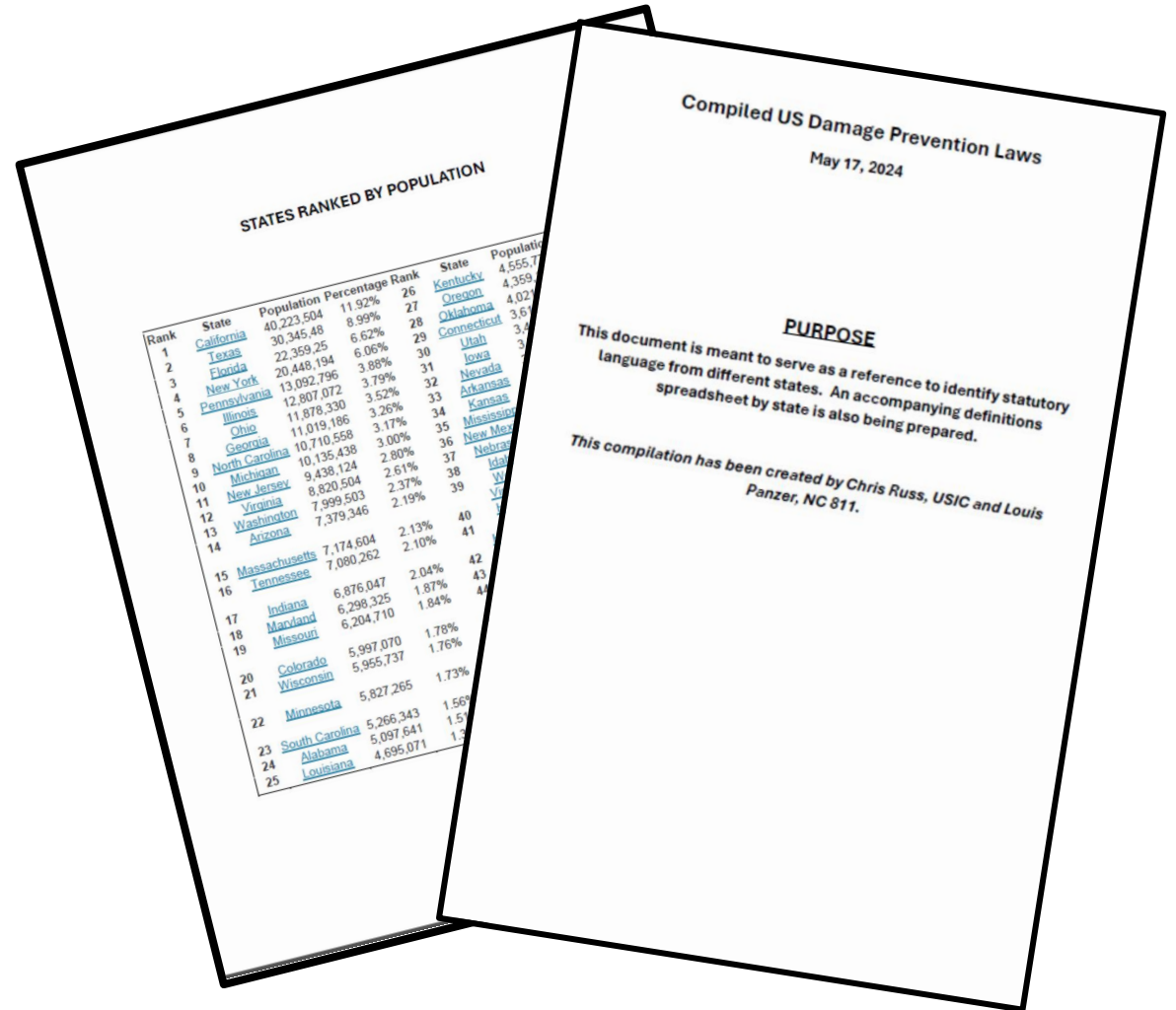
- Task Team Formed
- Senator Sponsors (Lazzara, Rep. Arp)
- Two Meetings Occurred
- Shared Compilation of All State Laws (990 pages worth)
- Redlined Document Shared With Task Team
- Goal is completed language for 2025

STATES RANKED BY POPULATION

Rank	State	Population	Percentage	Rank	State	Population	Percentage
1	California	40,223,504	11.92%	26	Kentucky	4,555,777	1.35%
2	Texas	30,345,48	8.99%	27	Oregon	4,359,110	1.29%
3	Florida	22,359,25	6.62%	28	Oklahoma	4,021,753	1.19%
4	New York	20,448,194	6.06%	29	Connecticut	3,615,499	1.07%
5	Pennsylvania	13,092,796	3.88%	30	Utah	3,423,935	1.01%
6	Illinois	12,807,072	3.79%	31	Iowa	3,233,572	0.96%
7	Ohio	11,878,330	3.52%	32	Nevada	3,225,832	0.96%
8	Georgia	11,019,186	3.26%	33	Arkansas	3,040,207	0.90%
9	North Carolina	10,710,558	3.17%	34	Kansas	2,963,308	0.88%
10	Michigan	10,135,438	3.00%	35	Mississippi	2,959,473	0.88%
11	New Jersey	9,438,124	2.80%	36	New Mexico	2,135,024	0.63%
12	Virginia	8,820,504	2.61%	37	Nebraska	2,002,052	0.59%
13	Washington	7,999,503	2.37%	38	Idaho	1,920,562	0.57%
14	Arizona	7,379,346	2.19%	39	West Virginia	1,775,932	0.53%
15	Massachusetts	7,174,604	2.13%	40	Hawaii	1,483,762	0.44%
16	Tennessee	7,080,262	2.10%	41	New Hampshire	1,395,847	0.41%
17	Indiana	6,876,047	2.04%	42	Maine	1,372,559	0.41%
18	Maryland	6,298,325	1.87%	43	Montana	1,112,668	0.33%
19	Missouri	6,204,710	1.84%	44	Rhode Island	1,110,822	0.33%
20	Colorado	5,997,070	1.78%	45	Delaware	1,017,551	0.30%
21	Wisconsin	5,955,737	1.76%	46	South Dakota	908,414	0.27%
22	Minnesota	5,827,265	1.73%	47	North Dakota	811,044	0.24%
23	South Carolina	5,266,343	1.56%	48	Alaska	740,339	0.22%
24	Alabama	5,097,641	1.51%	49	Vermont	647,156	0.19%
25	Louisiana	4,695,071	1.39%	50	Wyoming	583,279	0.17%



- Tolerance Zone (24-18 inches)
- Ticket Life (15-30 working days)
- Hinging the locate time to the work date
- Clarifying ticket size
- Mark Maintenance
- Enforcement items



NOTE: 5.78% of US population in NC and VA.
Reach out if you would like a copy of compiled laws document.





NC 811.ORG EDUCATION TEAM



Parrish Reddick
Piedmont Liaison



Steven Moore
Media Relations Specialist



Ann Rushing
Education Manager



Tami Groves
Southeast Liaison



Howard Corey
Eastern Liaison



Tyler Ross
Western Liaison



Follow NCUCC on Facebook. There we will post meeting info, schedules, photos and videos and joint conference updates.

facebook.com/ncucc1

THANK YOU

A copy of this presentation is available at www.ncucc.org

If this meeting was virtual or hybrid, a video is available on ncucc.org. Go to County UCC's.

The video will be listed under the month and year the meeting took place.

HARNETT/JOHNSTON COUNTY UTILITY COORDINATION COMMITTEE

Minutes of June 18, 2024

Meeting held at Sherry's Bakery
122 N Wilson Avenue
Dunn, NC 28334

Members present:

Parrish Reddick	NC811
Kacey Johnson	SREMC
Andrew Smith	SREMC
Steve Holmes	SREMC

Projects:

SREMC – 7 subdivisions in Harnett County, mostly in the Anderson Creek area. Johnston County – project on Surles Rd has been completed and Chantilly Preserve is complete; three phase project on Stricklands Crossroads Road near I40 bridge.

Discussion:

NC811 report: June is National Safety Month. NC811 has a job opening for a Liaison in the Western part of North Carolina. He presented all of the upcoming meetings and they are in the attached NC811 presentation. June 17th through 23rd is Trench Safety Stand Down Week. Overall locate tickets were up 6.2% from last year. Harnett County had a 7.2% increase in new locates YTD and Johnston County had a 1.6% decrease. DEN Underground was the top caller for Harnett County in May and RG Communications called in the most for Johnston County. There were 25 damages reported in Harnett County and 10 in Johnston County in May. Per Parrish, a Task Team has been formed in NC to reassess the dig law in North Carolina. Changes may be coming next year possibly to tolerance zones, ticket life, locate time, ticket size, maintenance of marks and enforcement.

An issue was brought up about a damage and who should be billed. Contractor denies liability because they called in a ticket and then called in a 3 hour ticket when it wasn't marked. Locate company denies liability because, according to them, it was obvious that there were lines in the ground and they should have used "care" when digging or waited for the locate to be done.

Andrew reminded everyone to white line and to invite contractors to our meetings, he then adjourned the meeting.

NEXT MEETING:

**July 16, 2024 at Noon
Mayflower in Smithfield**

