

**MONTHLY UPDATE
SEPTEMBER 2024**

NEW HANOVER UCC



811

NC 811.ORG



Upcoming meetings

- **Locate Resolution Partnership Committee**
Wednesday, Sept. 25 from 11 to 1
NC811 Events Center, Greensboro
<https://ncucc.org/locate-resolution-partnership-committee/>
- **Underground Damage Prevention Review Board**
Tuesday, Oct. 15 from 10 to 4
NC811 Events Center, Greensboro
<https://udprb.nc.gov/Reporting-a-Violation>



Third Quarter Board Meeting

- ▶ Friday, October 18, 2024
8 am to noon
- ▶ Holiday Inn Resort Lumina
Wrightsville Beach, NC
- ▶ For registration and
booking information
contact Virginia at
virginia@nc811.org





CALENDAR

NC811 & NCUCC
event calendars can
be found on nc811.org
or the nc811 app



✓ **NC811 Data Insights**

Locate requests



Transmissions

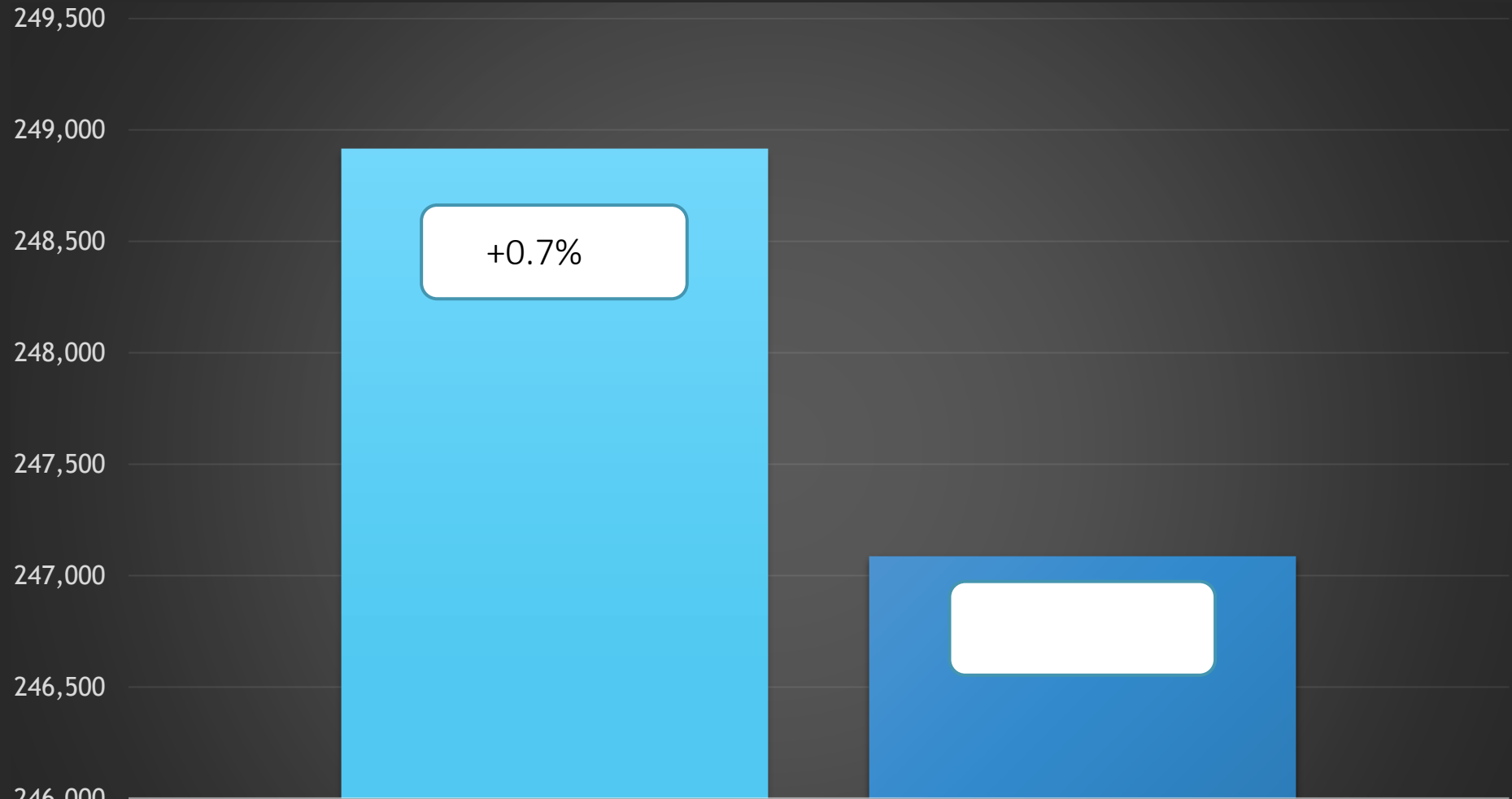


County ticket volume
and distribution





Locate Requests for NC - Aug 24 vs 23



MTD Aug 2024 - 248,916 / 2023 - 247,083=(0.7%)

YTD 2024 - 1,889,666 / 2023 - 1,788.620 = +5.6 %

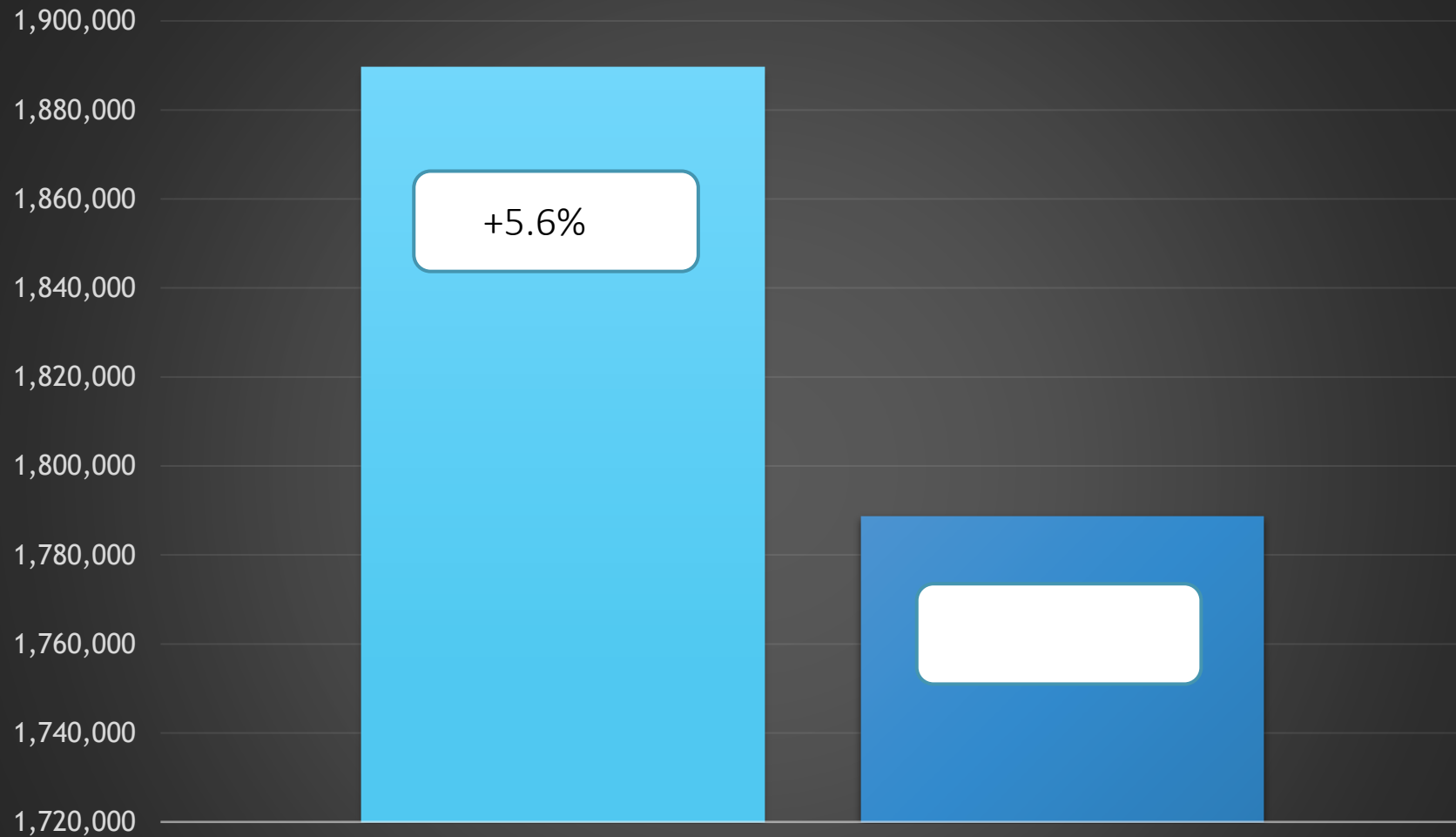
Updates for July 2024 - (79,086) = 32.8% of volume / July 2024 =

32% (.8% Increase from the month before)

Locate Requests

■ 2024 ■ 2023

Locate Requests for NC - YTD




Locate Requests

MTD Aug 2024 - 248,916 / 2023 - 247,083=(0.7%)

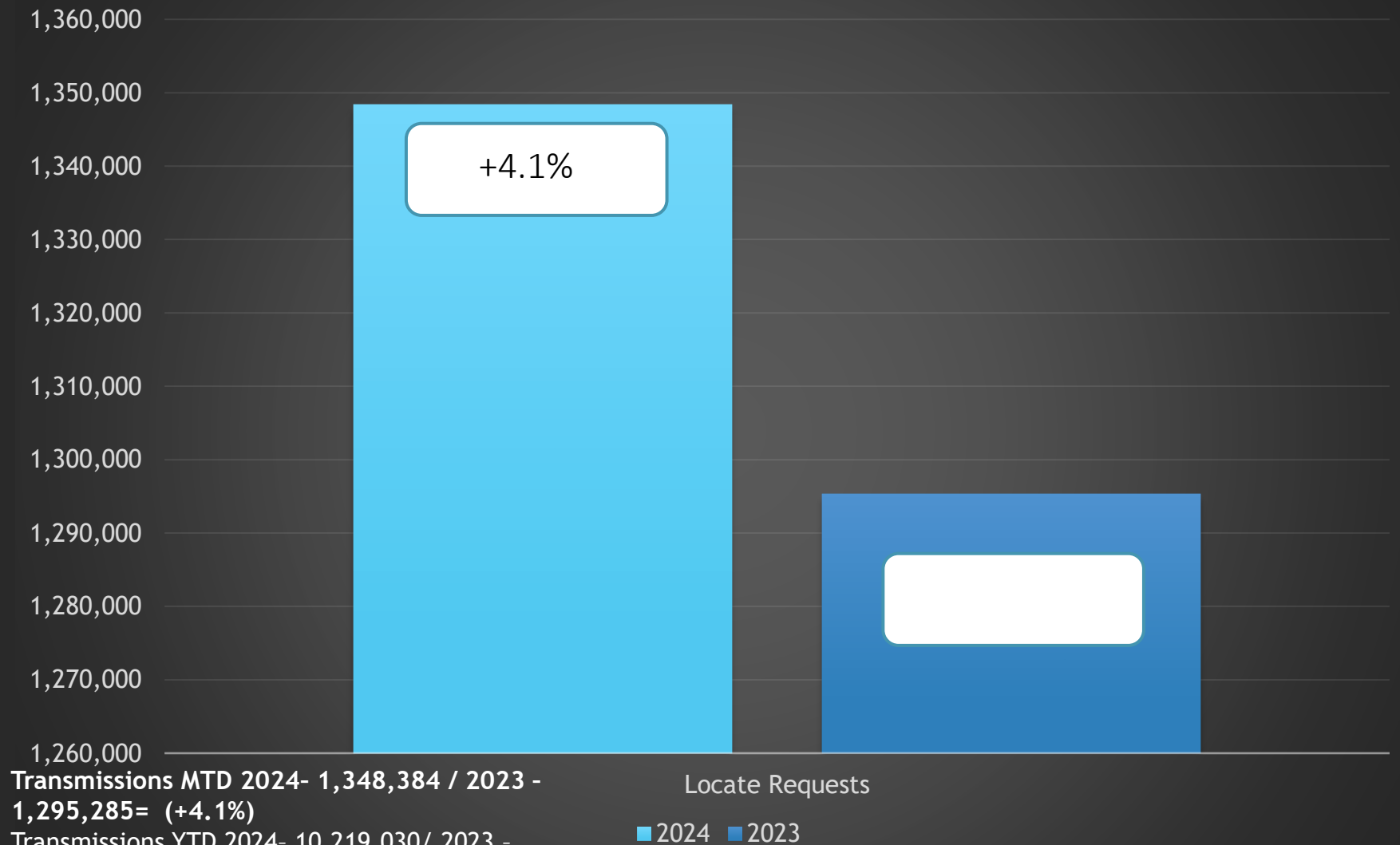
YTD 2024 - 1,889,666/ 2023 - 1,788.620 = +5.6 %

Updates for July 2024 - (79,086) = 32.8% of volume / July 2024 = 32% (.8% Increase from the month before)





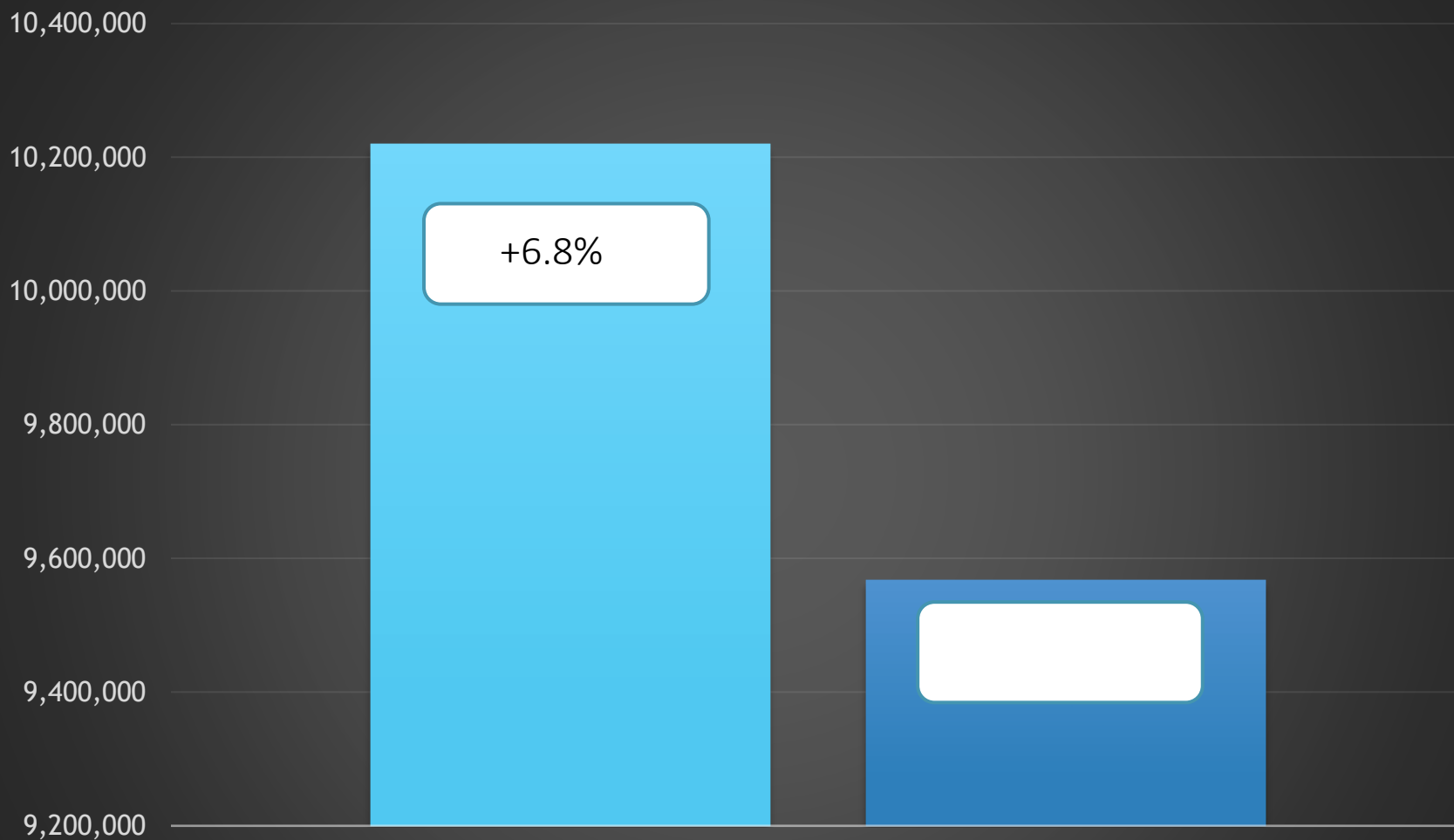
Transmissions for NC - Aug. 24 vs 23



Transmissions MTD 2024- 1,348,384 / 2023 - 1,295,285= (+4.1%)

Transmissions YTD 2024- 10,219,030 / 2023 - 9,567,649= +6.8%

Transmissions for NC - YTD 2024



Transmissions MTD 2024- 1,348,384 / 2023 - 1,295,285= (+4.1%)

Transmissions YTD 2024- 10,219,030/ 2023 - 9,567,649= +6.8%

■ 2024 ■ 2023

Loacte Requests



County ticket Volume

2024 VS 2023

Brunswick	3 HR	CNCL	NEW	RXMT	UPDT	TOTAL Tickets
2023	106	49	3615	62	1773	5605
2024	118	44	3875	53	1914	6004
	11.3%	-10.2%	7.2%	-14.5%	8.0%	7.1%
				Locates per day		316

County ticket Volume

YTD VS PREVIOUS YEAR

Brunswick	3 HR	CNCL	NEW	RXMT	UPDT	TOTAL Tickets
2023	985	362	28946	564	12649	43506
2024	993	324	30835	644	13187	45983
	0.8%	-10.5%	6.5%	14.2%	4.3%	5.7%

County ticket distribution - AUGUST

BRUNSWICK	6004
ASH	137
BALD HEAD ISLAND	32
BELVILLE	51
BOILING SPRING LAKES	74
BOLIVIA	588
CALABASH	478
CAROLINA SHORES	184
HOLDEN BEACH	33
LELAND	1302
LONGWOOD	31
NAVASSA	136
NORTHWEST	43
OAK ISLAND	272
OCEAN ISLE BEACH	279
SAINT JAMES	60
SHADY FOREST	12
SHALLOTTE	779
SOUTHPORT	714
SUNSET BEACH	271
SUPPLY	365
TOWN CREEK	21
WINNABOW	125

Top 10 Callers for – Brunswick

1	PIEDMONT UTILITY GROUP, LLC	753
2	FOCUS BROADBAND	439
3	QUANTA SERVICES	427
4	QUANTA SERVICES	270
5	BADGER DAYLIGHTING	248
6	STATE UTILITY CONTRACTORS	210
7	HONEYCUTT CONSTRUCTION SERVICES	171
8	SOUTHEAST CONNECTIONS, LLC	167
9	ATMC	120
10	MASTEC	117

County ticket Volume

2024 VS 2023

New Hanover	3 HR	CNCL	NEW	RXMT	UPDT	TOTAL Tickets
2023	120	15	2706	96	1616	4553
2024	226	35	3020	94	1174	4549
	88.3%	133.3%	11.6%	-2.1%	-27.4%	-0.1%
				Locates per day		239

County ticket Volume

YTD VS PREVIOUS YEAR

New Hanover	3 HR	CNCL	NEW	RXMT	UPDT	TOTAL Tickets
2023	1593	310	21759	832	12945	37439
2024	1380	240	21659	610	9882	33771
	-13.4%	-22.6%	-0.5%	-26.7%	-23.7%	-9.8%

County ticket distribution - AUGUST

NEW HANOVER	4549
CAROLINA BEACH	162
CASTLE HAYNE	195
KINGS GRANT	13
KIRKLAND	12
KURE BEACH	42
MASONBORO	23
MURRAYSVILLE	30
MYRTLE GROVE	22
OGDEN	15
SILVER LAKE	18
WILMINGTON	3920
WRIGHTSBORO	29
WRIGHTSVILLE BEACH	36

Top 10 Callers for – New Hanover

1	MASTEC	519
2	TREMORS	305
3	ADVANCED BORING	197
4	SOUTHEAST CONNECTIONS, LLC	195
5	COLLIERS ENGINEERING AND DESIGN	176
6	AT&T UTILITY OPERATIONS	169
7	SOUTHEASTERN CABLE CONTRACTORS	152
8	ANSCO & ASSOCIATES LLC	129
9	HONEYCUTT CONSTRUCTION SERVICES	128
10	PIEDMONT NATURAL GAS	115

County ticket Volume

2024 VS 2023

Pender	3 HR	CNCL	NEW	RXMT	UPDT	TOTAL Tickets
2023	50	24	1368	28	1582	3052
2024	128	9	1098	16	1084	2335
	156.0%	-62.5%	-19.7%	-42.9%	-31.5%	-23.5%
				Locates per day		123

County ticket Volume

YTD VS PREVIOUS YEAR

Pender	3 HR	CNCL	NEW	RXMT	UPDT	TOTAL Tickets
2023	425	120	9072	341	8420	18378
2024	411	115	10033	315	10207	21081
	-3.3%	-4.2%	10.6%	-7.6%	21.2%	14.7%

County ticket distribution - AUGUST

PENDER	2335
ATKINSON	31
BURGAW	615
CURRIE	45
HAMPSTEAD	766
LONG CREEK	64
MAPLE HILL	13
ROCKY POINT	122
SCOTTS HILL	57
SURF CITY	154
TOPSAIL	31
TOPSAIL BEACH	17
WALLACE	366
WATHA	20
WILLARD	31

Top 10 Callers for - PENDER

1	PIEDMONT UTILITY GROUP, LLC	872
2	MASTEC	178
3	SOUTHEASTERN CABLE CONTRACTORS	82
4	FOCUS BROADBAND	68
5	CONTI ENTERPRISES	56
6	ANSCO & ASSOCIATES LLC	54
7	HONEYCUTT CONSTRUCTION SERVICES	53
8	AT&T UTILITY OPERATIONS	38
9	ATMC	35
10	FOUR COUNTY EMC	31

DAMAGES

DIRT Damage Information
Reporting Tool



August Damages

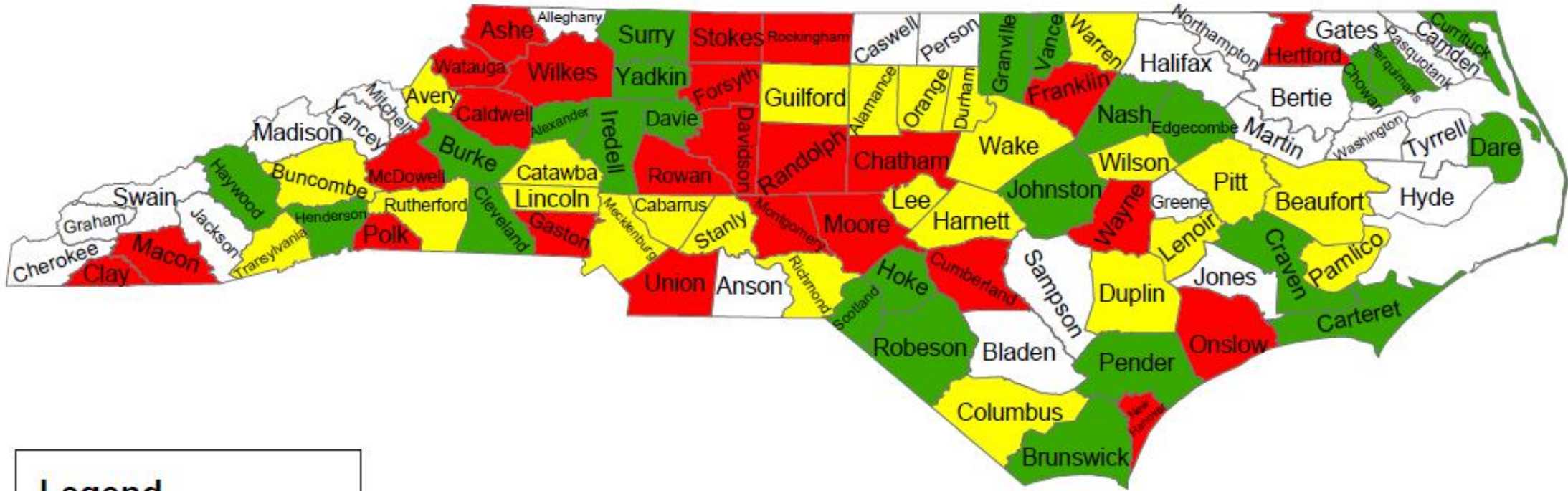
NC-Alamance	20
NC-Alexander	1
NC-Ashe	2
NC-Avery	1
NC-Beaufort	4
NC-Brunswick	11
NC-Buncombe	18
NC-Burke	2
NC-Cabarrus	25
NC-Caldwell	6
NC-Carteret	3
NC-Catawba	20
NC-Chatham	16
NC-Chowan	1
NC-Clay	3
NC-Cleveland	7
NC-Columbus	5
NC-Craven	7
NC-Cumberland	49
NC-Currituck	2
NC-Dare	3
NC-Davidson	20

NC-Davie	3
NC-Duplin	5
NC-Durham	83
NC-Edgecombe	3
NC-Forsyth	56
NC-Franklin	9
NC-Gaston	30
NC-Granville	1
NC-Guilford	42
NC-Harnett	21
NC-Haywood	2
NC-Henderson	9
NC-Hertford	2
NC-Hoke	4
NC-Iredell	21
NC-Johnston	14
NC-Lee	9
NC-Lenoir	4
NC-Lincoln	10
NC-Macon	4
NC-McDowell	4
NC-Mecklenburg	224
NC-Montgomery	5
NC-Moore	42
NC-Nash	14

NC-New Hanover	33
NC-Onslow	27
NC-Orange	19
NC-Pamlico	2
NC-Pender	3
NC-Perquimans	2
NC-Pitt	17
NC-Polk	3
NC-Randolph	15
NC-Richmond	3
NC-Robeson	5
NC-Rockingham	10
NC-Rowan	17
NC-Rutherford	5
NC-Scotland	2
NC-Stanly	6
NC-Stokes	4
NC-Surry	1
NC-Transylvania	2
NC-Union	46
NC-Vance	1
NC-Wake	171
NC-Warren	2
NC-Watauga	5
NC-Wayne	9
NC-Wilkes	4
NC-Wilson	3
NC-Yadkin	1

Grand Total 1,265

Damages Per 1,000 Transmissions – August 2024

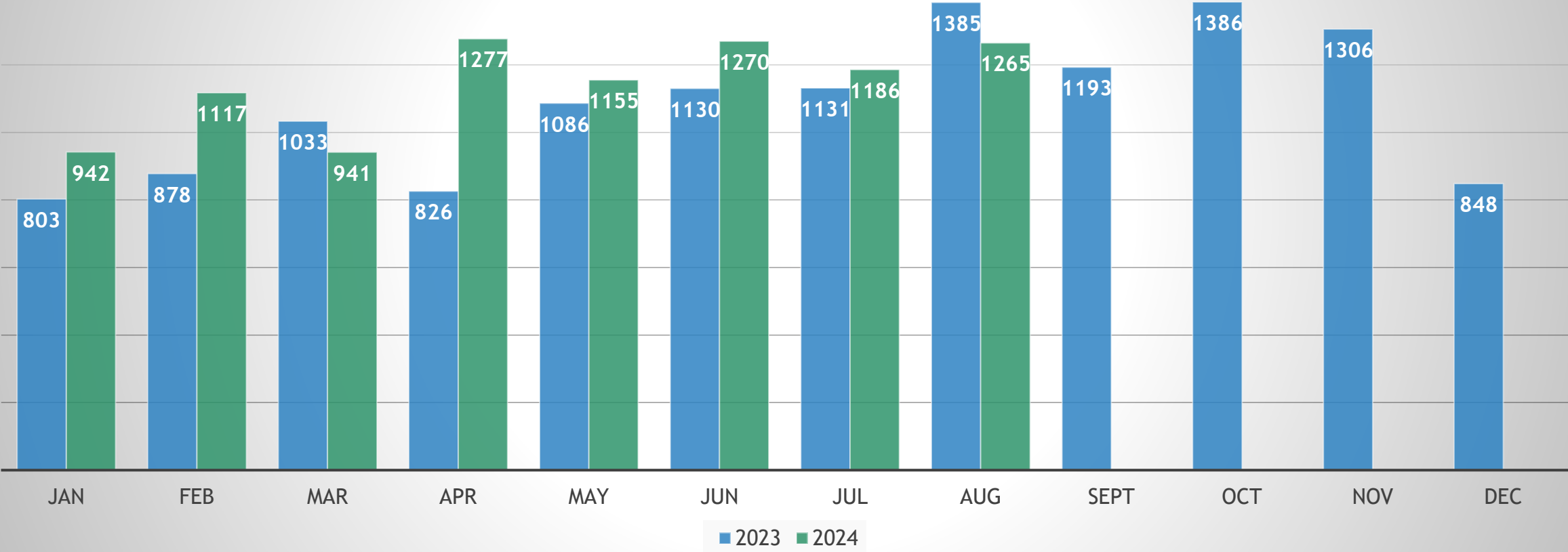


Legend

Quantile

White	0.000000
Green	0.000001 - 0.672269
Yellow	0.672270 - 1.210068
Red	1.210069 - 2.536079

Damages in North Carolina 2024 vs 2023





NC 811 ORG Education team



Parrish Reddick
Piedmont Liaison



Steven Moore
Media Relations Specialist



Ann Rushing
Education Manager



Tami Groves
Southeast Liaison



Howard Corey
Eastern Liaison



Rory Phipps
Western Liaison



THANK YOU!

A copy of this presentation
is available at
www.ncucc.org



Name	Company	Email	Phone Number
Ann Rushing	NC811	annrushing@nc811.org	336-944-5518
OLIVIA TRIPPE	RDL LOCATING	OLIVIA@TRIPPE@ICLOUD.COM	(717) 634-5637
Angela Starosta	AWP Safety	Angela.Starosta@awpsafety.com	330-617-8986
Jackie Brunka	AWP Safety	jackie.brunka@awpsafety.com	252 470 5137
Austin Whitaker	W & S Locater	awhitaker@pendlercounty.nc.com	910 729 7501
Kevin Warford	Mastec	Kevin.Warford@mastec.com	910 530 5910
Twentis Maye	Metronet	Twentis.Maye@Metronet.com	662-617-4555
Marcus Rogers	Metronet	Marcus.Rogers@metronet.com	919-344-4955
Obrian Sangster	City of Wilmington	obrian.sangster@wilmington-nc.gov	910 520 0827
Corey Williams	CFPUA	Corey.Williams@CFPUA.org	910-367-8275
Tito Tart	CFPUA	tito.tart@CFPUA.org	
Bob MAZZEO	CFPUA	robert.mazzeo@CFPUA.org	910 367-8043
Bret Russell	CON	bret.russell@wilmington-nc.gov	910 341-5890
Kathyl Willis	CFPUA	KATHERINE.Willis@CFPUA.org	910-367-8698
Adam Fahmy	Metronet	adam.fahmy@metronet.com	(831) 794-7682
NORMAN BARBON	Piedmont NATURAL GAS	Norman.Barbon@Duke-energy.com	910.520.5808