

**MONTHLY UPDATE
SEPTEMBER 2024**

BLUE RIDGE UCC



811
N.C.

NC 811.ORG


Upcoming meetings

- **NC State UCC Meeting**
Tuesday, Nov 12
Dominion Energy
15 Overland Industrial Blvd, Asheville, NC
- **Underground Damage Prevention Review Board**
Tuesday, Oct. 15 from 10 to 4
NC811 Events Center, Greensboro
<https://udprb.nc.gov/Reporting-a-Violation>
- **Locate Resolution Partnership Committee**
Wednesday, Sept. 25 from 11 to 1
NC811 Events Center, Greensboro
<https://ncucc.org/locate-resolution-partnership-committee/>



Third Quarter Board Meeting

- ▶ Friday, October 18, 2024
8 am to noon
- ▶ Holiday Inn Resort Lumina
Wrightsville Beach, NC
- ▶ For registration and
booking information
contact Virginia at
virginia@nc811.org





CALENDAR

NC811 & NCUCC
event calendars can
be found on nc811.org
or the nc811 app



✓ **NC811 Data Insights**

Locate requests



Transmissions

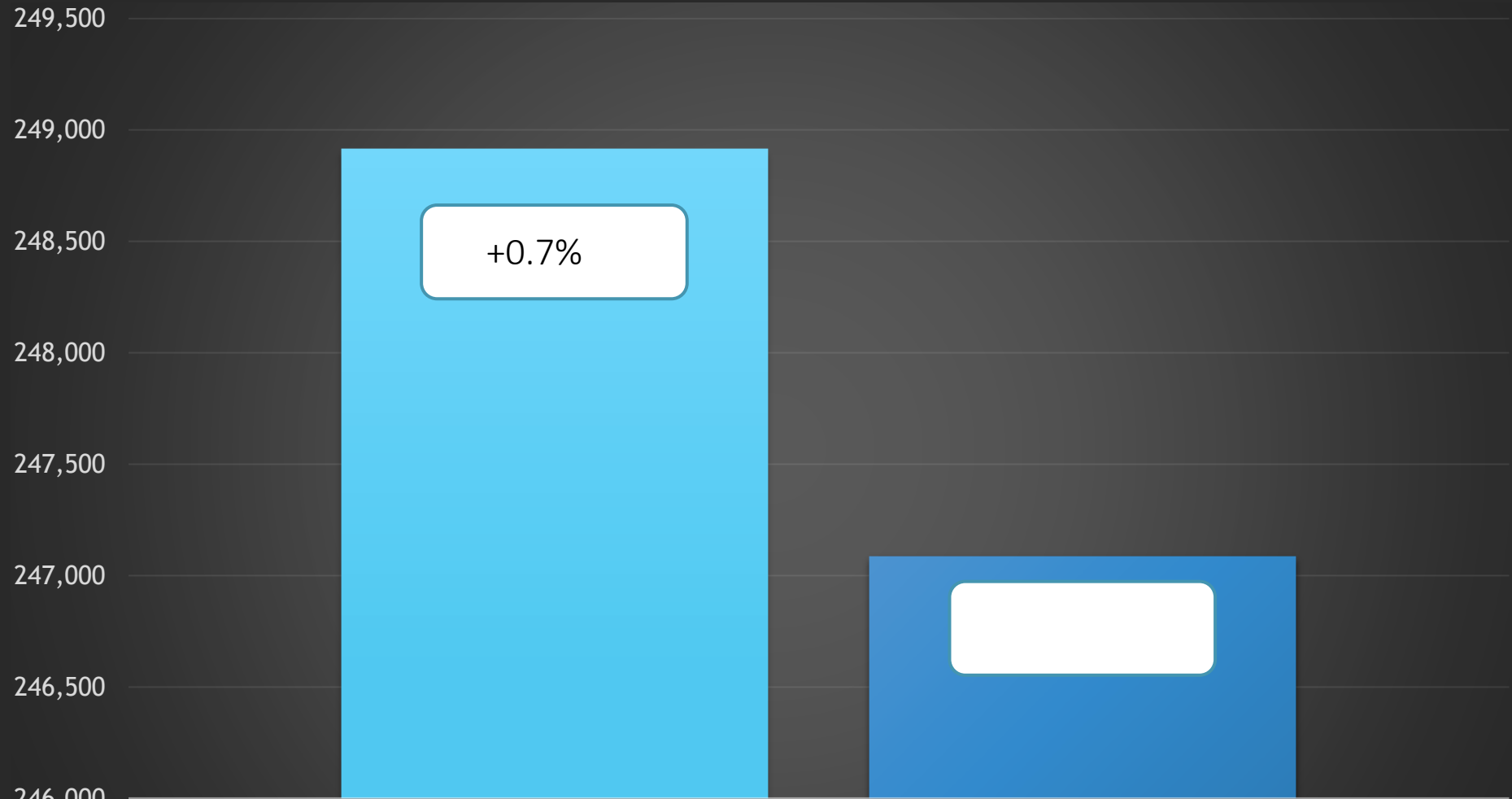


County ticket volume
and distribution





Locate Requests for NC - Aug 24 vs 23



MTD Aug 2024 - 248,916 / 2023 - 247,083=(0.7%)

YTD 2024 - 1,889,666 / 2023 - 1,788.620 = +5.6 %

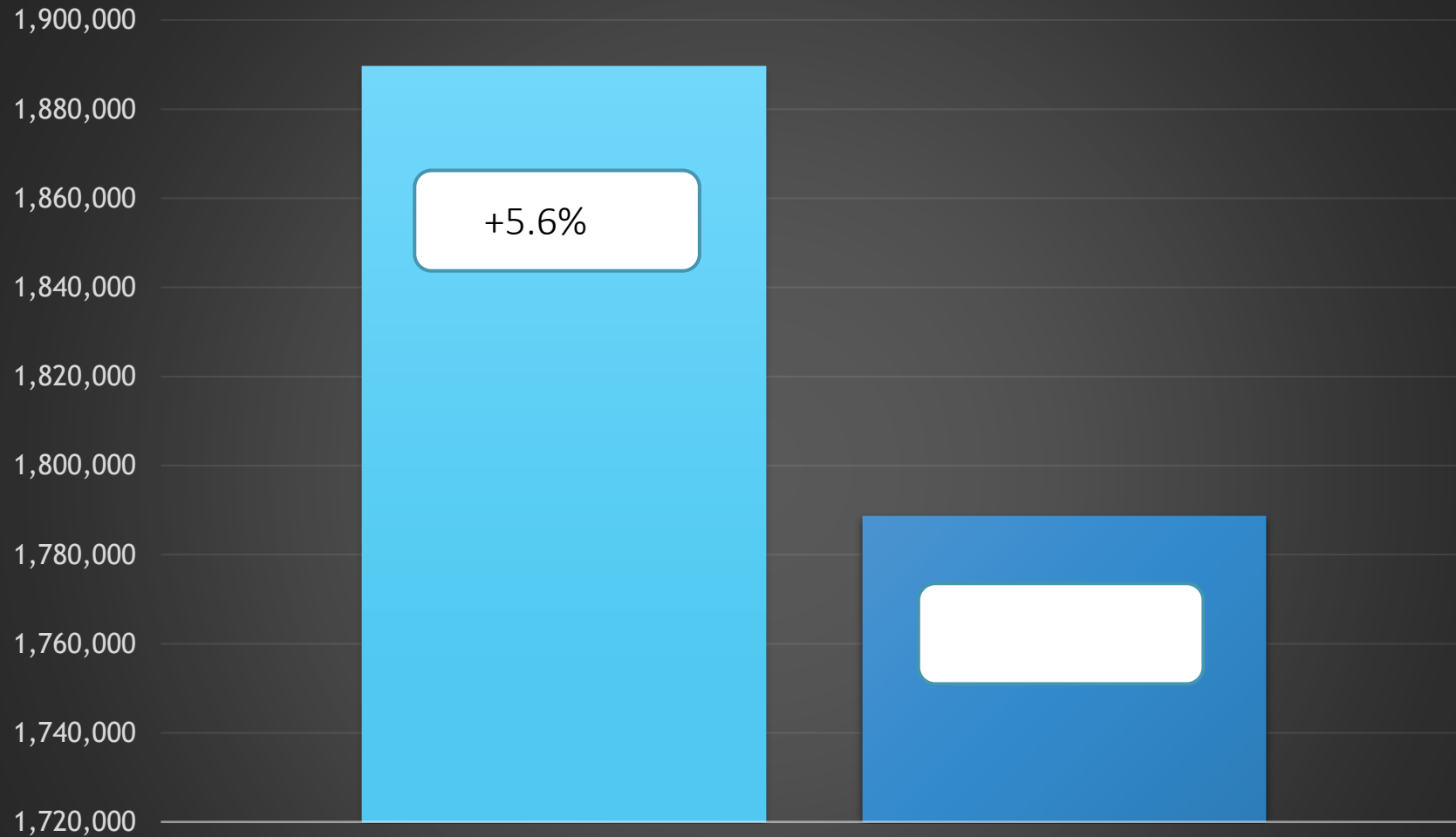
Updates for July 2024 - (79,086) = 32.8% of volume / July 2024 =

32% (.8% Increase from the month before)

Locate Requests

■ 2024 ■ 2023

Locate Requests for NC - YTD



MTD Aug 2024 - 248,916 / 2023 - 247,083=(0.7%)
YTD 2024 - 1,889,666/ 2023 - 1,788.620 = +5.6 %
Updates for July 2024 - (79,086) = 32.8% of volume / July 2024 = 32% (.8% Increase from the month before)

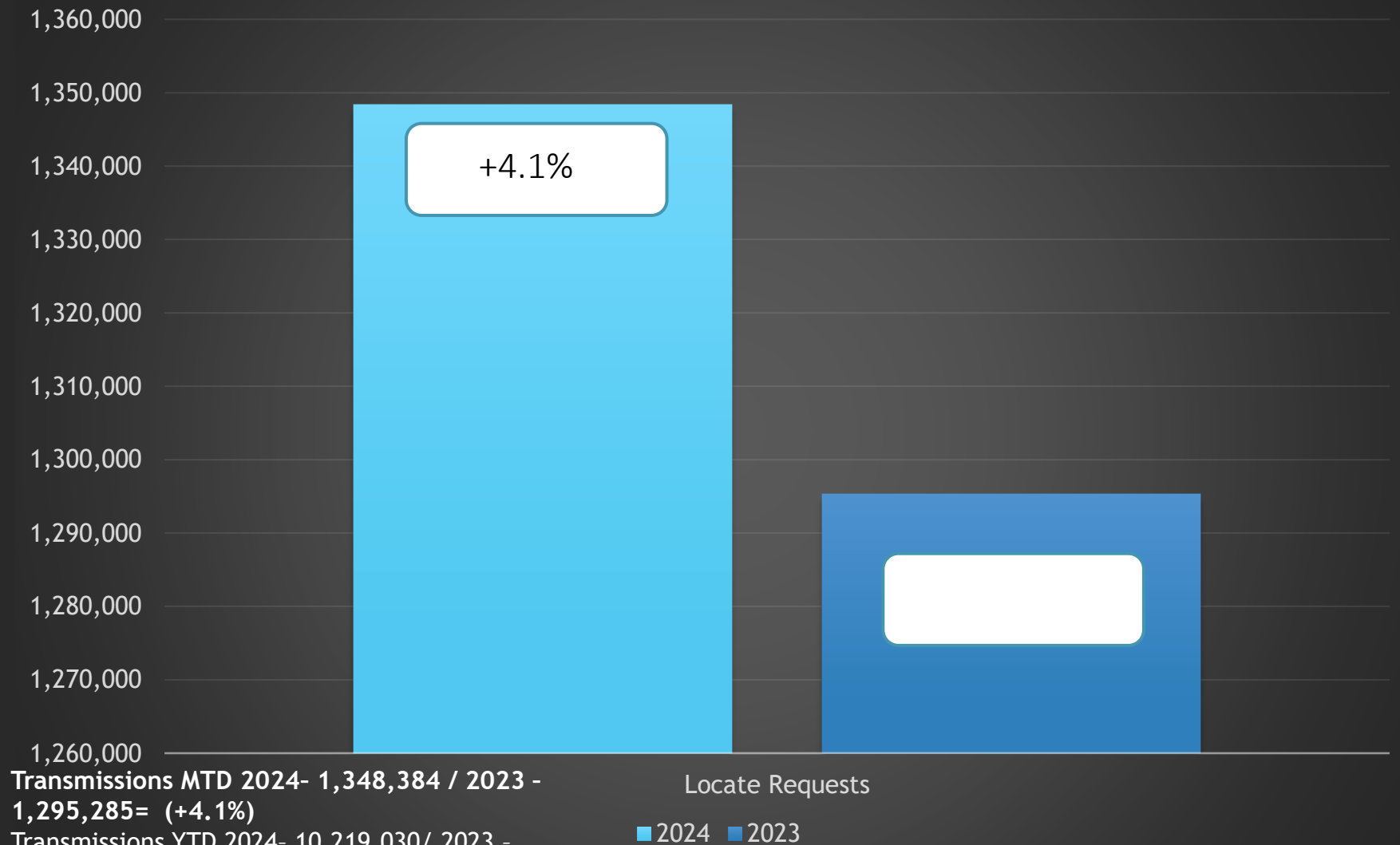
Locate Requests

■ 2024 ■ 2023





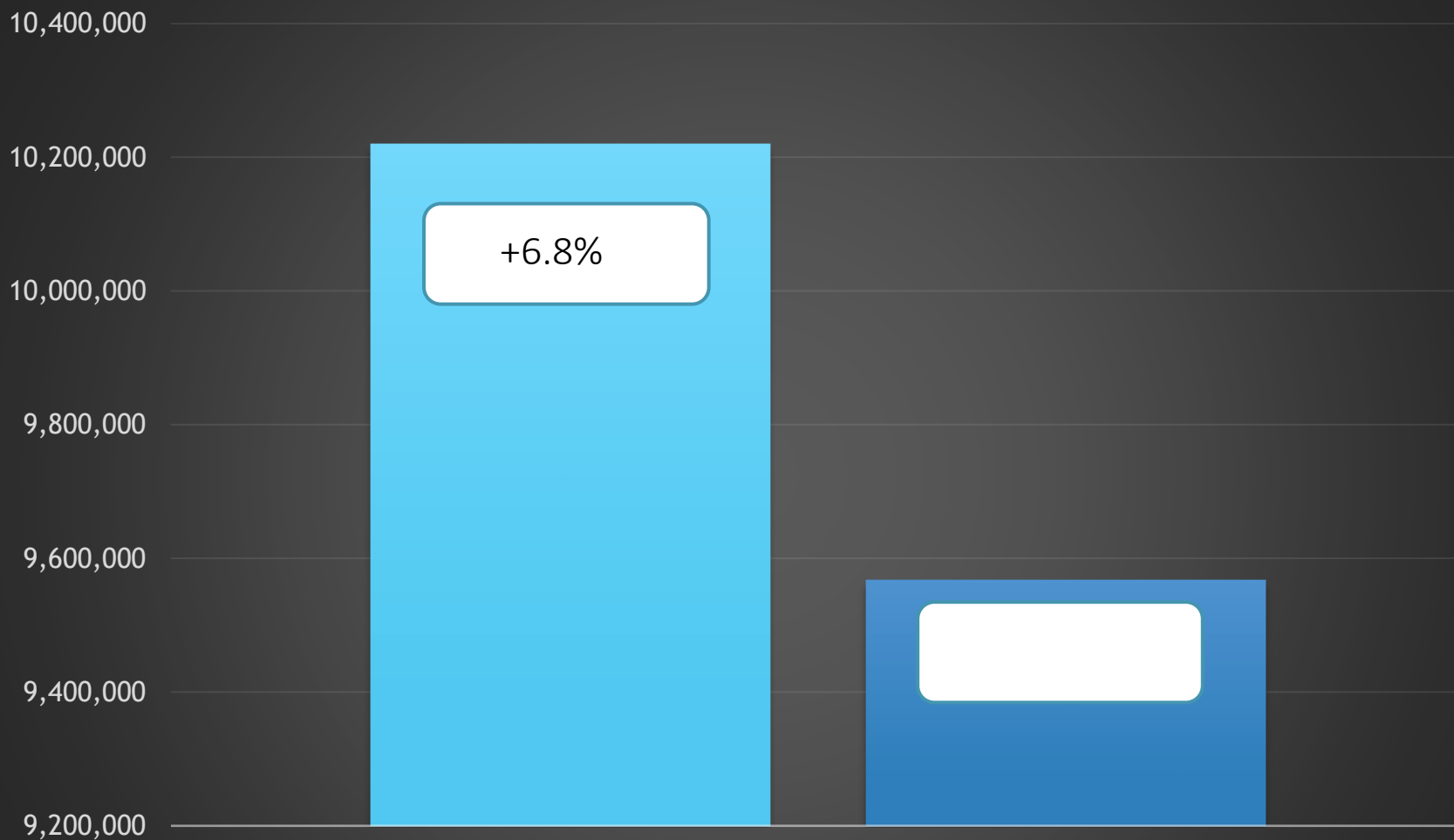
Transmissions for NC - Aug. 24 vs 23



Transmissions MTD 2024- 1,348,384 / 2023 - 1,295,285= (+4.1%)

Transmissions YTD 2024- 10,219,030 / 2023 - 9,567,649= +6.8%

Transmissions for NC - YTD 2024



Transmissions MTD 2024- 1,348,384 / 2023 - 1,295,285= (+4.1%)

Transmissions YTD 2024- 10,219,030/ 2023 - 9,567,649= +6.8%

■ 2024 ■ 2023

Loacte Requests



County ticket Volume

2024 VS 2023

Alexander	3 HR	CNCL	NEW	RXMT	UPDT	TOTAL Tickets
2023	31	4	296	10	47	388
2024	38	2	482	26	190	738
	22.6%	-50.0%	62.8%	160.0%	304.3%	90.2%
				Locates per day		39

County ticket Volume

2024 VS 2023

Catawba	3 HR	CNCL	NEW	RXMT	UPDT	TOTAL Tickets
2023	156	40	2646	53	907	3802
2024	338	22	2414	197	1809	4780
	116.7%	-45.0%	-8.8%	271.7%	99.4%	25.7%
				Locates per day		252

County ticket Volume

2024 VS 2023

Lincoln	3 HR	CNCL	NEW	RXMT	UPDT	TOTAL Tickets
2023	102	13	1204	28	363	1710
2024	61	16	1119	39	572	1807
	-40.2%	23.1%	-7.1%	39.3%	57.6%	5.7%
				Locates per day		95

County ticket Volume

YTD VS PREVIOUS YEAR

Alexander	3 HR	CNCL	NEW	RXMT	UPDT	TOTAL Tickets
2023	181	41	2623	90	615	3550
2024	325	35	3039	184	896	4479
	79.6%	-14.6%	15.9%	104.4%	45.7%	26.2%

County ticket Volume

YTD VS PREVIOUS YEAR

Catawba	3 HR	CNCL	NEW	RXMT	UPDT	TOTAL Tickets
2023	1207	239	17841	448	6642	26377
2024	2674	605	21691	973	14329	40272
	121.5%	153.1%	21.6%	117.2%	115.7%	52.7%

County ticket Volume

YTD VS PREVIOUS YEAR

Lincoln	3 HR	CNCL	NEW	RXMT	UPDT	TOTAL Tickets
2023	799	81	9969	326	3421	14596
2024	800	152	9995	229	4632	15808
	0.1%	87.7%	0.3%	-29.8%	35.4%	8.3%

County ticket distribution - AUGUST

ALEXANDER	738
BETHLEHEM	225
ELLENDALE	6
HIDDENITE	199
LITTLE RIVER	3
STONY POINT	20
TAYLORSVILLE	283
VASHTI	2

County ticket distribution - AUGUST

CATAWBA	4780
BLACKBURN	30
CATAWBA	235
CLAREMONT	172
CONOVER	414
HICKORY	2040
LAKE NORMAN	94
LONG VIEW	24
MAIDEN	485
NEWTON	594
SHERRILLS FORD	587
TERRELL	74

County ticket distribution - AUGUST

LINCOLN	1807
CROUSE	18
DENVER	872
HOWARDS CREEK MILL	17
IRON STATION	80
LINCOLNTON	570
LOWESVILLE	88
MAIDEN	17
VALE	79
WESTPORT	38

DAMAGES

DIRT Damage Information
Reporting Tool

CGA Common
Ground
Alliance



August Damages

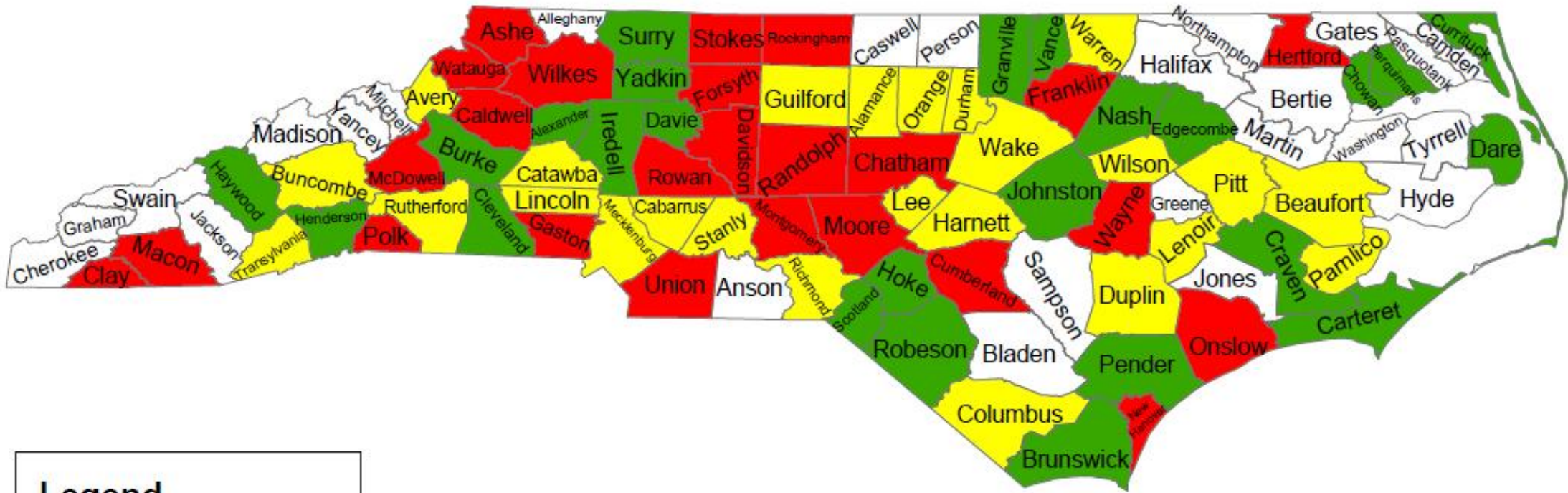
Grand Total 1,265

NC-Alamance	20
NC-Alexander	1
NC-Ashe	2
NC-Avery	1
NC-Beaufort	4
NC-Brunswick	11
NC-Buncombe	18
NC-Burke	2
NC-Cabarrus	25
NC-Caldwell	6
NC-Carteret	3
NC-Catawba	20
NC-Chatham	16
NC-Chowan	1
NC-Clay	3
NC-Cleveland	7
NC-Columbus	5
NC-Craven	7
NC-Cumberland	49
NC-Currituck	2
NC-Dare	3
NC-Davidson	20

NC-Davie	3
NC-Duplin	5
NC-Durham	83
NC-Edgecombe	3
NC-Forsyth	56
NC-Franklin	9
NC-Gaston	30
NC-Granville	1
NC-Guilford	42
NC-Harnett	21
NC-Haywood	2
NC-Henderson	9
NC-Hertford	2
NC-Hoke	4
NC-Iredell	21
NC-Johnston	14
NC-Lee	9
NC-Lenoir	4
NC-Lincoln	10
NC-Macon	4
NC-McDowell	4
NC-Mecklenburg	224
NC-Montgomery	5
NC-Moore	42
NC-Nash	14

NC-New Hanover	33
NC-Onslow	27
NC-Orange	19
NC-Pamlico	2
NC-Pender	3
NC-Perquimans	2
NC-Pitt	17
NC-Polk	3
NC-Randolph	15
NC-Richmond	3
NC-Robeson	5
NC-Rockingham	10
NC-Rowan	17
NC-Rutherford	5
NC-Scotland	2
NC-Stanly	6
NC-Stokes	4
NC-Surry	1
NC-Transylvania	2
NC-Union	46
NC-Vance	1
NC-Wake	171
NC-Warren	2
NC-Watauga	5
NC-Wayne	9
NC-Wilkes	4
NC-Wilson	3
NC-Yadkin	1

Damages Per 1,000 Transmissions – August 2024

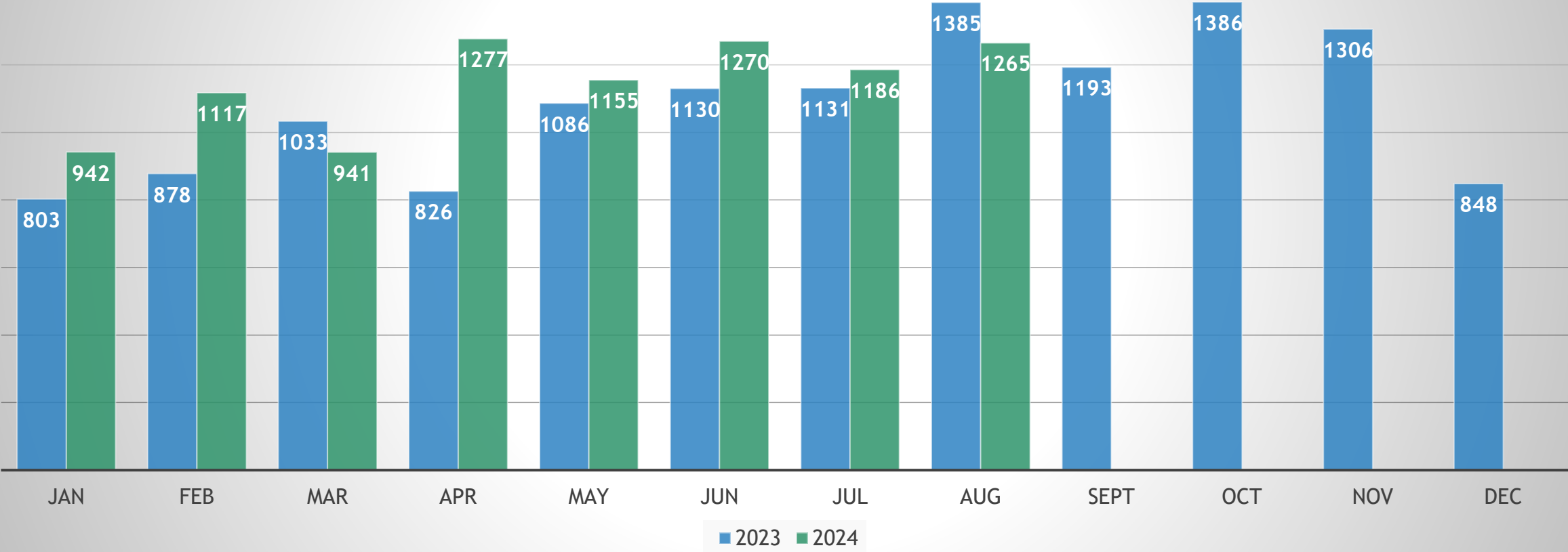


Legend

Quantile

White	0.000000
Green	0.000001 - 0.672269
Yellow	0.672270 - 1.210068
Red	1.210069 - 2.536079

Damages in North Carolina 2024 vs 2023



Top 10 Callers for - Alexander

1	T & M SOLUTIONS	154
2	ULCS	102
3	KNIGHT BROADBAND, LLC	50
4	ENERGYUNITED	41
5	CAROLINA CABLE & UG SERVICES	35
6	DUKE ENERGY	29
7	ENERGYUNITED	28
8	CITY OF HICKORY	27
9	BIGHAM CABLE CONSTRUCTION, INC	15
10	WILLIAMS ELECTRIC COMPANY	15

Top 10 Callers for -Catawba

1	G P ASSOCIATES, INC	329
2	KNIGHT BROADBAND, LLC	324
3	DIVERSIFIED UTILITY GROUP, LLC	244
4	MILLER PIPELINE	242
5	WILLIAMS ELECTRIC COMPANY	187
6	UNIVERSAL CABLE SERVICES, LLC	154
7	UTILITY LINES CONSTRUCTION SERVICES, INC	145
8	PRIME UTILITY CONSTRUCTION, LLC	131
9	W G UNDERGROUND, LLC	118
10	ANSCO & ASSOCIATES LLC	108

Top 10 Callers for -Lincoln

1	KNIGHT BROADBAND, LLC	179
2	MILLER PIPELINE UTILITY LINES	117
3	CONSTRUCTION SERVICES, INC	115
4	E AND G LANDSCAPING	98
5	T & M SOLUTIONS	74
6	AT&T UTILITY OPERATIONS	63
7	ANSCO & ASSOCIATES LLC	54
8	HORIZON UNDERGROUND UTILITIES	41
9	DIVERSIFIED UTILITY GROUP, LLC	38
10	B P DRAINAGE WORKS INC	31



NC 811 ORG Education team



Parrish Reddick
Piedmont Liaison



Steven Moore
Media Relations Specialist



Ann Rushing
Education Manager



Tami Groves
Southeast Liaison



Howard Corey
Eastern Liaison



Rory Phipps
Western Liaison



THANK YOU!

A copy of this presentation
is available at
www.ncucc.org



Piedmont Natural Gas Employee Name: Chris Anthony Date of Event: 9-18-24

Brief Description of Event:

Sept. UCC Meeting

Operations Center: Hickory

Type of Meeting: In Person

Type of Audience: _____

Number of Attendees: _____

Name of Organization (if applicable): Blue Ridge UCC

Name of Facilitator (if applicable): Piedmont Natural Gas

Roster of attendees:

- 1) Chris Anthony
- 2) Duane Spencer duane.spencer@heathus.com 828-601-1864
- 3) Terry Russell Terry.Russell@heathus.com 704-685-7053
- 4) Ray Smith Ray.Smith@SAM.Biz 704-802-0229
- 5) Bo Turner Bo.Turner@SAM.Biz 919 561 2497
- 6) Tami Groves tami@nc811.org 336-601-8644
- 7) Roxy Ripps Roxy@nc811.org 336-944-1077
- 8) Carlos Huitron chuitron@newton.nc.gov 828-320-7784
- 9) Jim Dion JDion@HyperNetworksInc.com 704 942 4236
- 10) Jason LeGrant JLeGrant@HyperNetworksInc.com 919-817-1104

Roster of attendees:

- 1) Merissa Correll MCorrell@HyperNetworksInc.com 704 762 7254
- 2) Bobby Hatley Bhatley@hickorync.gov 828-320-2296
- 3) John Hall Hall@ncuc.gov 984-272-6287
- 4) Michelle Flowers ncuc.gov 919 418 4558
- 5) BRANDON Cook bcook@hickorync.gov (828) 212-9530
- 6) Eric Hutchins eric@ripplefiber.com 704 962 0256
- 7) _____
- 8) _____
- 9) _____
- 10) _____