



HAPPY  
*Thanksgiving*

MONTHLY UPDATE -NOVEMBER 2024

CUMBERLAND COUNTY UCC



# WNCStrong Coat Donation Campaign

## Join the #WNCStrong Coat Donation Campaign!

Our Western communities have been deeply affected by Hurricane Helene, and as winter approaches, we need your help to keep our children warm. Join the WNCStrong Coat Donation Campaign! Our goal is to collect 500 kids' coats to ensure that every child in our community stays warm this winter.

Make your donation now until Nov. 25, 2024

Sponsored by:





# Upcoming meetings

- **NC State UCC Meeting**  
Tuesday, Nov. 12 from 10 to 12  
Enbridge (formerly Dominion Energy)  
1801 Trinity Church Road, Concord, NC
- **Underground Damage Prevention Review Board**  
Tuesday, Nov. 19 from 10 until  
NC811 Events Center, Greensboro
- **Locate Resolution Partnership Committee**  
Wednesday, Nov. 20 from 11 to 1  
NC811 Events Center, Greensboro  
<https://ncucc.org/locate-resolution-partnership-committee/>







HONORING ALL WHO SERVED

# VETERANS DAY

Monday, November 11<sup>th</sup>  
(\*). Holidays that fall on a Saturday will be  
honored on Friday if not already a holiday.





## Thanksgiving and The Day After Thanksgiving Nov. 28 and the 29\*

State Holidays are excluded from and not part of the three (3) working day notice, nor are they part of the life of the ticket in accordance with the NC General Statutes. NC811, Inc. will only process the following notifications on State Holidays: Emergencies, Damages, and 3-Hour Notices. NC811, Inc. is open and will accept and process all notifications on Observed Holidays which are indicated by an asterisk (\*).



# ATC's 20th Annual Tower Lighting

December 4, 2024, 7:00 pm - 8:30 pm

American Tobacco Campus

345 Blackwell St, Durham, NC 27701







# CALENDAR

NC811 & NCUCC  
event calendars can  
be found on [nc811.org](https://nc811.org)  
or the nc811 app





# NC811 Data Insights

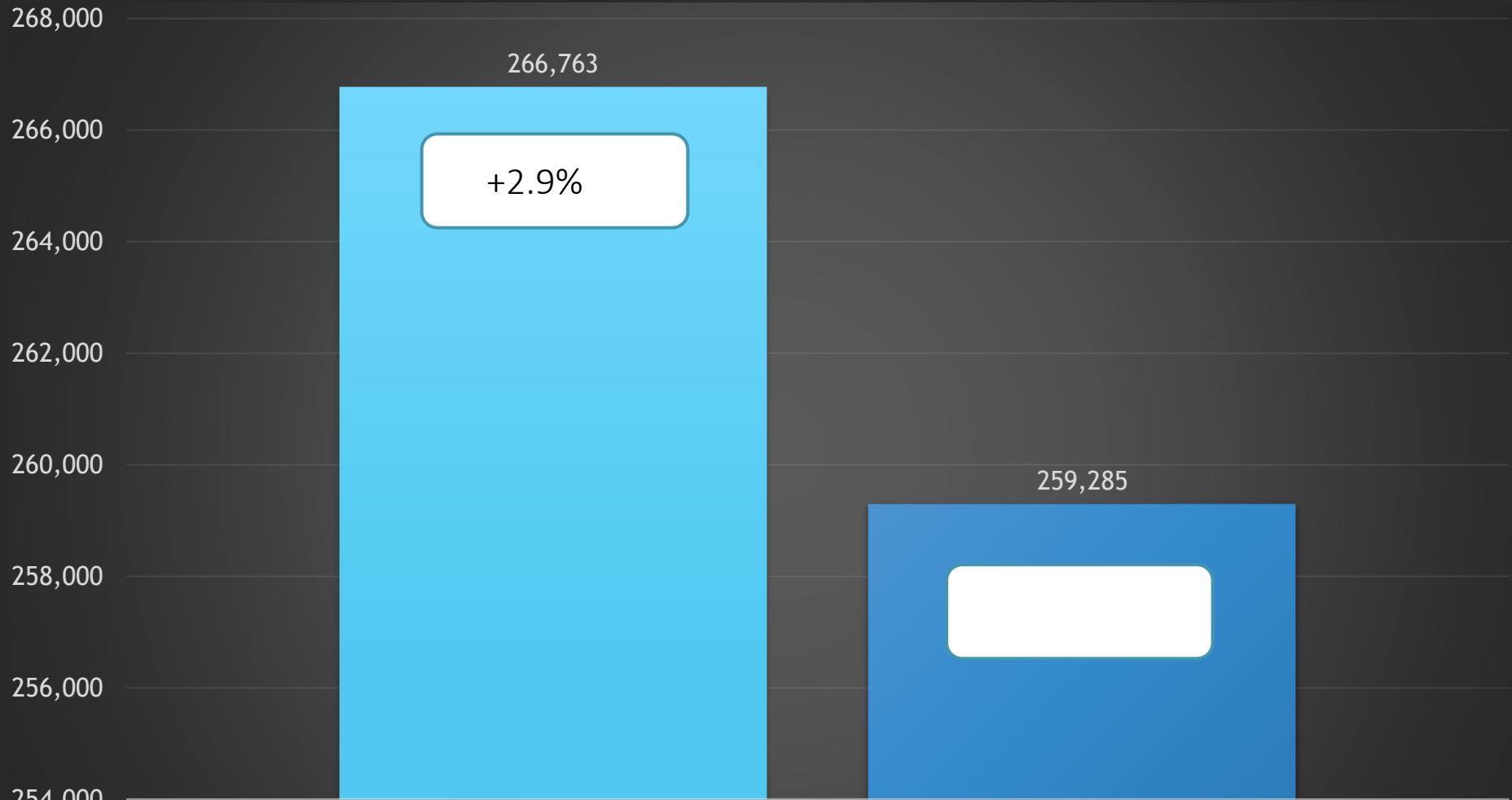
- ✓ Locate requests
- ✓ Transmissions
- ✓ County ticket volume and distribution







# Locate Requests for NC - Oct 24 vs 23



MTD Oct. 2024 - 266,763 / 2023 - 259,285=(2.9%)

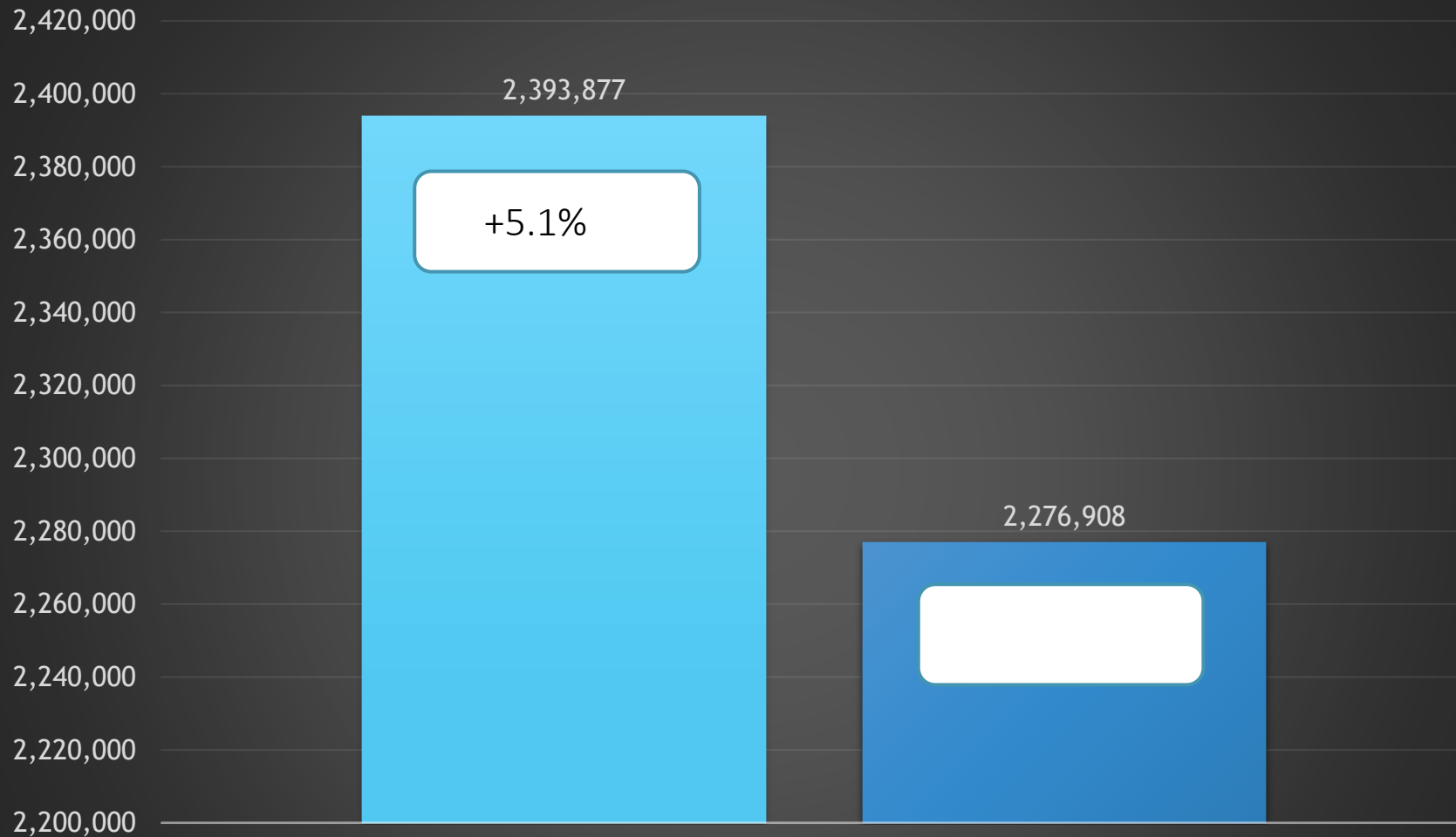
YTD 2024 - 2,393,877/ 2023 - 2,276,908= +5.1%

Updates for Oct 2024 - (83,245) = 31.2% of volume / Sept 2024 = 31.1% (0.1% Increase from the month before)

Locate Requests  
■ 2024 ■ 2023



# Locate Requests for NC - YTD



Locate Requests

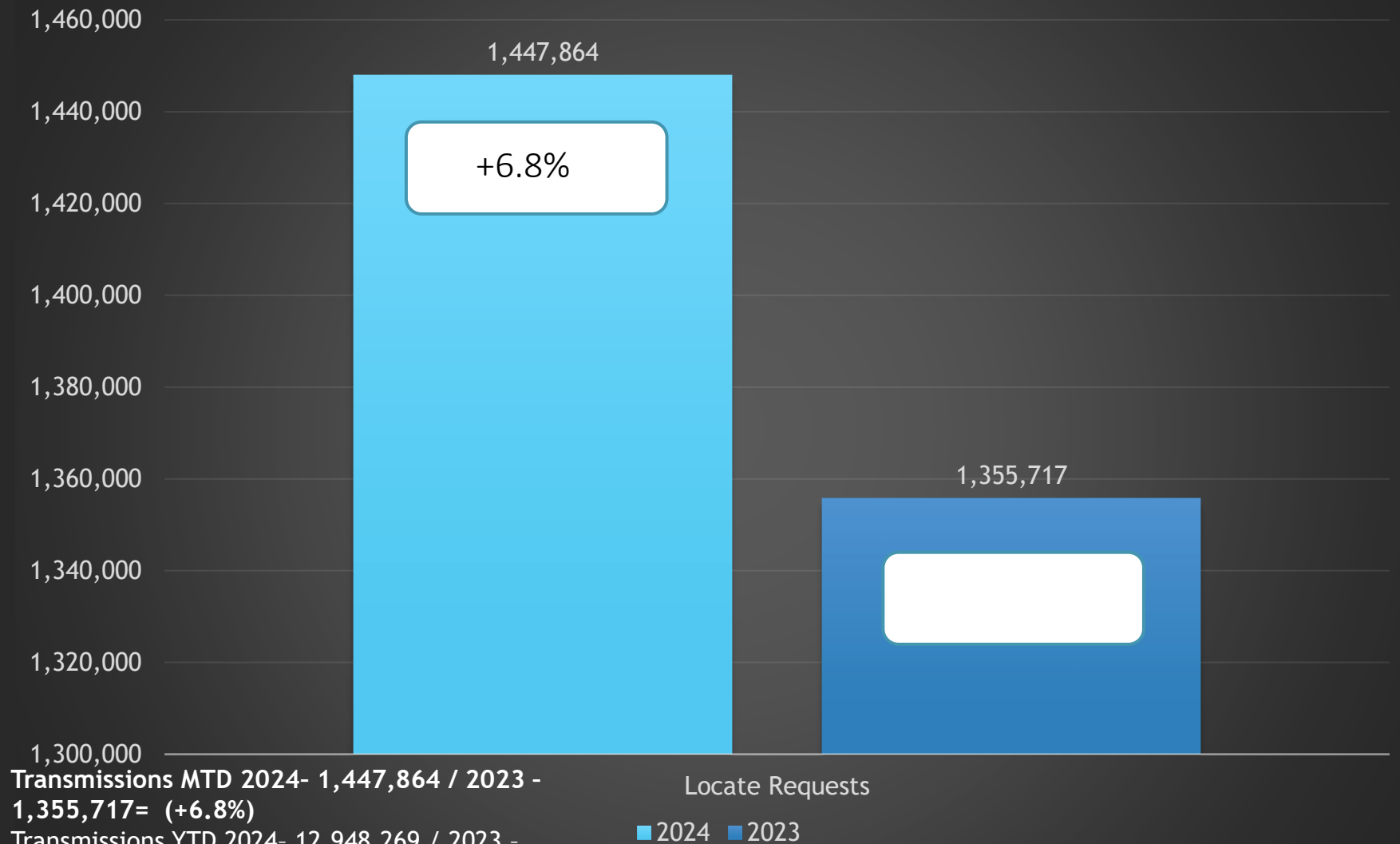
MTD Oct. 2024 - 266,763 / 2023 - 259,285=(2.9%)  
YTD 2024 - 2,393,877/ 2023 - 2,276,908= +5.1% ■ 2024 ■ 2023  
Updates for Oct 2024 - (83,245) = 31.2% of volume / Sept 2024 =  
31.1% (0.1% Increase from the month before)







# Transmissions for NC - Oct 24 vs 23



Transmissions MTD 2024- 1,447,864 / 2023 - 1,355,717= (+6.8%)

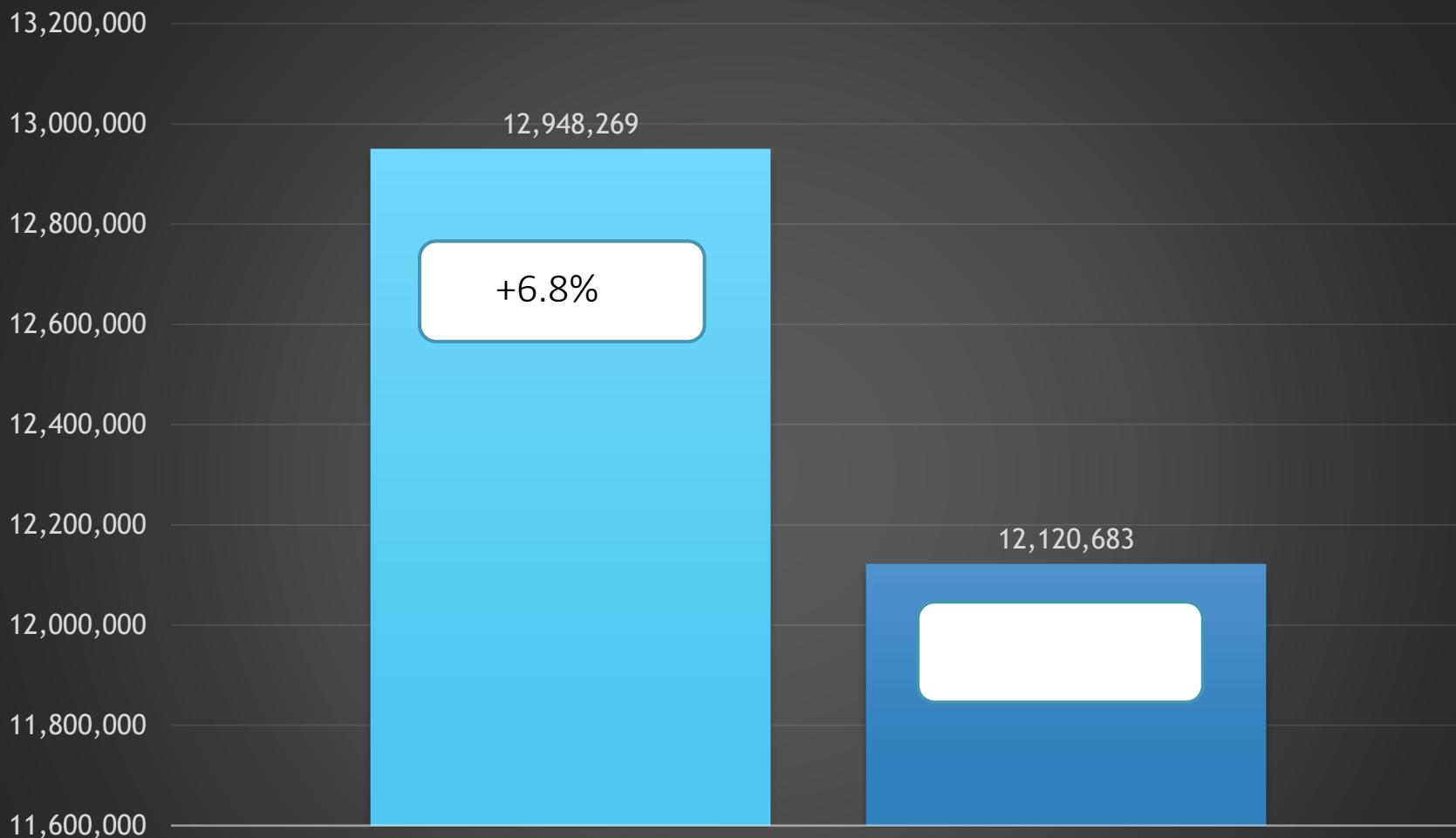
Transmissions YTD 2024- 12,948,269 / 2023 - 12,120,683= +6.8%

Locate Requests

■ 2024 ■ 2023



# Transmissions for NC - YTD 2024




Transmissions MTD 2024- 1,440,520 / 2023 - 1,355,717= (+6.3%)

Transmissions YTD 2024- 12,940,925 / 2023 - 12,120,683= +6.8%

Loacte Requests

■ 2024 ■ 2023





# County ticket Volume

2024 VS 2023

Cumberland	3 HR	CNCL	NEW	RXMT	UPDT	TOTAL Tickets
2023	114	47	3979	66	2024	6230
2024	392	79	3530	333	1763	6097
+/- Var	243.9%	68.1%	-11.3%	404.5%	-12.9%	-2.1%
		Avg Locates per Day				305



# County ticket Volume

## YTD VS PREVIOUS YEAR

Cumberland	3 HR	CNCL	NEW	RXMT	UPDT	TOTAL Tickets
2023	968	478	33395	495	15154	50490
2024	3229	576	39815	1279	16359	61258
+/- Var	233.6%	20.5%	19.2%	158.4%	8.0%	21.3%
		Avg Locates per Day				296



# County ticket distribution - OCTOBER

County/Place	10 Oct
<b>CUMBERLAND</b>	<b>6097</b>
ARDULUSA	2
BEAVER CREEK	1
BETHANY CROSSROADS	1
CEDAR CREEK	7
CUMBERLAND	2
<b>EASTOVER</b>	<b>253</b>
FALCON	94
<b>FAYETTEVILLE</b>	<b>4584</b>
FORT BRAGG	8
<b>FORT LIBERTY</b>	<b>182</b>
GODWIN	76
GRAYS CREEK	11

<b>HOPE MILLS</b>	<b>376</b>
LINDEN	39
PETERS CREEK	3
<b>SPRING LAKE</b>	<b>309</b>
STEDMAN	56
VANDER	40
WADE	53



# DAMAGES

**DIRT** Damage Information  
Reporting Tool

**CGA** Common  
Ground  
Alliance





# OCTOBER Damages

NC-Alamance	25
NC-Alexander	3
NC-Beaufort	2
NC-Bertie	1
NC-Bladen	2
NC-Brunswick	12
NC-Buncombe	6
NC-Burke	1
NC-Cabarrus	29
NC-Caldwell	6
NC-Carteret	8
NC-Catawba	27
NC-Chatham	15
NC-Chowan	1
NC-Clay	1
NC-Cleveland	5
NC-Columbus	2
NC-Craven	17
NC-Cumberland	60
NC-Currituck	6
NC-Dare	8
NC-Davidson	18

NC-Davie	5
NC-Duplin	5
NC-Durham	113
NC-Edgecombe	7
NC-Forsyth	51
NC-Franklin	6
NC-Gaston	23
NC-Guilford	42
NC-Halifax	1
NC-Harnett	27
NC-Haywood	2
NC-Henderson	6
NC-Hertford	1
NC-Hoke	7
NC-Iredell	32
NC-Johnston	53
NC-Jones	1
NC-Lee	8
NC-Lenoir	9
NC-Lincoln	6
NC-Martin	4
NC-McDowell	2
NC-Mecklenburg	262
NC-Montgomery	2
NC-Moore	30

NC-Nash	10
NC-New Hanover	26
NC-Northampton	1
NC-Onslow	10
NC-Orange	23
NC-Pamlico	6
NC-Pasquotank	1
NC-Pender	10
NC-Perquimans	4
NC-Person	1
NC-Pitt	16
NC-Polk	2
NC-Randolph	25
NC-Richmond	3
NC-Robeson	10
NC-Rockingham	8
NC-Rowan	26
NC-Rutherford	2
NC-Sampson	1
NC-Stanly	3
NC-Stokes	1
NC-Surry	2
NC-Transylvania	1
NC-Union	79
NC-Vance	1

NC-Wake	220
NC-Watauga	1
NC-Wayne	7
NC-Wilkes	4
NC-Wilson	8
NC-Yadkin	2

**Grand Total – 1,474**

# OCTOBER Damages

NC-Alamance	25
NC-Alexander	3
NC-Beaufort	2
NC-Bertie	1
NC-Bladen	2
NC-Brunswick	12
NC-Buncombe	6
NC-Burke	1
NC-Cabarrus	29
NC-Caldwell	6
NC-Carteret	8
NC-Catawba	27
NC-Chatham	15
NC-Chowan	1
NC-Clay	1
NC-Cleveland	5
NC-Columbus	2
NC-Craven	17
<b>NC-Cumberland</b>	<b>60</b>
NC-Currituck	6
NC-Dare	8
NC-Davidson	18

NC-Davie	5
NC-Duplin	5
NC-Durham	113
NC-Edgecombe	7
NC-Forsyth	51
NC-Franklin	6
NC-Gaston	23
NC-Guilford	42
NC-Halifax	1
NC-Harnett	27
NC-Haywood	2
NC-Henderson	6
NC-Hertford	1
NC-Hoke	7
NC-Iredell	32
NC-Johnston	53
NC-Jones	1
NC-Lee	8
NC-Lenoir	9
NC-Lincoln	6
NC-Martin	4
NC-McDowell	2
NC-Mecklenburg	262
NC-Montgomery	2
NC-Moore	30

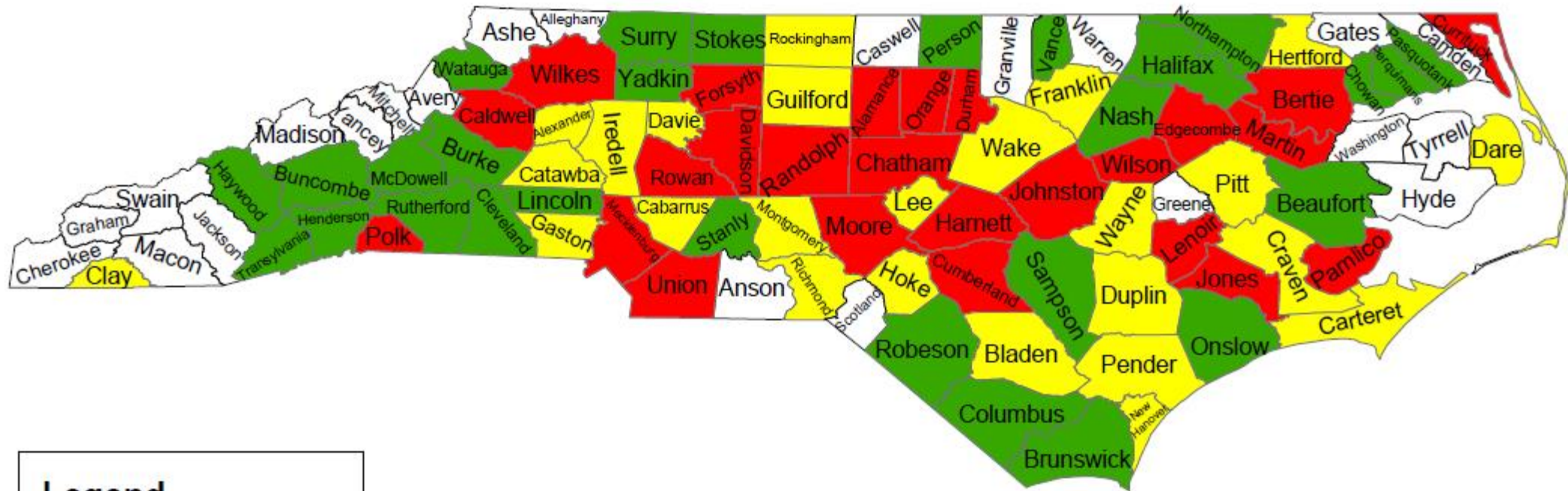
NC-Nash	10
NC-New Hanover	26
NC-Northampton	1
NC-Onslow	10
NC-Orange	23
NC-Pamlico	6
NC-Pasquotank	1
NC-Pender	10
NC-Perquimans	4
NC-Person	1
NC-Pitt	16
NC-Polk	2
NC-Randolph	25
NC-Richmond	3
NC-Robeson	10
NC-Rockingham	8
NC-Rowan	26
NC-Rutherford	2
NC-Sampson	1
NC-Stanly	3
NC-Stokes	1
NC-Surry	2
NC-Transylvania	1
NC-Union	79
NC-Vance	1

NC-Wake	220
NC-Watauga	1
NC-Wayne	7
NC-Wilkes	4
NC-Wilson	8
NC-Yadkin	2

**Grand Total – 1,474**



# Damages Per 1,000 Transmissions

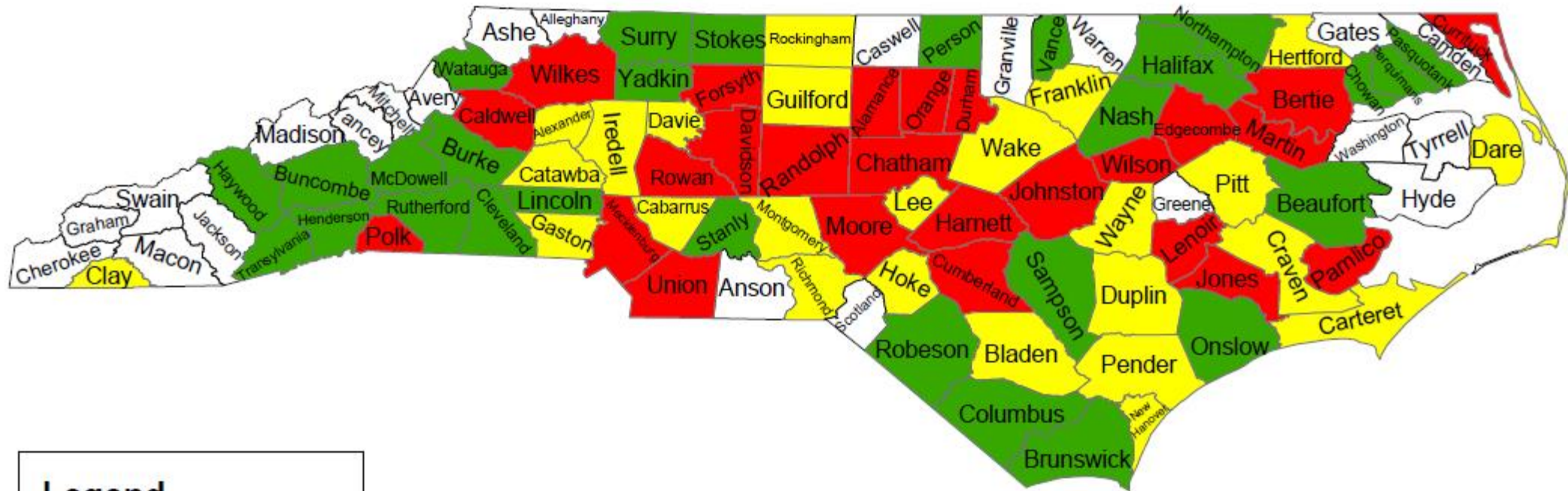


## Legend

### Quantile

	0.000000
	0.000001 - 0.671704
	0.671705 - 1.077199
	1.077200 - 3.556609

# Damages Per 1,000 Transmissions



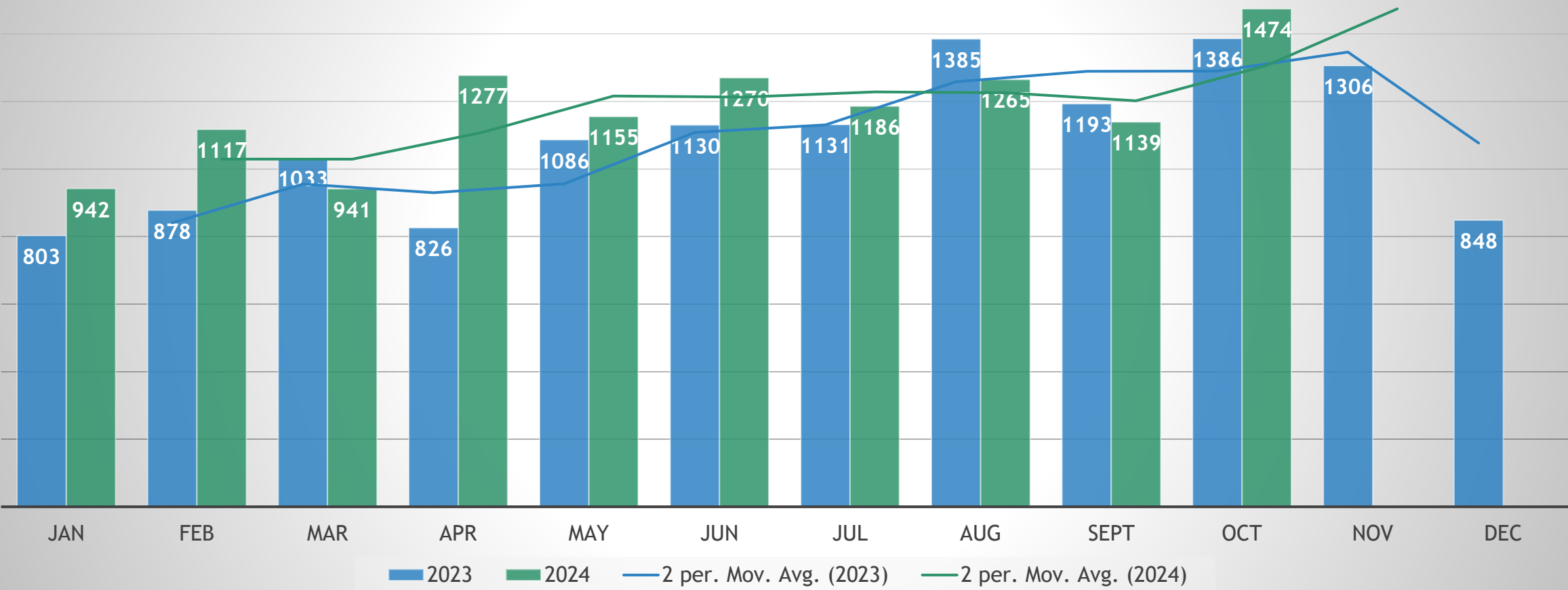
## Legend

### Quantile

	0.000000
	0.000001 - 0.671704
	0.671705 - 1.077199
	1.077200 - 3.556609



# Damages in North Carolina 2024 vs 2023



# Top 20 Callers for - Cumberland

Rank	Name	Totals
1	UMANA DIRECTIONAL BORING LLC	741
2	W G UNDERGROUND LLC	706
3	CINTERRA	417
4	CANOS SERVICES LLC	289
5	A & L CABLE SERVICES INC	246
6	R G COMMUNICATIONS INC	217
7	DPW	191
8	S T WOOTEN CORPORATION	176
9	SOUTH RIVER EMC	141
10	DIVERSIFIED UTILITY GROUP	139
11	CANOS SERVICES LLC	139
12	FUTURE COMMUNICATIONS	136
13	PIEDMONT NATURAL GAS	127
14	T A LOVING COMPANY	116
15	DEN UNDERGROUND	112
16	FAYETTEVILLE PWC	102
17	BRANCH CIVIL	100
18	LAMBERTS CABLE SPLICING, LLC	97
19	S T WOOTEN CORPORATION	94
20	SOLUTIONS UNDERGROUND, LLC	73





## Education team



**Parrish Reddick**  
Piedmont Liaison



**Steven Moore**  
Media Relations Specialist



**Ann Rushing**  
Education Manager



**Tami Groves**  
Southeast Liaison



**Howard Corey**  
Eastern Liaison



**Rory Phipps**  
Western Liaison



# THANK YOU!

---

A copy of this presentation  
is available at  
[www.ncucc.org](http://www.ncucc.org)

