

**MONTHLY UPDATE
SEPTEMBER 2024**

GUILFORD COUNTY UCC



811

NC 811.ORG

The logo for NC 811.ORG features the text "NC 811.ORG" in a bold, green, sans-serif font with a white outline. Below the text is a stylized icon of a shovel, with the blade pointing downwards and the handle curving upwards on both sides.

Upcoming meetings

- **NC State UCC Meeting**
Tuesday, Sept 10 from 10 to 12
Sturgeon City Environmental Education Center,
50 Court St., Jacksonville NC 28540
- **Underground Damage Prevention Review Board**
Tuesday, Oct. 15 from 10 to 4
NC811 Events Center, Greensboro
<https://udprb.nc.gov/Reporting-a-Violation>
- **Locate Resolution Partnership Committee**
Wednesday, Sept. 25 from 11 to 1
NC811 Events Center, Greensboro
<https://ncucc.org/locate-resolution-partnership-committee/>



Third Quarter Board Meeting

- ▶ Friday, October 18, 2024
8 am to noon
- ▶ Holiday In Resort Lumina
Wrightsville Beach, NC
- ▶ For registration and
booking information
contact Virginia at
virginia@nc811.org



NC 811 ORG



CALENDAR

NC811 & NCUCC
event calendars can
be found on nc811.org
or the nc811 app



✓ **NC811 Data Insights**

Locate requests



Transmissions

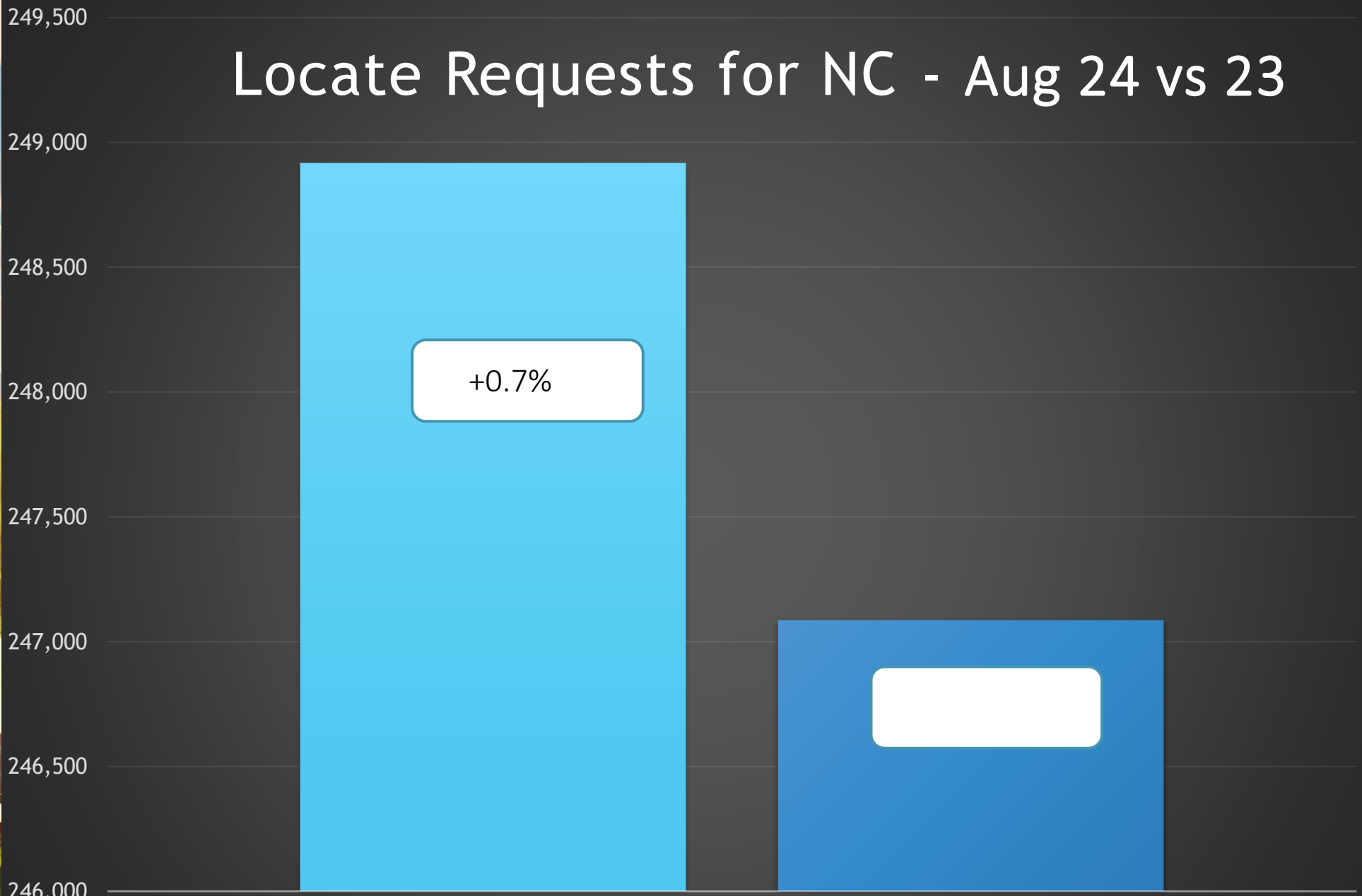


County ticket volume
and distribution





Locate Requests for NC - Aug 24 vs 23



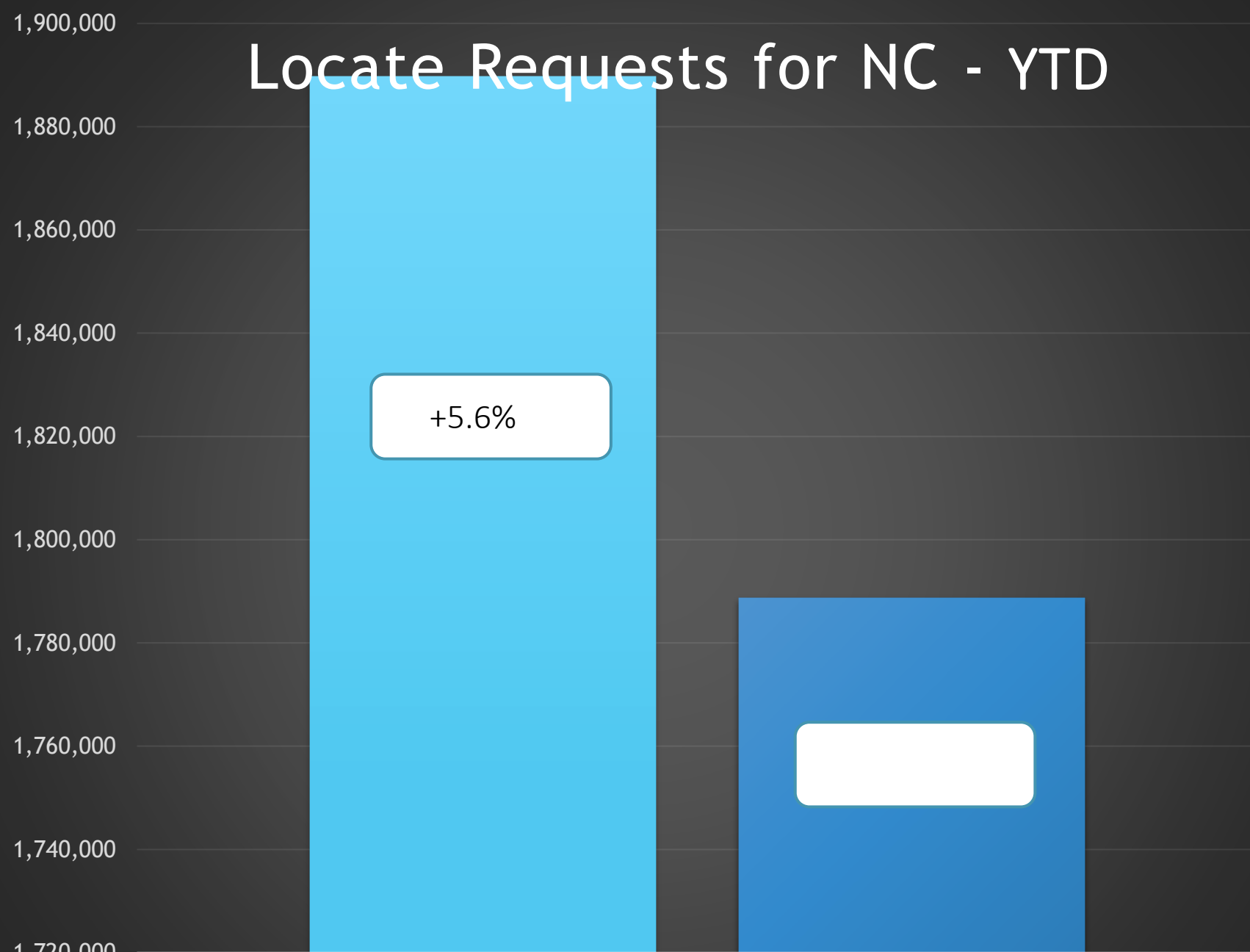
MTD Aug 2024 - 248,916 / 2023 - 247,083 = (0.7%)

YTD 2024 - 1,889,666 / 2023 - 1,788,620 = +5.6 %

Updates for July 2024 - (79,086) = 32.8% of volume / July 2024 = 32% (.8% Increase from the month before)

Locate Requests ■ 2024 ■ 2023


Locate Requests for NC - YTD



+5.6%

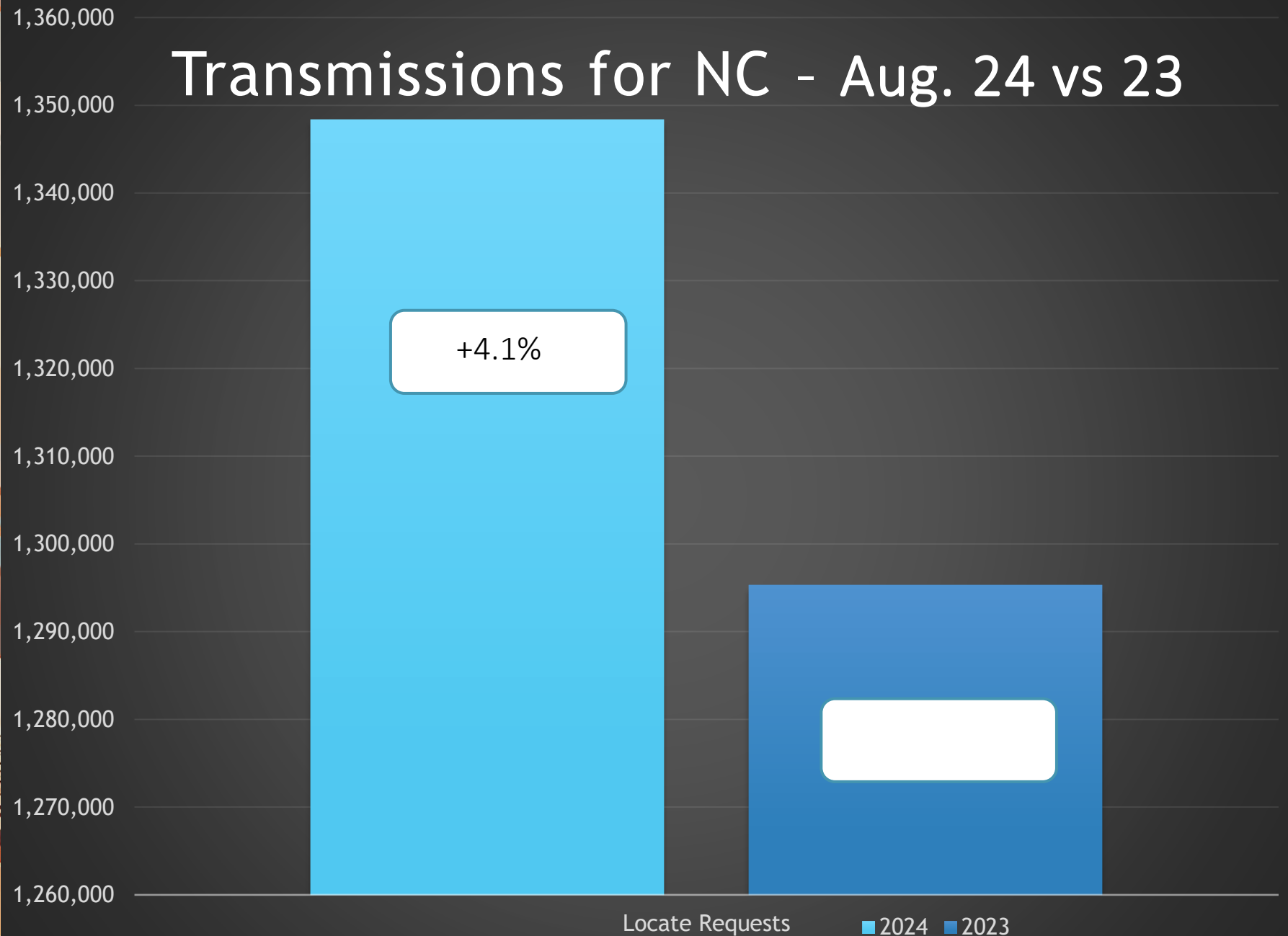
MTD Aug 2024 - 248,916 / 2023 - 247,083=(0.7%)
YTD 2024 - 1,889,666/ 2023 - 1,788.620 = +5.6 %
Updates for July 2024 - (79,086) = 32.8% of volume / July 2024 = 32% (.8% Increase from the month before)

Locate Requests ■ 2024 ■ 2023





Transmissions for NC - Aug. 24 vs 23



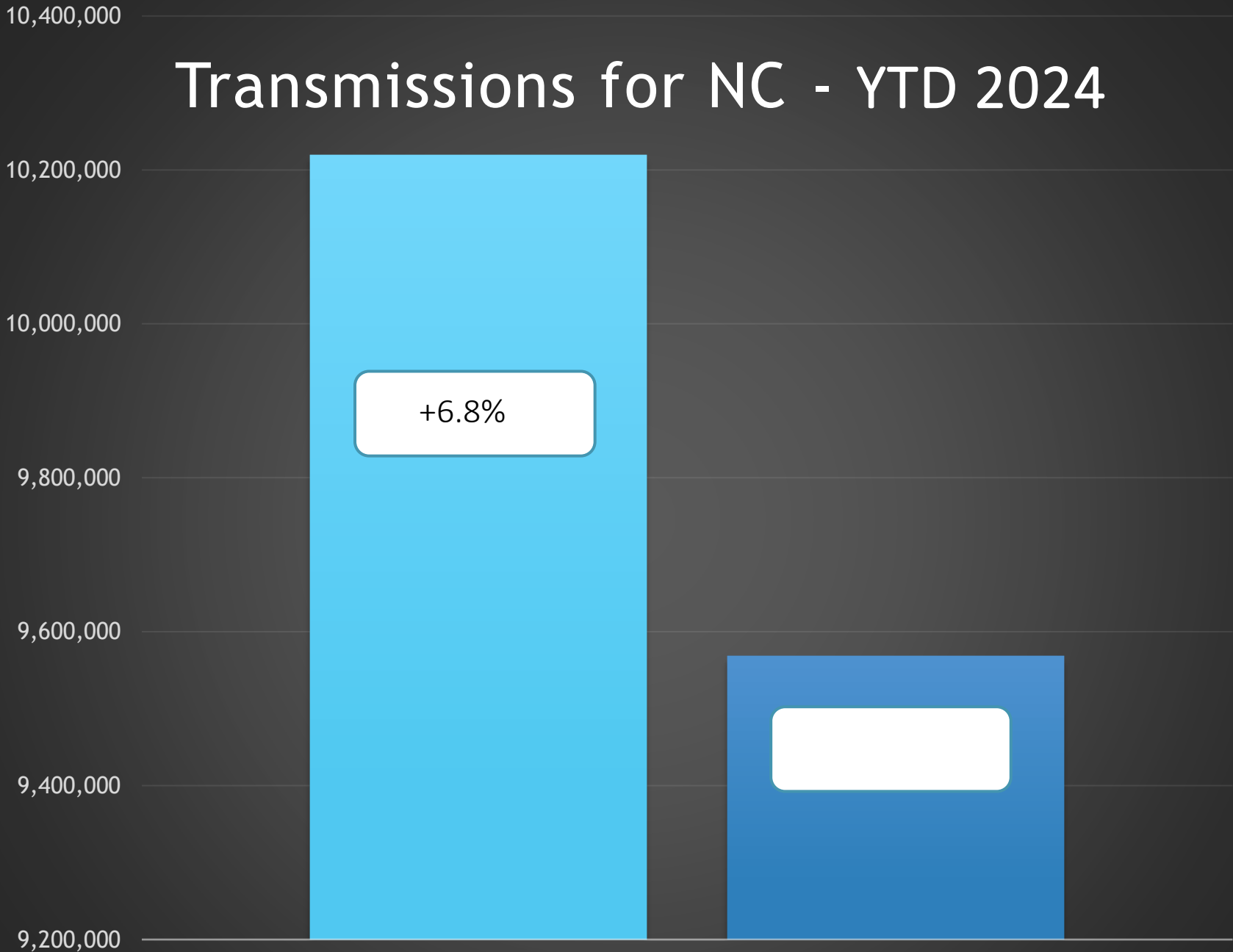
Locate Requests

■ 2024 ■ 2023

Transmissions MTD 2024- 1,348,384 / 2023 - 1,295,285= (+4.1%)

Transmissions YTD 2024- 10,219,030/ 2023 - 9,567,649= +6.8%

Transmissions for NC - YTD 2024



+6.8%

Loacte Requests ■ 2024 ■ 2023

Transmissions MTD 2024- 1,348,384 / 2023 - 1,295,285= (+4.1%)
Transmissions YTD 2024- 10,219,030/ 2023 - 9,567,649= +6.8%



County ticket Volume

2024 VS 2023

Guilford	3 HR	CNCL	NEW	RXMT	UPDT	TOTAL Tickets
2023	554	91	6053	266	3117	10081
2024	476	83	5153	179	2763	8654
+/- Var	-14.1%	-8.8%	-14.9%	-32.7%	-11.4%	-14.2%
			Avg Locates per Day			455

County ticket Volume

YTD VS PREVIOUS YEAR

Guilford	3 HR	CNCL	NEW	RXMT	UPDT	TOTAL Tickets
2023	3012	785	45597	1366	25970	76730
2024	2619	735	40245	1156	20812	65567
+/- Var	-13.0%	-6.4%	-11.7%	-15.4%	-19.9%	-14.5%
			Avg Locates per Day			397

County ticket distribution - AUGUST

GUILFORD	8654
ARCHDALE	6
BROWNS SUMMIT	168
BURLINGTON	32
CLIMAX	20
COLFAX	88
DEEP RIVER	13
GIBSONVILLE	176
GREENSBORO	4820
GUILFORD	19
HIGH POINT	1258
JAMESTOWN	176
JULIAN	98
KERNERSVILLE	44
KIMESVILLE	23
MCLEANSVILLE	679
OAK RIDGE	201
PLEASANT GARDEN	81
STOKESDALE	193
SUMMERFIELD	276
WHITSETT	254

Top 10 Callers for -

Guilford	Name	Totals
1	SOUTHEAST CONNECTIONS, LLC	506
2	J & J UNDERGROUND UTILITIES LLC	502
3	UTILITY LINES CONSTRUCTION SERVICES, INC	390
4	AT&T UTILITY OPERATIONS	370
5	JDS FIBER	349
6	ITG	228
7	ANSCO & ASSOCIATES LLC	172
8	GAC ENTERPRISES, LLC	145
9	G H L SERVICES, INC	133
10	PIKE ELECTRIC	132

DAMAGES

DIRT Damage Information
Reporting Tool

CGA Common
Ground
Alliance


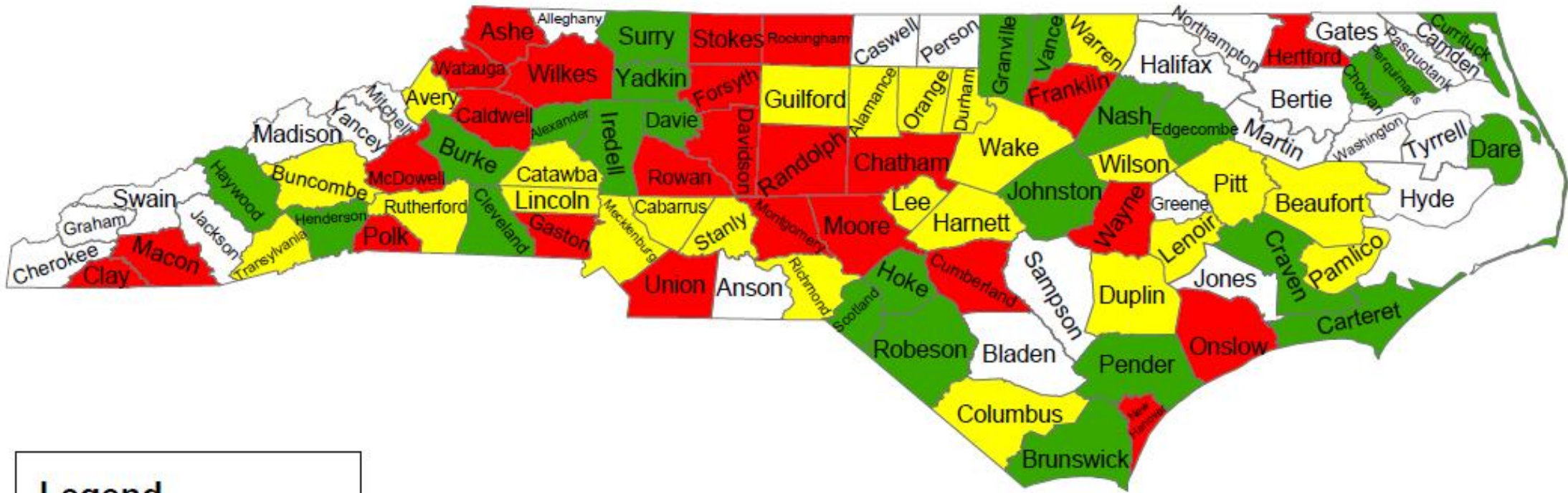


August Damages

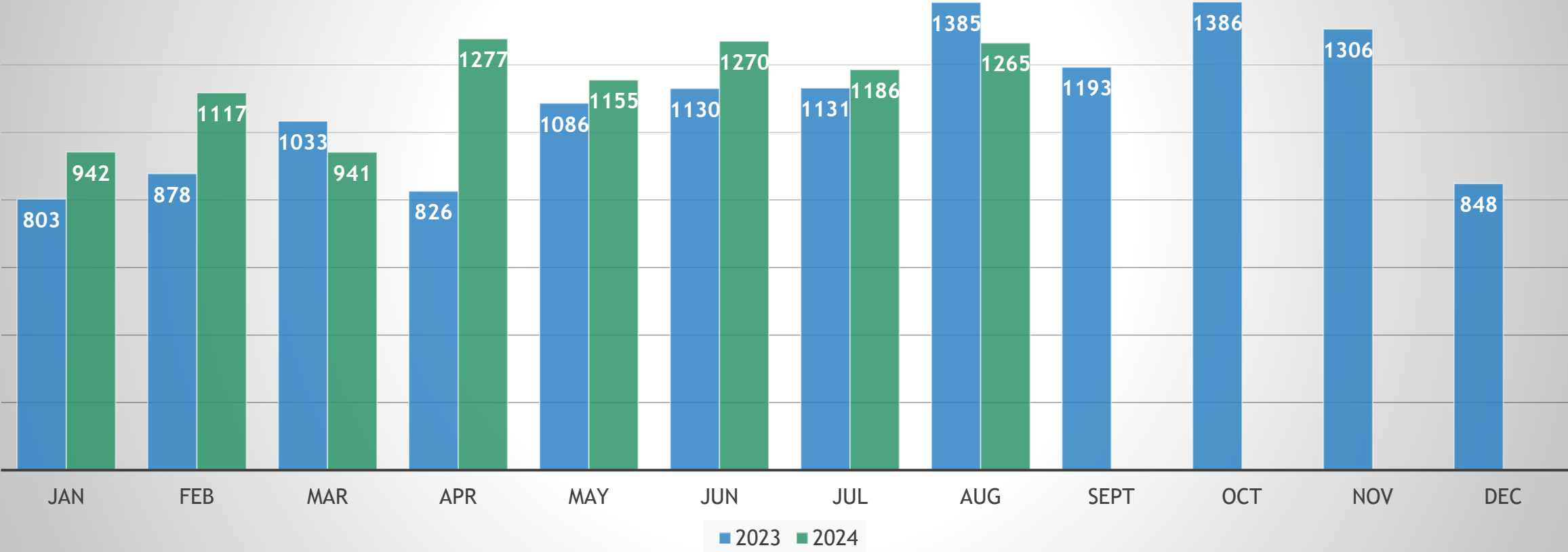
NC-Alamance	20	NC-Davie	3	NC-New Hanover	33
NC-Alexander	1	NC-Duplin	5	NC-Onslow	27
NC-Ashe	2	NC-Durham	83	NC-Orange	19
NC-Avery	1	NC-Edgecombe	3	NC-Pamlico	2
NC-Beaufort	4	NC-Forsyth	56	NC-Pender	3
NC-Brunswick	11	NC-Franklin	9	NC-Perquimans	2
NC-Buncombe	18	NC-Gaston	30	NC-Pitt	17
NC-Burke	2	NC-Granville	1	NC-Polk	3
NC-Cabarrus	25	NC-Guilford	42	NC-Randolph	15
NC-Caldwell	6	NC-Harnett	21	NC-Richmond	3
NC-Carteret	3	NC-Haywood	2	NC-Robeson	5
NC-Catawba	20	NC-Henderson	9	NC-Rockingham	10
NC-Chatham	16	NC-Hertford	2	NC-Rowan	17
NC-Chowan	1	NC-Hoke	4	NC-Rutherford	5
NC-Clay	3	NC-Iredell	21	NC-Scotland	2
NC-Cleveland	7	NC-Johnston	14	NC-Stanly	6
NC-Columbus	5	NC-Lee	9	NC-Stokes	4
NC-Craven	7	NC-Lenoir	4	NC-Surry	1
NC-Cumberland	49	NC-Lincoln	10	NC-Transylvania	2
NC-Currituck	2	NC-Macon	4	NC-Union	46
NC-Dare	3	NC-McDowell	4	NC-Vance	1
NC-Davidson	20	NC-Mecklenburg	224	NC-Wake	171
		NC-Montgomery	5	NC-Warren	2
		NC-Moore	42	NC-Watauga	5
		NC-Nash	14	NC-Wayne	9
				NC-Wilkes	4
				NC-Wilson	3
				NC-Yadkin	1

Grand Total 1,265

Damages Per 1,000 Transmissions – August 2024



Damages in North Carolina 2024 vs 2023





NC 811 ORG Education team



Parrish Reddick
Piedmont Liaison



Steven Moore
Media Relations Specialist



Ann Rushing
Education Manager



Tami Groves
Southeast Liaison



Howard Corey
Eastern Liaison

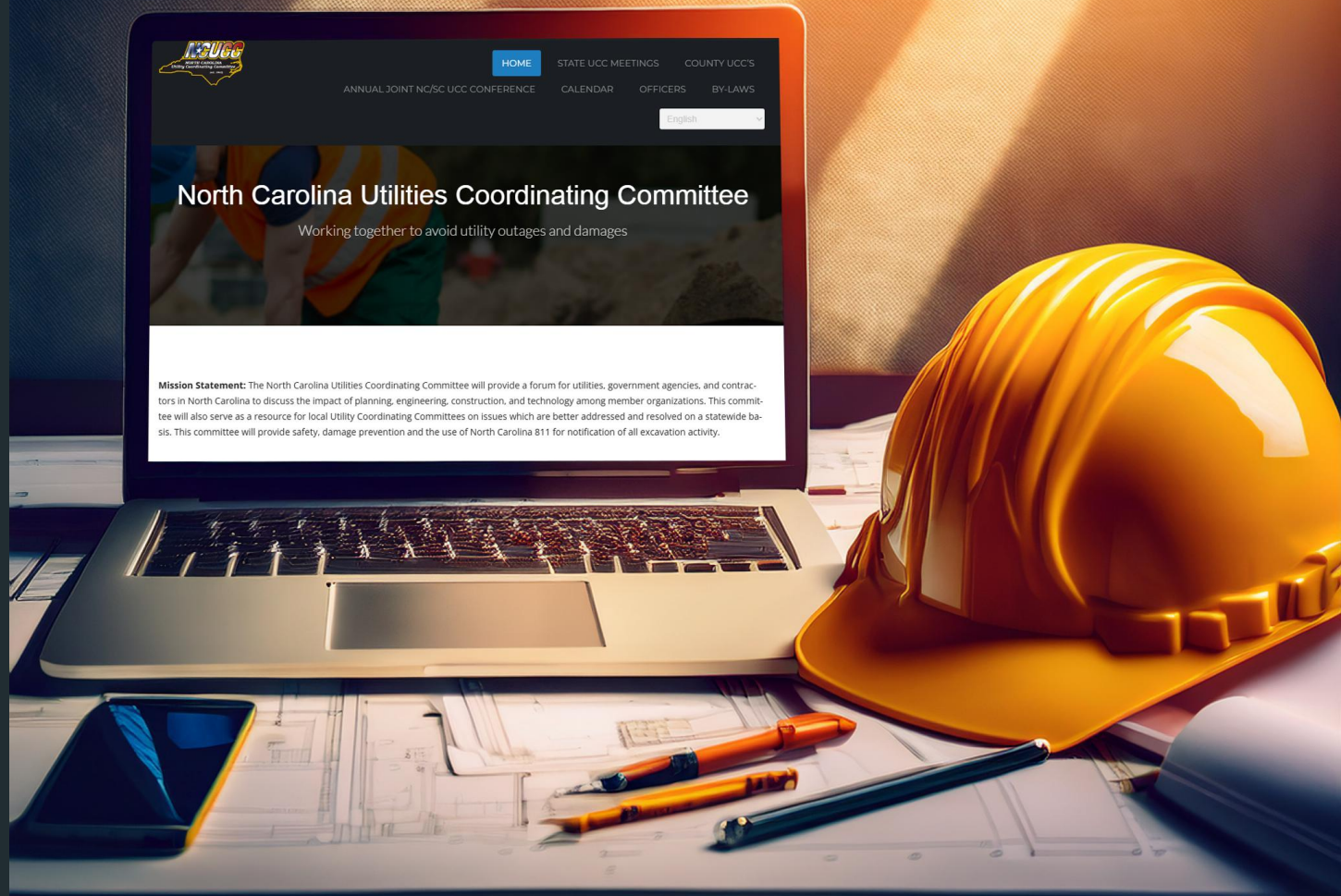


Rory Phipps
Western Liaison



THANK YOU!

A copy of this presentation
is available at
www.ncucc.org



UCC Sign-In Sheet :

Quilford UCC

Date: 9/25/2024

13

Name	Company	Email	Phone Number
Ann Rushing	NC811	annrushing@nc811.org	336-944-5518
Dylan Kirk	USIC	Dylan Dylankirk@USICLLC.com	919-410-9
Alex Darkens	Heath	Alexander.Darkens@Heathus.com	980 699 6228
Johnnie Williams	Heath	Johnnie.williams@Heathus.com	336-296-4980
Salvin Canty	Heath	Salvin.canty@Heathus.com	(336) 539-4518
Brandon Lane	Heath	Brandon.lane@heathus.com	336-660-7159
Jacob Willey	LineQuest, LLC	Jacob.Willey@linequest.com	336-392-6042
Robert Poole	TRC	RPoole@TRCcompanies.com	336-604-8137
Rob Litteral	TRC	RLitteral@TRCcompanies.com	336-337-7165
Matthew Yarbrough	PNG	Matthew.Yarbrough@duke-energy.com	704 202 7375
Chad HARRIS	PNG	CHAD.HARRIS@DUKE-ENERGY.COM	336.442.6141
ANDY RUMLEY	PIEDMONT NG	ANDY.RUMLEY@DUKE-ENERGY.COM	336 516 4751
ZAK TYLER	Summit Underground	ZTYLER@SummitUnderground.com	980-308-4583