



NC811

★ MONTHLY UPDATE

JULY 2024

RICHMOND

UCC

UPCOMING MEETINGS

- **NC811 Board Meeting**
Friday, July 19 from 8 to 12
Crowne Plaza Resort, 1 Resort Dr, Asheville



UPCOMING MEETINGS

- **AUGUST 8th**
Washington Nationals Game
1500 S Capitol St SE, Washington, DC
- **AUGUST 11th**
Greensboro Grasshoppers Game for 8-11 Day!
1pm to 5pm
408 Bellemeade St, Greensboro, NC



CALENDAR

NC811 & NCUCC event
calendars can be found
on nc811.org or the nc811
app



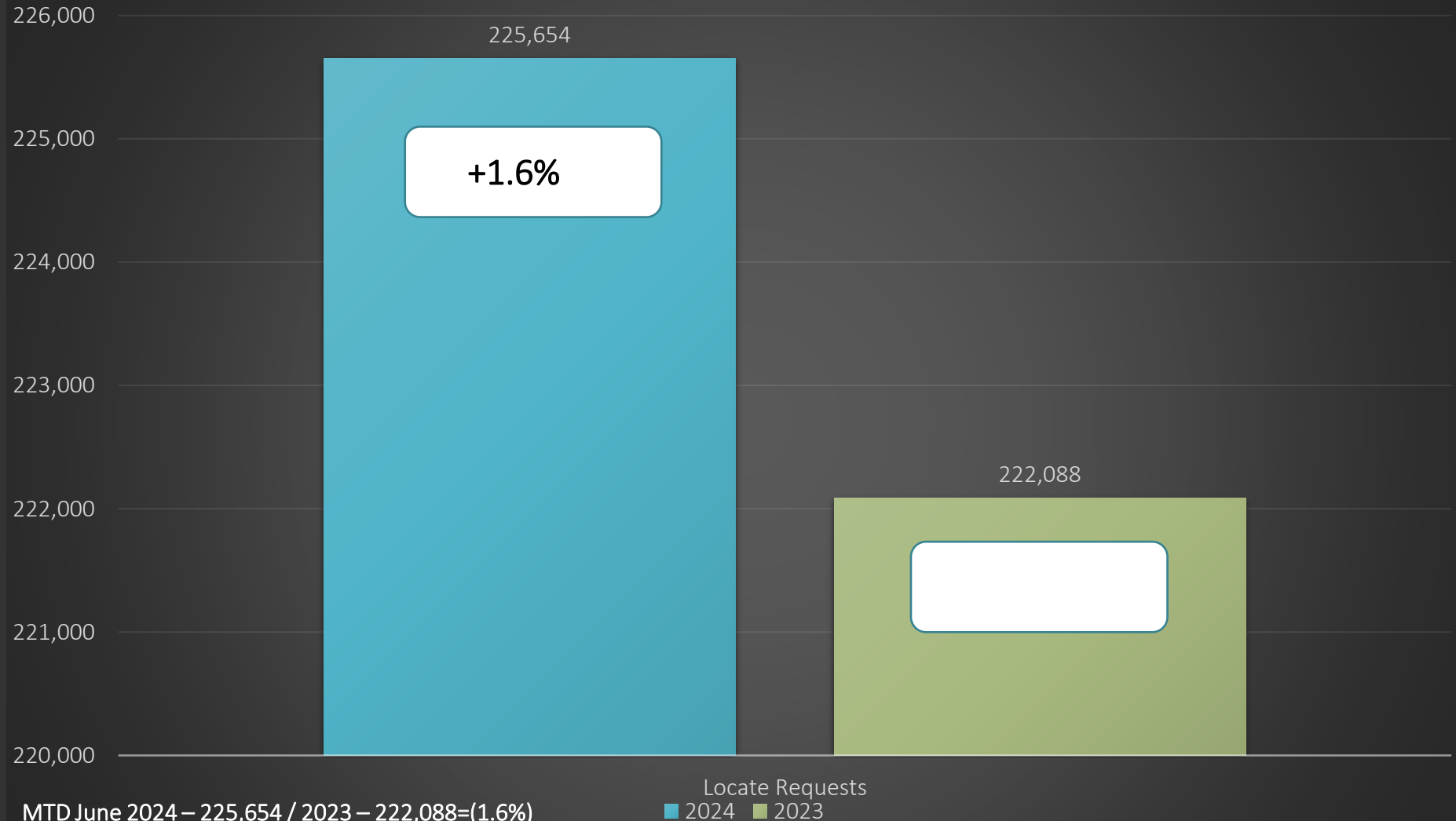


DATA INSIGHTS

Locate Request,
Transmissions,
County ticket volume
and distribution



Locate Requests for NC - June 2024 vs 2023



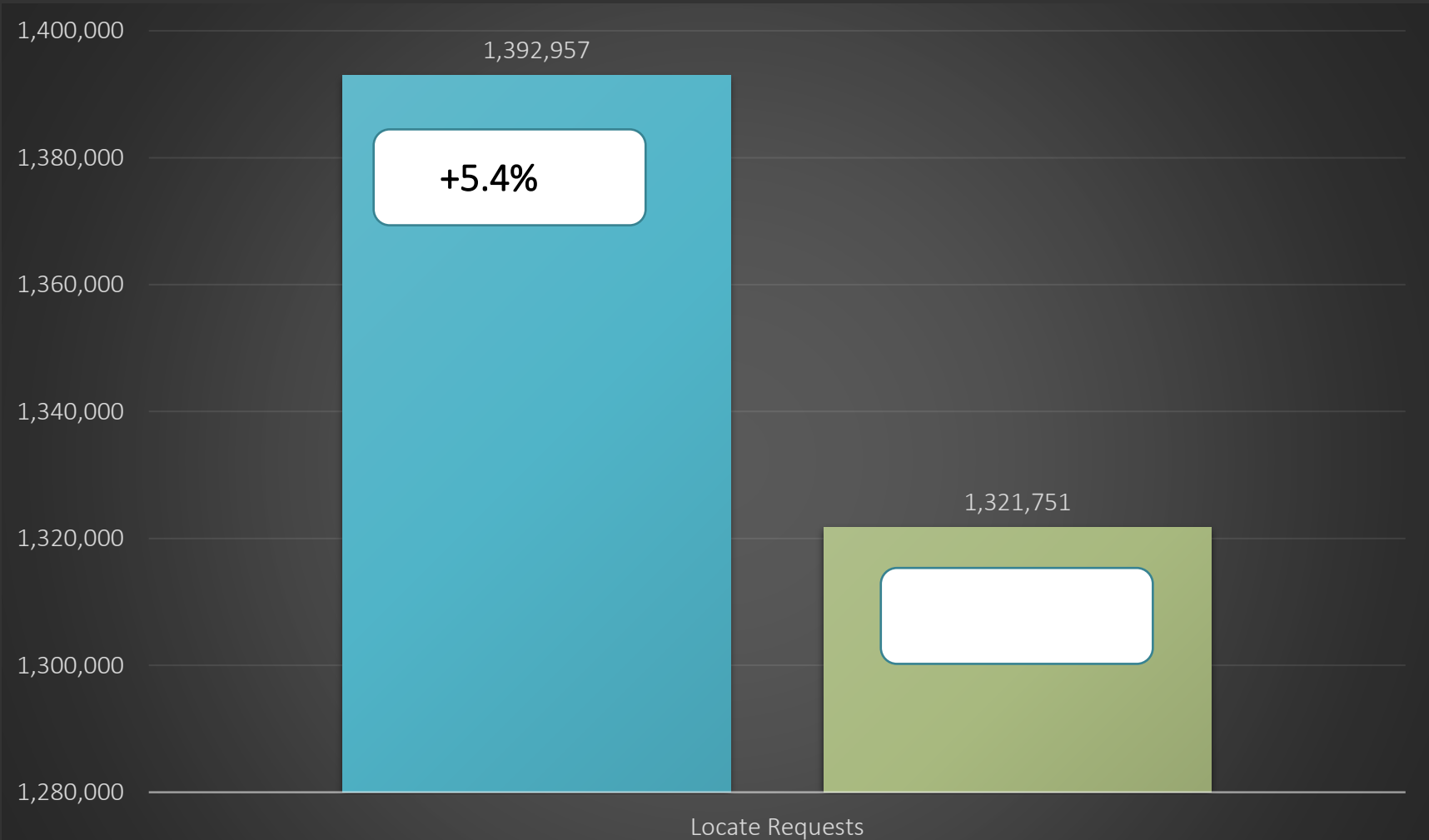
MTD June 2024 – 225,654 / 2023 – 222,088 = (1.6%)

YTD 2024 – 1,392,957 / 2023 – 1,321,751 = +5.4 %


Updates for June 2024 – (70,564) = 31.3% of volume / May 2024 = 35.1% (3.8% Decrease from the month before)

Locate Requests
■ 2024 ■ 2023

Locate Requests for NC - YTD

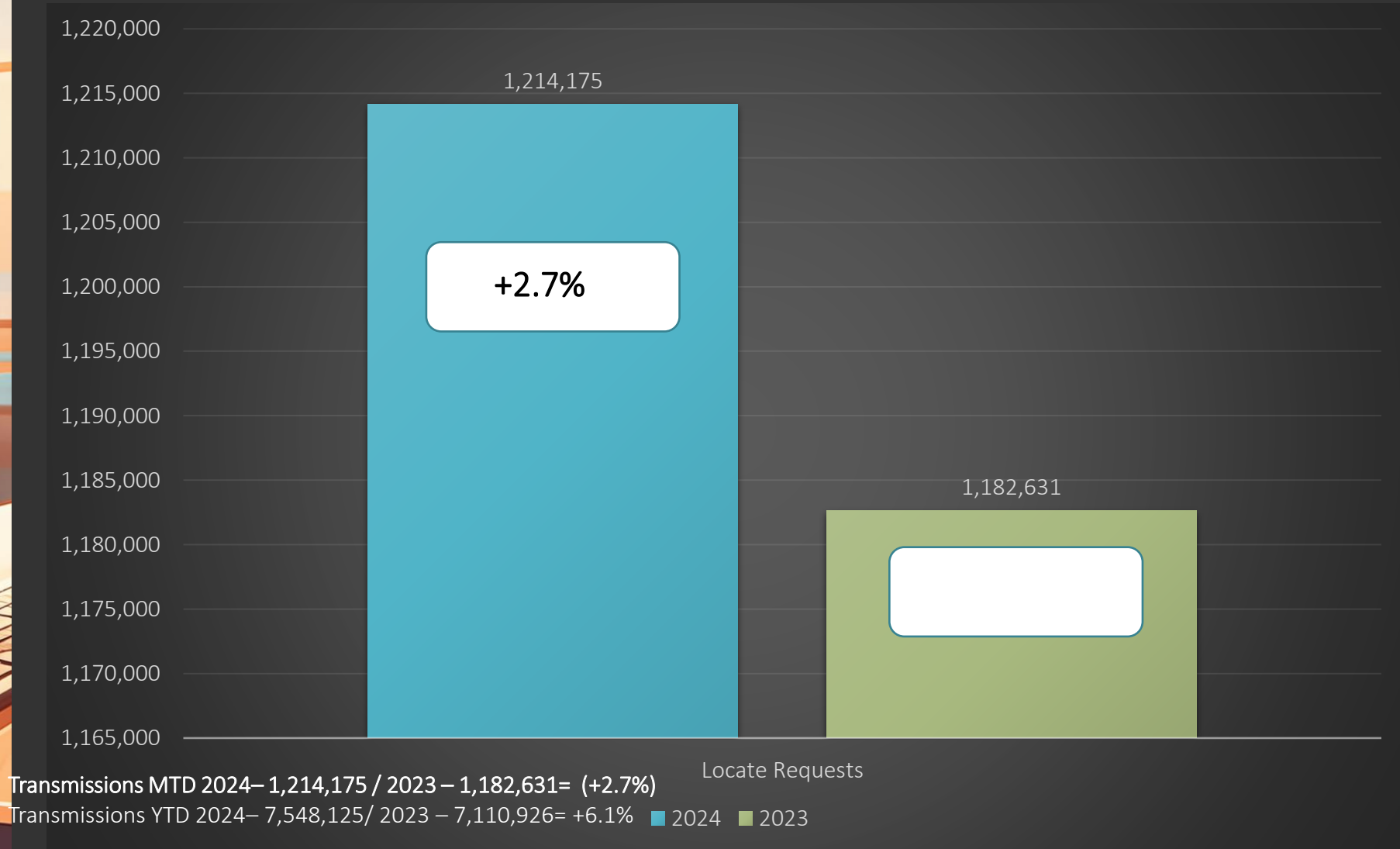


MTD June 2024 – 225,654 / 2023 – 222,088=(1.9%)
YTD 2024 – 1,392,957/ 2023 – 1,321,751 = +5.4 %
Updates for June 2024 – (70,564) = 31.3% of volume / May 2024 = 35.1% (3.8% Decrease from the month before)

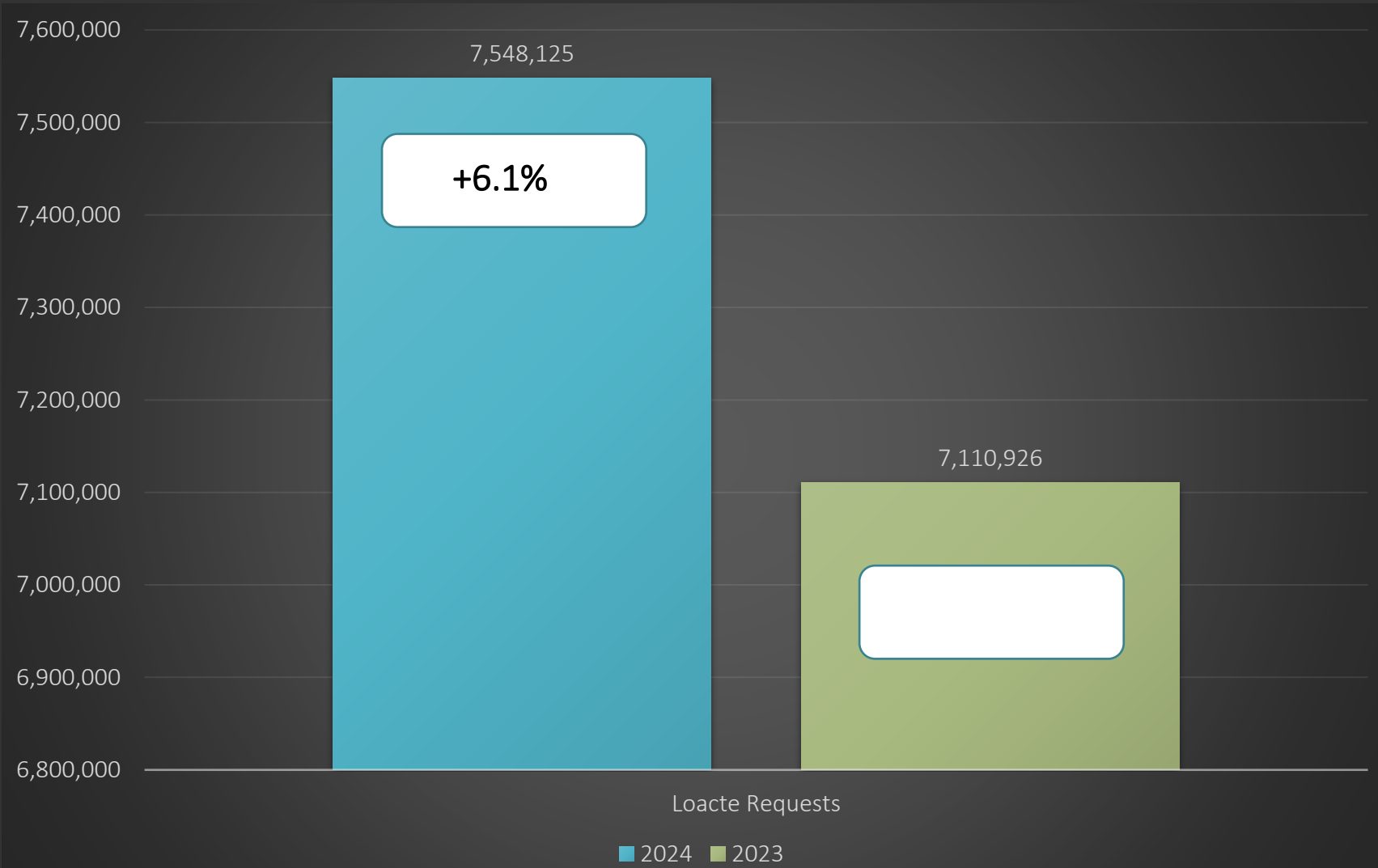




Transmissions for NC - June 24 vs 23



Transmissions for NC - YTD 2024



Transmissions MTD 2024- 1,214,175 / 2023 - 1,182,631= (+1.1%)

Transmissions YTD 2024- 7,548,125/ 2023 - 7,110,926= (+6.1%)



COUNTY TICKET

2024 VS 2023

	3 HR	CNCL	NEW	RXMT	UPDT	TOTAL Tickets
2023	7	10	311	2	133	463
2024	24	4	436	8	176	648
	242.9%	-60.0%	40.2%	300.0%	32.3%	40.0%
				Locates per day		31

COUNTY TICKET

YTD VS PREVIOUS YEAR

	3 HR	CNCL	NEW	RXMT	UPDT	TOTAL Tickets
2023	39	21	1457	37	708	2262
2024	213	54	2548	75	1342	4232
	446.2%	157.1%	74.9%	102.7%	89.5%	87.1%

COUNTY TICKET DISTRIBUTION - JUNE

RICHMOND	648
CORDOVA	5
COVINGTON	4
DERBY	1
EAST ROCKINGHAM	4
ELLERBE	262
HAMLET	81
HOFFMAN	19
MARSTON	1
NORMAN	13
PLAINVIEW	12
ROCKINGHAM	246

Top 10 Callers for -

1	APPALACHIAN UTILITIES, INC	136
2	METRO TECH	53
3	NATIONAL ONDEMAND	49
4	CABLE EAST, INC	41
5	RR CONSTRUCTION	32
6	MIGHTY SERVICES	28
7	BULLINGTON CONSTRUCTION, INC	23
8	J & S UNDERGROUND	20
9	PEE DEE ELECTRIC	17
10	DITECH INDUSTRIES, LLC	13

DAMAGES

DIRT Damage Information
Reporting Tool



June Damages

ALAMANCE	14
ALEXANDER	4
ANSON	1
BEAUFORT	3
BERTIE	2
BLADEN	1
BRUNSWICK	10
BUNCOMBE	26
BURKE	4
CABARRUS	19
CALDWELL	5
CARTERET	7
CATAWBA	30
CHATHAM	12
CHEROKEE	2
CHOWAN	1
CLAY	2
CLEVELAND	14
COLUMBUS	7
CRAVEN	5
CUMBERLAND	49
CURRITUCK	9
DARE	5
DAVIDSON	18
DAVIE	7
DUPLIN	5
DURHAM	61

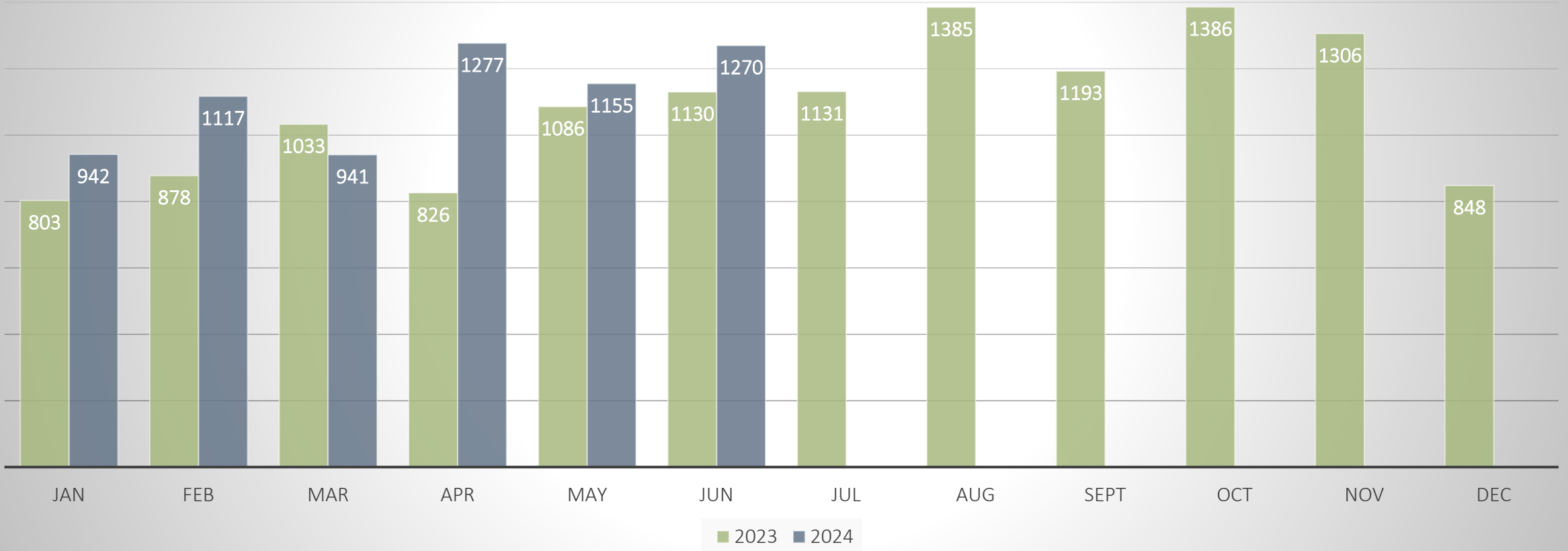
EDGECOMBE	1
FORSYTH	29
FRANKLIN	5
GASTON	33
GRANVILLE	1
GUILFORD	30
HALIFAX	1
HARNETT	32
HAYWOOD	1
HENDERSON	4
HERTFORD	1
HOKE	7
HYDE	1
IREDELL	31
JACKSON	3
JOHNSTON	37
JONES	4
LEE	11
LENOIR	9
LINCOLN	10
MACON	1
MCDOWELL	1
MECKLENBURG	234
MONTGOMERY	4
MOORE	17
NASH	34

NEW HANOVER	28
ONSLOW	25
ORANGE	25
PAMLICO	5
PASQUOTANK	1
PENDER	7
PERSON	1
PITT	3
POLK	4
RANDOLPH	15
RICHMOND	1
ROBESON	4
ROCKINGHAM	11
ROWAN	15
RUTHERFORD	2
SAMPSON	2
STANLY	2
SURRY	1
TRANSYLVANIA	1
UNION	33
WAKE	208
WATAUGA	1

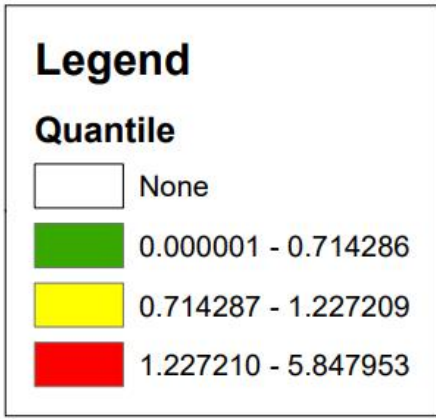
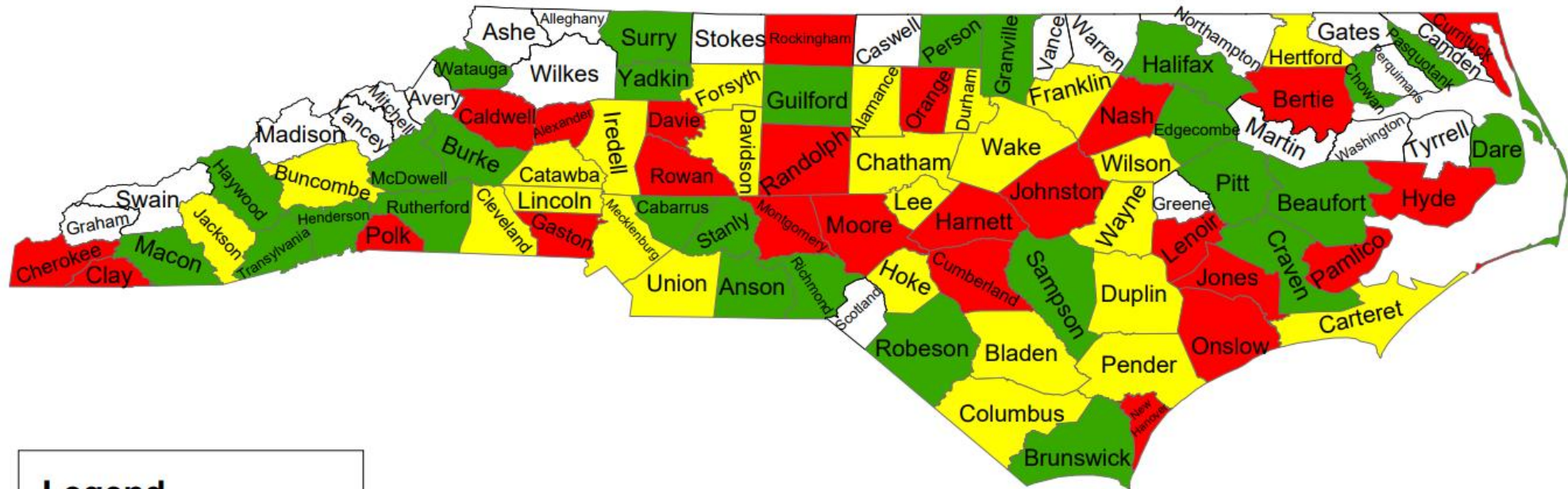
WAYNE	6
WILSON	2
YADKIN	2

Grand Total: 1270

Damages in North Carolina 2024 vs 2023



Damages Per 1,000 Transmissions



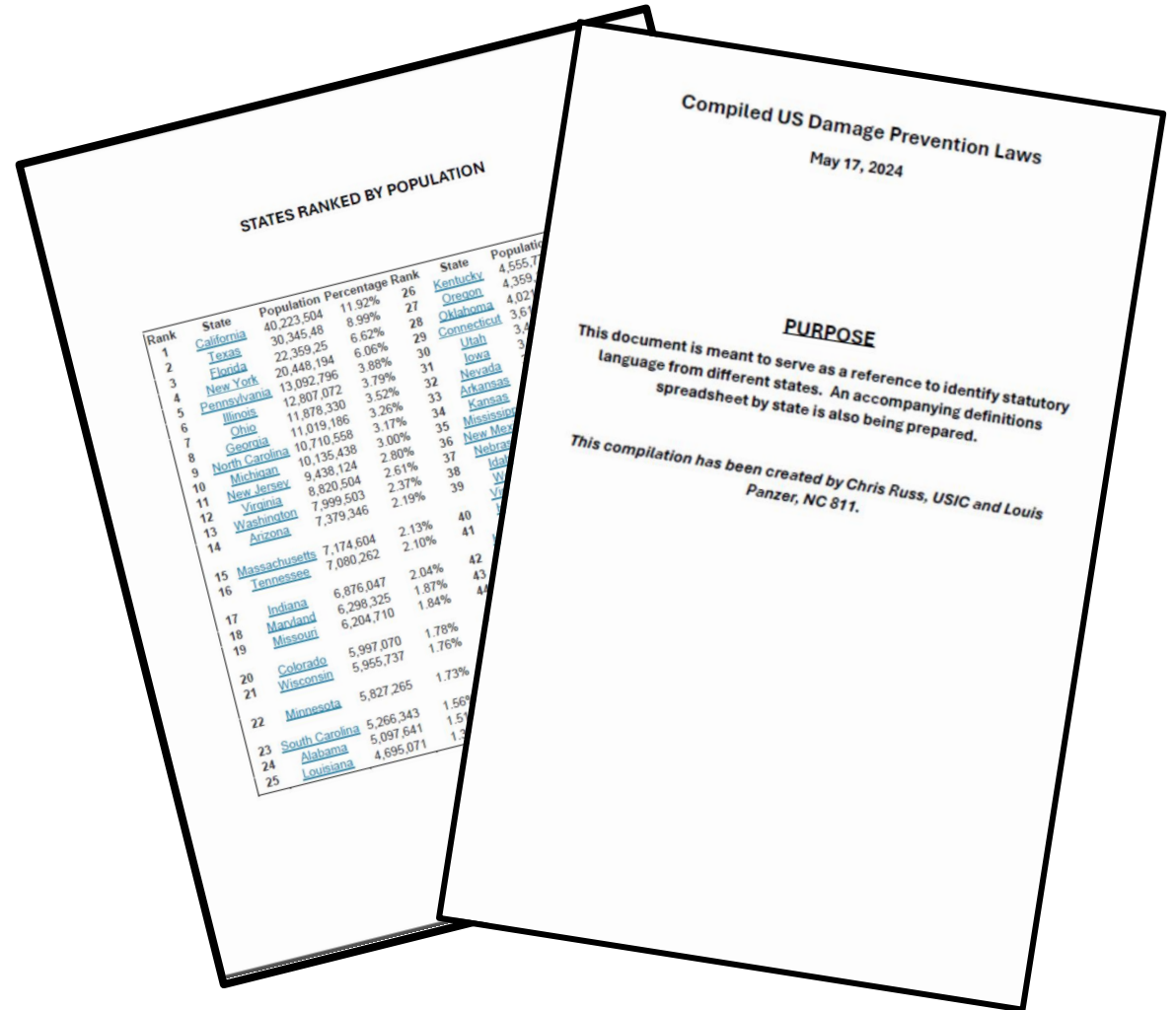
- Task Team Formed
- Senator Sponsors (Lazzara, Rep. Arp)
- Three Meetings Occurred
- Shared Compilation of All State Laws (990 pages worth)
- Redlined Document Shared With Task Team
- Goal is completed language for 2025

STATES RANKED BY POPULATION

Rank	State	Population	Percentage	Rank	State	Population	Percentage
1	California	40,223,504	11.92%	26	Kentucky	4,555,777	1.35%
2	Texas	30,345,48	8.99%	27	Oregon	4,359,110	1.29%
3	Florida	22,359,25	6.62%	28	Oklahoma	4,021,753	1.19%
4	New York	20,448,194	6.06%	29	Connecticut	3,615,499	1.07%
5	Pennsylvania	13,092,796	3.88%	30	Utah	3,423,935	1.01%
6	Illinois	12,807,072	3.79%	31	Iowa	3,233,572	0.96%
7	Ohio	11,878,330	3.52%	32	Nevada	3,225,832	0.96%
8	Georgia	11,019,186	3.26%	33	Arkansas	3,040,207	0.90%
9	North Carolina	10,710,558	3.17%	34	Kansas	2,963,308	0.88%
10	Michigan	10,135,438	3.00%	35	Mississippi	2,959,473	0.88%
11	New Jersey	9,438,124	2.80%	36	New Mexico	2,135,024	0.63%
12	Virginia	8,820,504	2.61%	37	Nebraska	2,002,052	0.59%
13	Washington	7,999,503	2.37%	38	Idaho	1,920,562	0.57%
14	Arizona	7,379,346	2.19%	39	West Virginia	1,775,932	0.53%
15	Massachusetts	7,174,604	2.13%	40	Hawaii	1,483,762	0.44%
16	Tennessee	7,080,262	2.10%	41	New Hampshire	1,395,847	0.41%
17	Indiana	6,876,047	2.04%	42	Maine	1,372,559	0.41%
18	Maryland	6,298,325	1.87%	43	Montana	1,112,668	0.33%
19	Missouri	6,204,710	1.84%	44	Rhode Island	1,110,822	0.33%
20	Colorado	5,997,070	1.78%	45	Delaware	1,017,551	0.30%
21	Wisconsin	5,955,737	1.76%	46	South Dakota	908,414	0.27%
22	Minnesota	5,827,265	1.73%	47	North Dakota	811,044	0.24%
23	South Carolina	5,266,343	1.56%	48	Alaska	740,339	0.22%
24	Alabama	5,097,641	1.51%	49	Vermont	647,156	0.19%
25	Louisiana	4,695,071	1.39%	50	Wyoming	583,279	0.17%



- Tolerance Zone (24-18 inches)
- Mandatory White Lining
- Ticket Life (15-30 working days)
- Hinging the locate time to the work date
- Clarifying ticket size
- Mark Maintenance
- Enforcement items



NOTE: 5.78% of US population in NC and VA.
Reach out if you would like a copy of compiled laws document.

Represented Groups:

Sen. Michael Lazzara Michael.Lazzara@ncleg.gov

NC 811: Louis Panzer, louis@nc811.org

Locators: Christopher Russ ChristopherRuss@usicllc.com

Surveyors: Sherri Barron SBarron@ncsurveyors.com

Municipalities: Allen Turnage aturnage@townofclaytonnc.org

Gas Transmission: API, David McGowan 919-412-4200, mcgowand@api.org

Gas Distribution: Collins, Jim Jim.Collins@duke-energy.com

Electric: BARE, DANIEL DANIEL.BARE@duke-energy.com

Telecommunications: Hardin, Sarah A Sarah.Hardin@windstream.com

NCDOT: Garry, Keith T ktgarry@ncdot.gov

AGC: Bill Stricker BStricker@CarolinasAGC.org

NUCA: Justus Everett j53everett@abeutilities.com

NCRWA: Heather Summers heathersomers@ncrwa.org

NCEMC/UGDPRB: Jake Poplin jakej@ccemc.com



Promote Safety at your next meeting with NC811's Tailgate Safety Talk Papers!

Enhance your safety meetings with our newly released Tailgate Safety Talk papers, now available for download from [NC811.org](https://www.nc811.org)! Located under the Education Resource section, these comprehensive papers cover 26 crucial safety topics designed to keep your team informed and protected.





NC 811.ORG EDUCATION TEAM



Parrish Reddick
Piedmont Liaison



Steven Moore
Media Relations Specialist



Ann Rushing
Education Manager



Tami Groves
Southeast Liaison



Howard Corey
Eastern Liaison



Tyler Ross
Western Liaison



Follow NCUCC on Facebook. There we will post meeting info, schedules, photos and videos and joint conference updates.

facebook.com/ncucc1

THANK YOU

A copy of this presentation is available at www.ncucc.org

If this meeting was virtual or hybrid, a video is available on ncucc.org. Go to County UCC's.

The video will be listed under the month and year the meeting took place.

Richmond Co UCC
July 2024

Attendees:
Carlos Torres-Diaz
Tami Groves

Moore County is very busy. Richmond Co is not as bad. PNG is staying busy in other areas trying to stay caught up.