

# MONTHLY UPDATE SEPTEMBER 2024

COUNTY UCC



811

**NC 811.ORG**

The logo for NC 811.ORG features the text "NC 811.ORG" in a bold, green, sans-serif font with a white outline. Below the text is a stylized icon of a shovel, with the blade pointing downwards and the handle curving upwards on both sides.

# Upcoming meetings

- **NC State UCC Meeting**  
Tuesday, Nov 12 from 10 to 12  
Dominion Energy,  
15 Overland Industrial Blvd, Asheville NC
- **Underground Damage Prevention Review Board**  
Tuesday, Oct. 15 from 10 to 4  
NC811 Events Center, Greensboro  
<https://udprb.nc.gov/Reporting-a-Violation>
- **Locate Resolution Partnership Committee**  
Wednesday, Sept. 25 from 11 to 1  
NC811 Events Center, Greensboro  
<https://ncucc.org/locate-resolution-partnership-committee/>



---

# Third Quarter Board Meeting

- ▶ Friday, October 18, 2024  
8 am to noon
- ▶ Holiday In Resort Lumina  
Wrightsville Beach, NC
- ▶ For registration and  
booking information  
contact Virginia at  
[virginia@nc811.org](mailto:virginia@nc811.org)





# CALENDAR

NC811 & NCUCC  
event calendars can  
be found on [nc811.org](https://nc811.org)  
or the nc811 app



# ✓ NC811 Data Insights

Locate requests



Transmissions

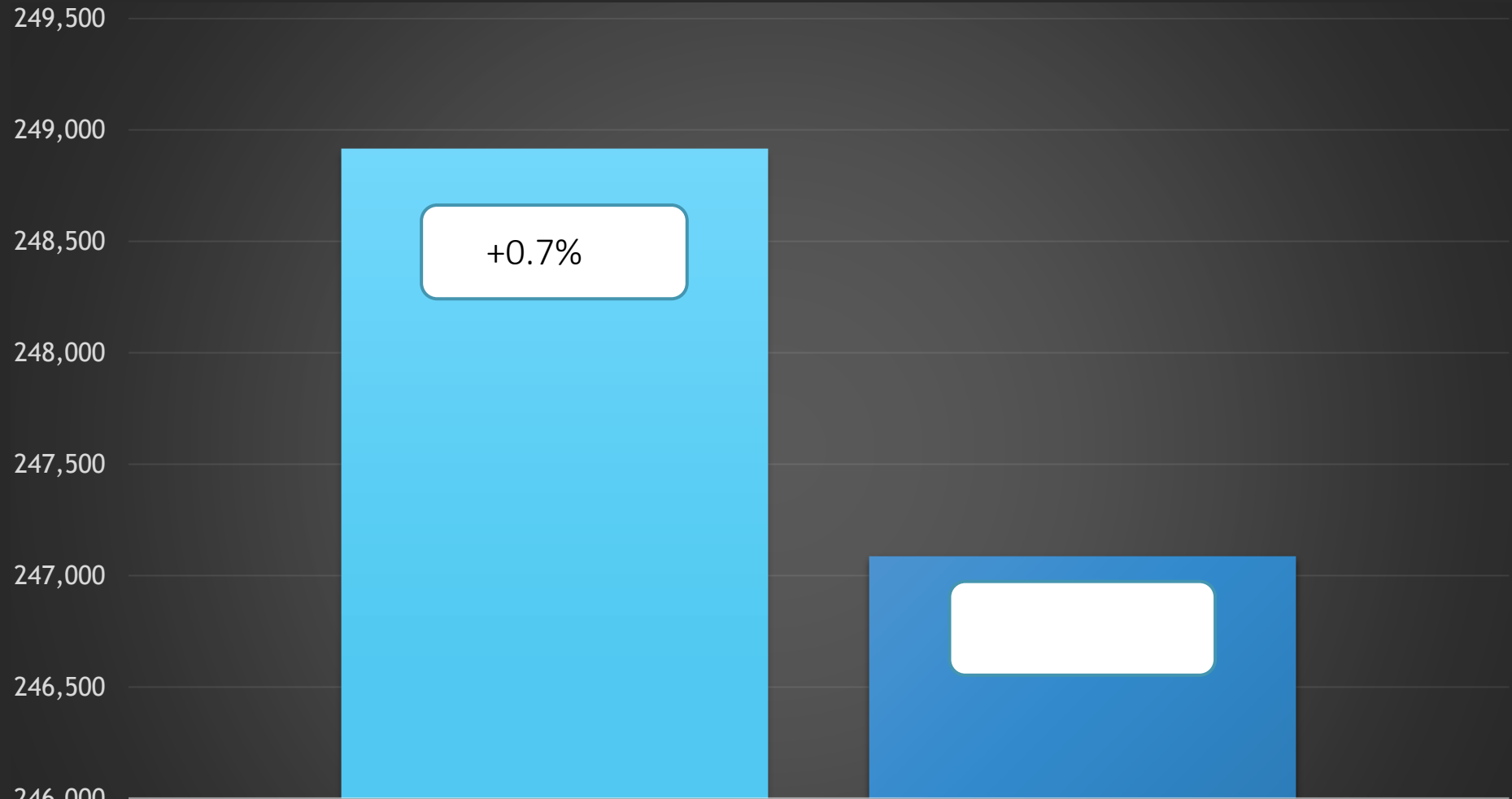


County ticket volume  
and distribution





# Locate Requests for NC - Aug 24 vs 23



MTD Aug 2024 - 248,916 / 2023 - 247,083=(0.7%)

YTD 2024 - 1,889,666 / 2023 - 1,788.620 = +5.6 %

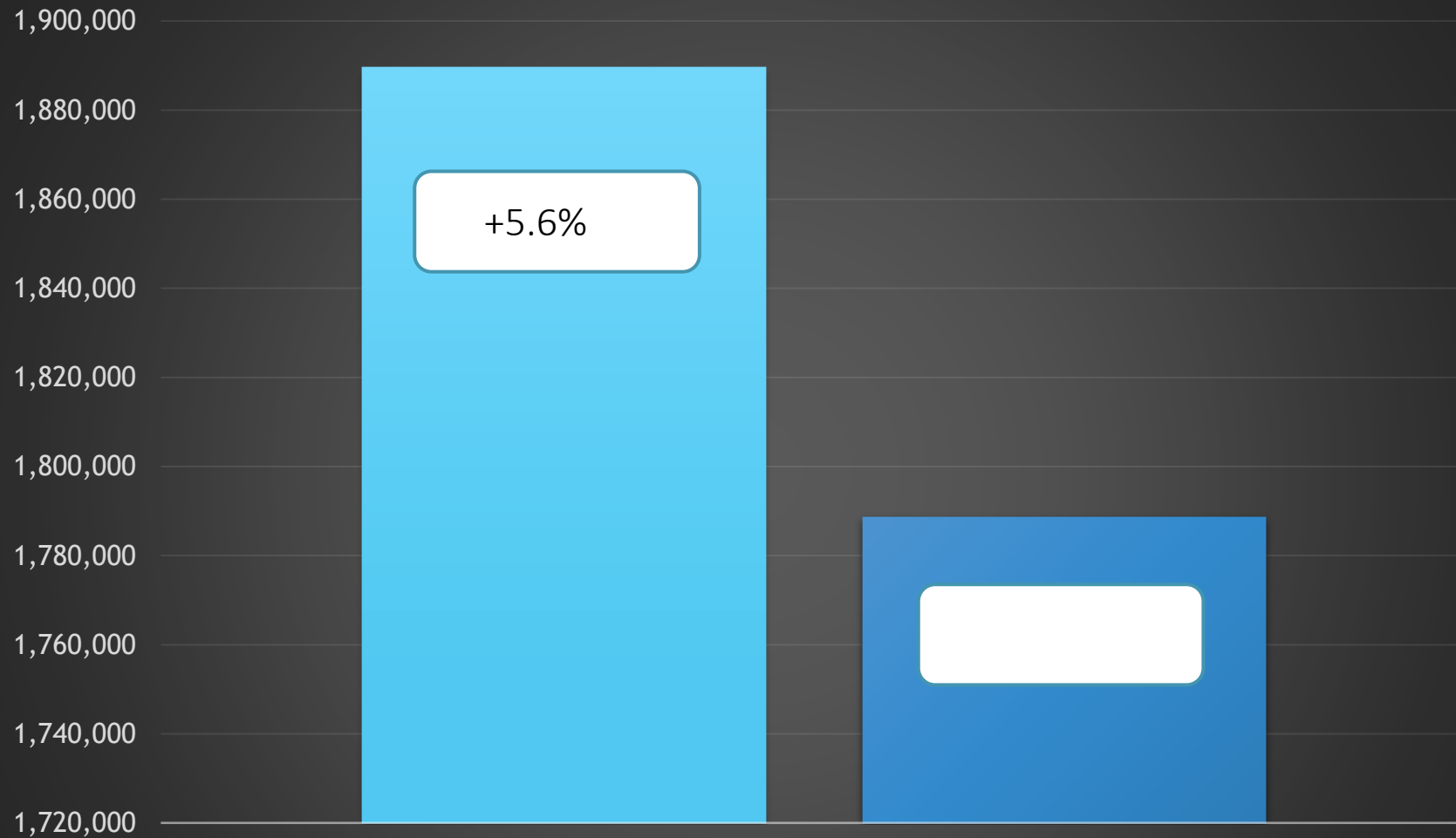
Updates for July 2024 - (79,086) = 32.8% of volume / July 2024 =

32% (.8% Increase from the month before)

Locate Requests

■ 2024 ■ 2023

# Locate Requests for NC - YTD




Locate Requests

MTD Aug 2024 - 248,916 / 2023 - 247,083=(0.7%)

YTD 2024 - 1,889,666/ 2023 - 1,788.620 = +5.6 %

Updates for July 2024 - (79,086) = 32.8% of volume / July 2024 = 32% (.8% Increase from the month before)

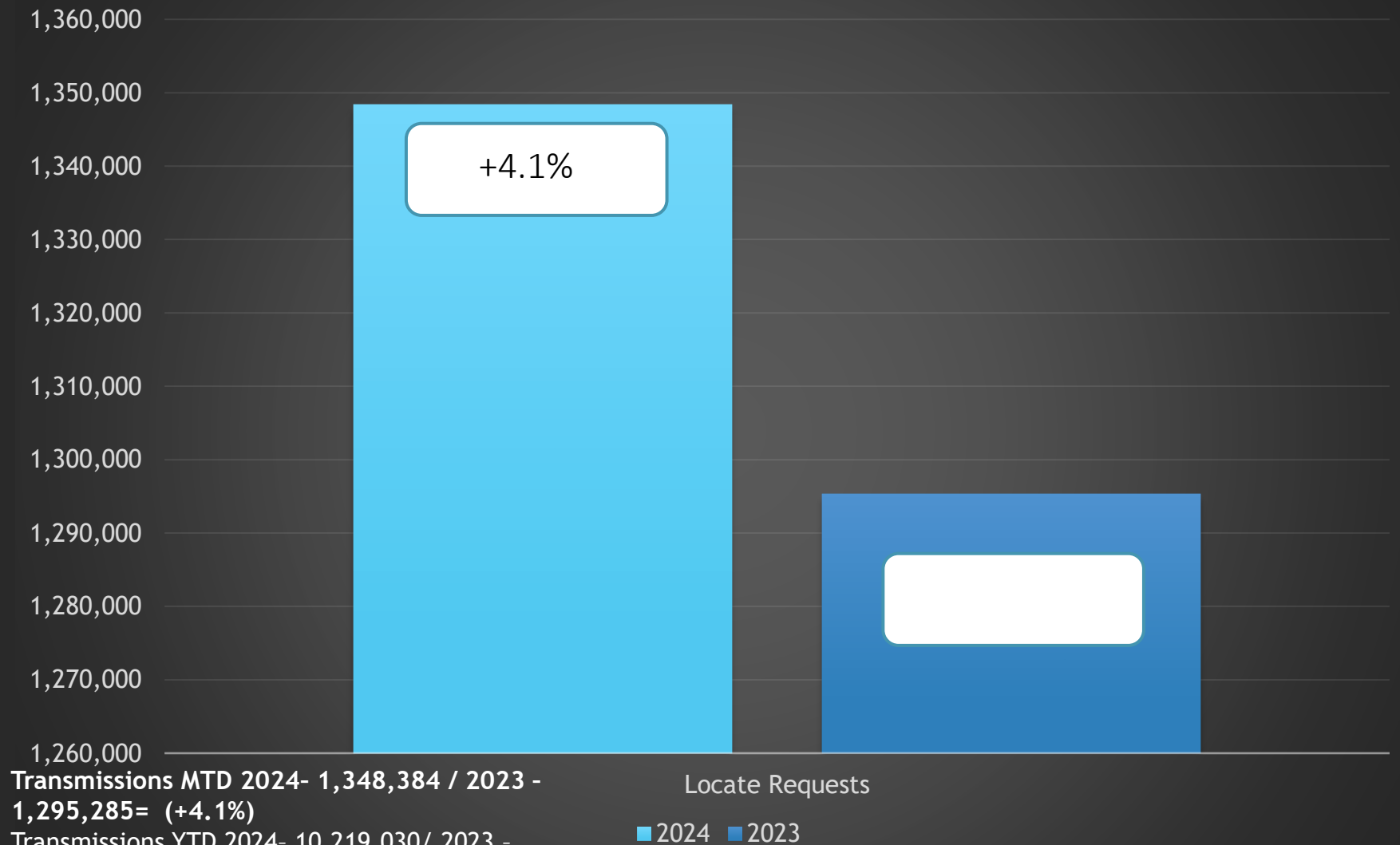
■ 2024 ■ 2023







# Transmissions for NC - Aug. 24 vs 23



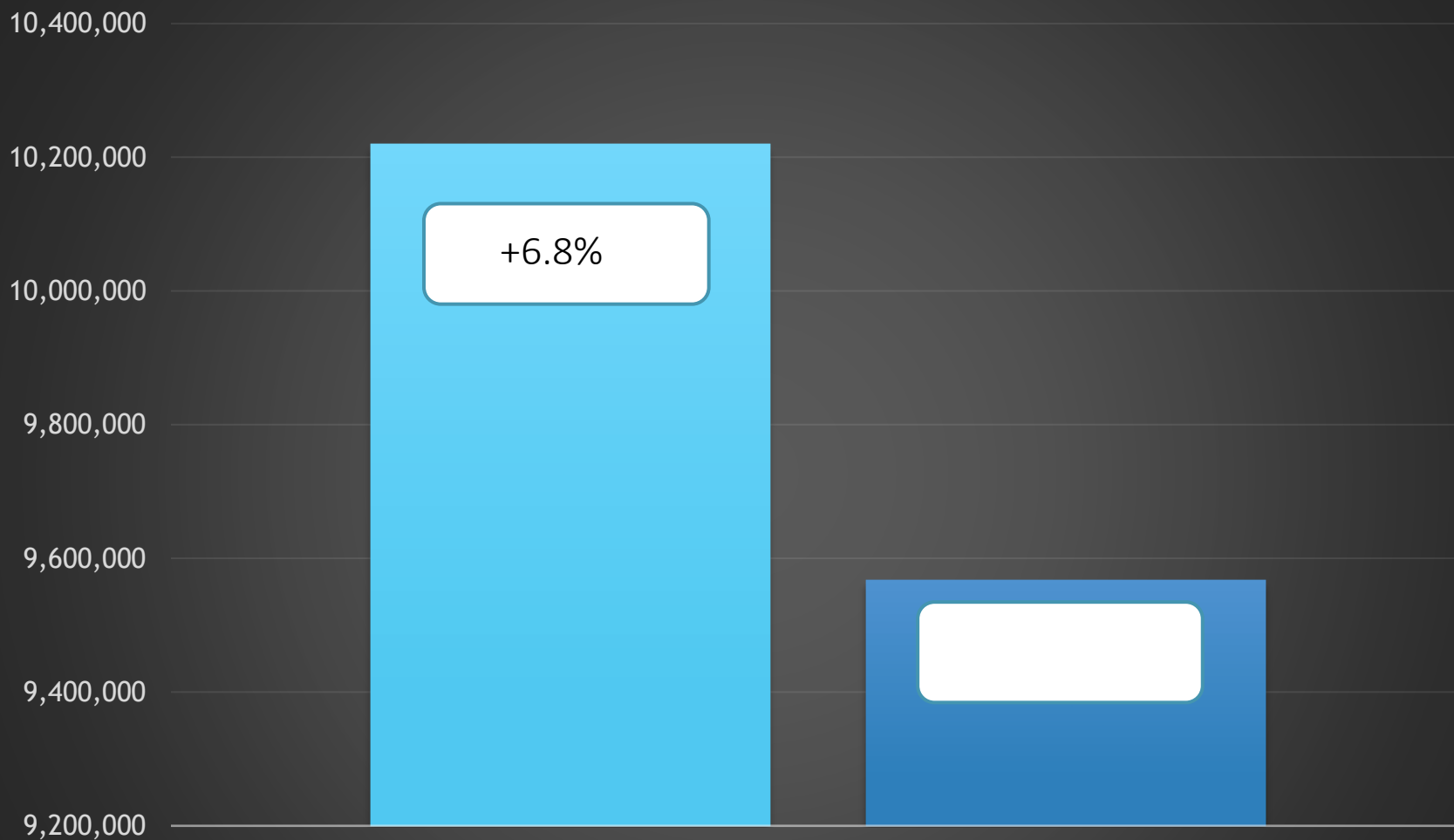
Transmissions MTD 2024- 1,348,384 / 2023 - 1,295,285= (+4.1%)

Transmissions YTD 2024- 10,219,030 / 2023 - 9,567,649= +6.8%

Locate Requests

■ 2024 ■ 2023

# Transmissions for NC - YTD 2024



Transmissions MTD 2024- 1,348,384 / 2023 - 1,295,285= (+4.1%)

Transmissions YTD 2024- 10,219,030/ 2023 - 9,567,649= +6.8%

■ 2024 ■ 2023

Loacte Requests



# County ticket Volume

2024 VS 2023

Richmond	3 HR	CNCL	NEW	RXMT	UPDT	TOTAL Tickets
2023	6	3	234	8	154	405
2024	17	18	490	40	474	1039
	183.3%	500.0%	109.4%	400.0%	207.8%	156.5%
				Locates per day		55

# County ticket Volume

## YTD VS PREVIOUS YEAR

Richmond	3 HR	CNCL	NEW	RXMT	UPDT	TOTAL Tickets
2023	68	26	1960	50	1009	3113
2024	236	78	3479	122	2209	6124
	247.1%	200.0%	77.5%	144.0%	118.9%	96.7%

# County ticket distribution - AUGUST

<b>RICHMOND</b>	<b>1039</b>
COVINGTON	123
ELLERBE	190
ELLERBE GROVE	59
HAMLET	150
PLAINVIEW	13
<b>ROCKINGHAM</b>	<b>485</b>

# DAMAGES

**DIRT** Damage Information  
Reporting Tool

**CGA** Common  
Ground  
Alliance

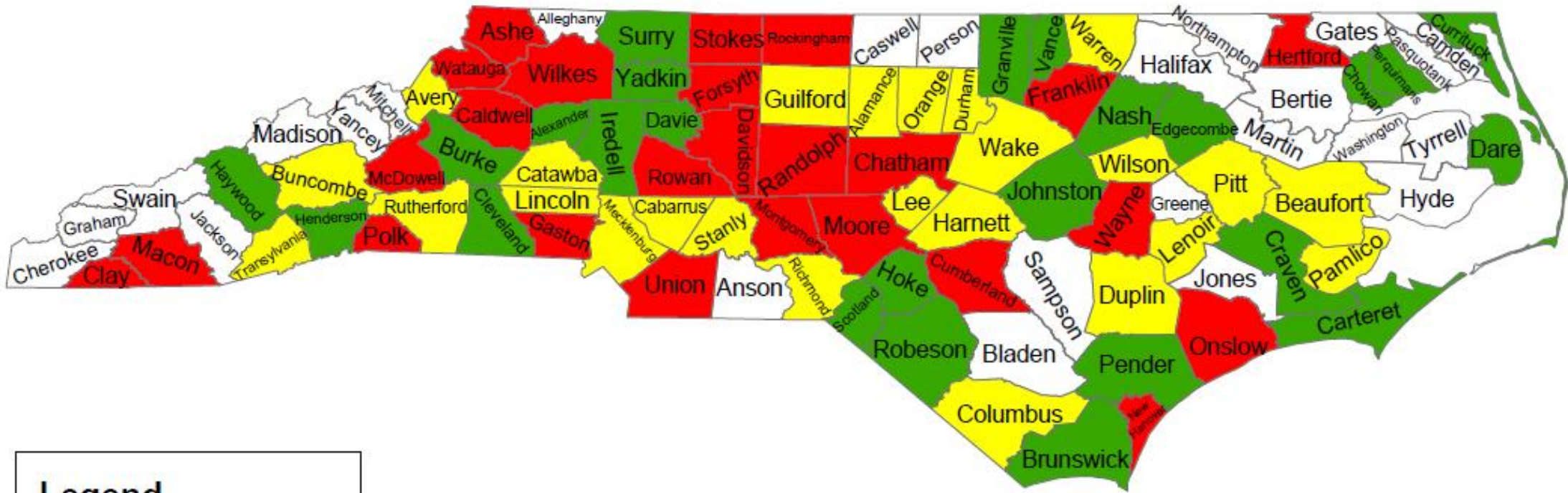


# August Damages

Grand Total 1,265

NC-Alamance	20	NC-Davie	3	NC-New Hanover	33
NC-Alexander	1	NC-Duplin	5	NC-Onslow	27
NC-Ashe	2	NC-Durham	83	NC-Orange	19
NC-Avery	1	NC-Edgecombe	3	NC-Pamlico	2
NC-Beaufort	4	NC-Forsyth	56	NC-Pender	3
NC-Brunswick	11	NC-Franklin	9	NC-Perquimans	2
NC-Buncombe	18	NC-Gaston	30	NC-Pitt	17
NC-Burke	2	NC-Granville	1	NC-Polk	3
NC-Cabarrus	25	NC-Guilford	42	NC-Randolph	15
NC-Caldwell	6	NC-Harnett	21	<b>NC-Richmond</b>	<b>3</b>
NC-Carteret	3	NC-Haywood	2	NC-Robeson	5
NC-Catawba	20	NC-Henderson	9	NC-Rockingham	10
NC-Chatham	16	NC-Hertford	2	NC-Rowan	17
NC-Chowan	1	NC-Hoke	4	NC-Rutherford	5
NC-Clay	3	NC-Iredell	21	NC-Scotland	2
NC-Cleveland	7	NC-Johnston	14	NC-Stanly	6
NC-Columbus	5	NC-Lee	9	NC-Stokes	4
NC-Craven	7	NC-Lenoir	4	NC-Surry	1
NC-Cumberland	49	NC-Lincoln	10	NC-Transylvania	2
NC-Currituck	2	NC-Macon	4	NC-Union	46
NC-Dare	3	NC-McDowell	4	NC-Vance	1
NC-Davidson	20	NC-Mecklenburg	224	NC-Wake	171
		NC-Montgomery	5	NC-Warren	2
		NC-Moore	42	NC-Watauga	5
		NC-Nash	14	NC-Wayne	9
				NC-Wilkes	4
				NC-Wilson	3
				NC-Yadkin	1

# Damages Per 1,000 Transmissions – August 2024



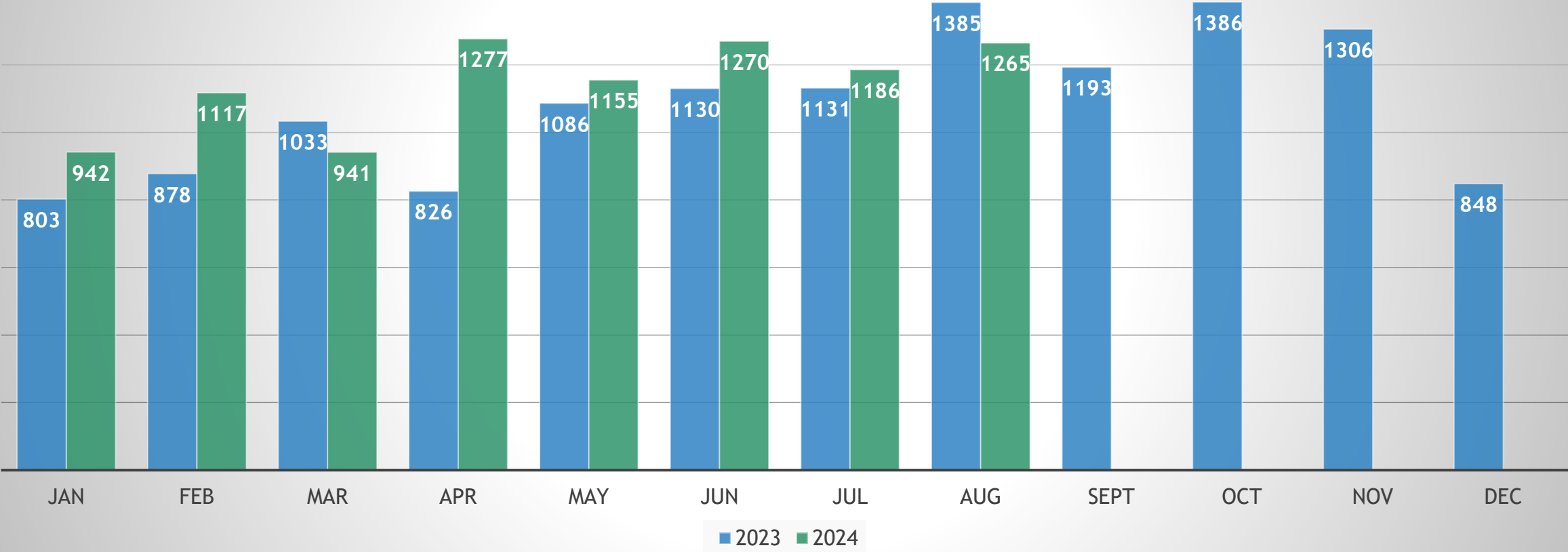
## Legend

### Quantile

White	0.000000
Green	0.000001 - 0.672269
Yellow	0.672270 - 1.210068
Red	1.210069 - 2.536079



# Damages in North Carolina 2024 vs 2023



# Top 10 Callers for - Richmond

1	APPALACHIAN UTILITIES, INC	177
2	CABLE EAST, INC	169
3	UTILITY CONSTRUCTION CONCEPTS, LLC	95
4	TRAFFIC CONTROL SAFETY SERVICES, INC	84
5	EASTERN EARTHSCAPES AND CONSTRUCTION	64
6	SEMF LLC	43
7	T L C WORKS	40
8	J H UTILITIES	33
9	RR CONSTRUCTION	30
10	METRO TECH	26



# NC 811 ORG Education team



**Parrish Reddick**  
Piedmont Liaison



**Steven Moore**  
Media Relations Specialist



**Ann Rushing**  
Education Manager



**Tami Groves**  
Southeast Liaison



**Howard Corey**  
Eastern Liaison



**Rory Phipps**  
Western Liaison



# THANK YOU!

A copy of this presentation  
is available at  
[www.ncucc.org](http://www.ncucc.org)



Richard WEA

Sept 2024

Tami Gyros

Ne811

tami@ne811.org

Larry McCormick

PNB

Larry.McCormick@duke-energy.com

Serg Shepard

PDEM

Shepard@pdem.com

IAN MORAN

PDEM

~~she@moran~~

Perre Dams

POBC

pdem@pdem.com

Cable East - update tickets

- about update what you are completed

PNB -

All updating in mobile

retirements Max for Fawcenburg  
to NH filead.