

UNION COUNTY UCC

MONTHLY UPDATE -OCTOBER 2024





HURRICANE **RELIEF**



<https://pay.payitgov.com/ncdonations>



Breast Cancer Facts

- In the US, 1 in 8 women will be diagnosed with breast cancer in their lifetime.
- A man's lifetime risk of breast cancer is about 1 in 1,000.
- Getting a mammogram can help reduce the number of deaths from breast cancer by 30 to 40% among women ages 40 to 70



During this month NC811 has changed all of our social media icons to pink and the background of our website is pink as well.

#breastcancerawarenessmonth

Upcoming meetings

- **NC State UCC Meeting**
Tuesday, Nov., 12 from 10 to 12
Enbridge Gas of North Carolina (*Formerly Dominion Energy*),
15 Overland Industrial Blvd., Asheville
- **Underground Damage Prevention Review Board**
Tuesday, Oct. 15 from 10 to 4
NC811 Events Center, Greensboro
<https://udprb.nc.gov/Reporting-a-Violation>
- **Locate Resolution Partnership Committee**
Wednesday, Nov., 20 from 11 to 1
NC811 Events Center, Greensboro
<https://ncucc.org/locate-resolution-partnership-committee/>



Third Quarter Board Meeting

- ▶ Friday, October 18, 2024
8 am to noon
- ▶ Holiday Inn Resort Lumina
Wrightsville Beach, NC
- ▶ For registration and
booking information
contact Virginia at
virginia@nc811.org





CALENDAR

NC811 & NCUCC
event calendars can
be found on nc811.org
or the nc811 app



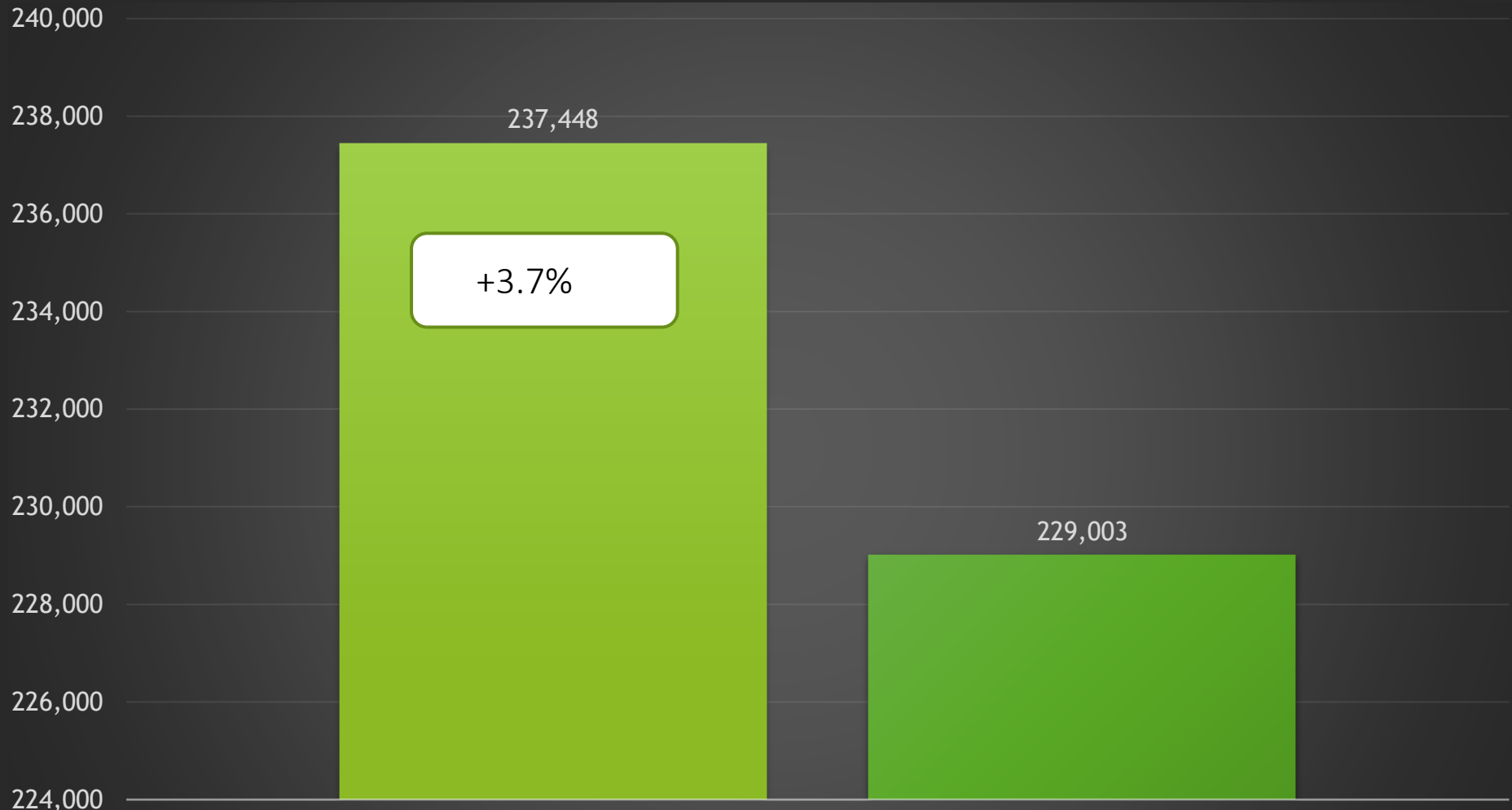
NC811 Data Insights

- ✓ Locate requests
- ✓ Transmissions
- ✓ County ticket volume and distribution





Locate Requests for NC - Sept 24 vs 23



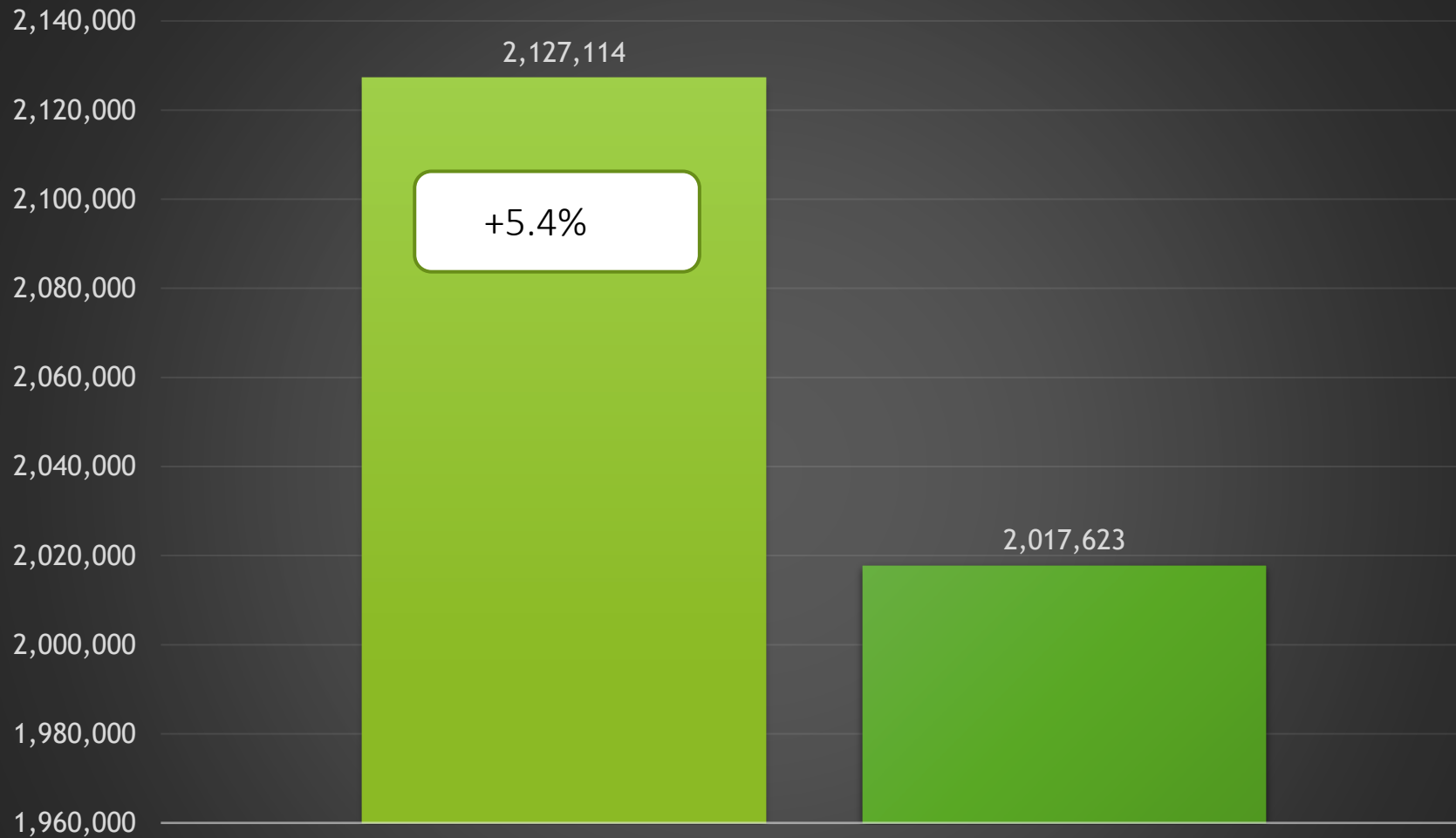
MTD Sept 2024 - 237,448 / 2023 - 229,003=(3.7%)

YTD 2024 - 2,127,114/ 2023 - 2,017,623= +5.4 %

Updates for Sept 2024 - (73,846) = 31.1% of volume / Aug 2024 = 32.8% (1.7% Decrease from the month before)


Locate Requests
■ 2024 ■ 2023

Locate Requests for NC - YTD



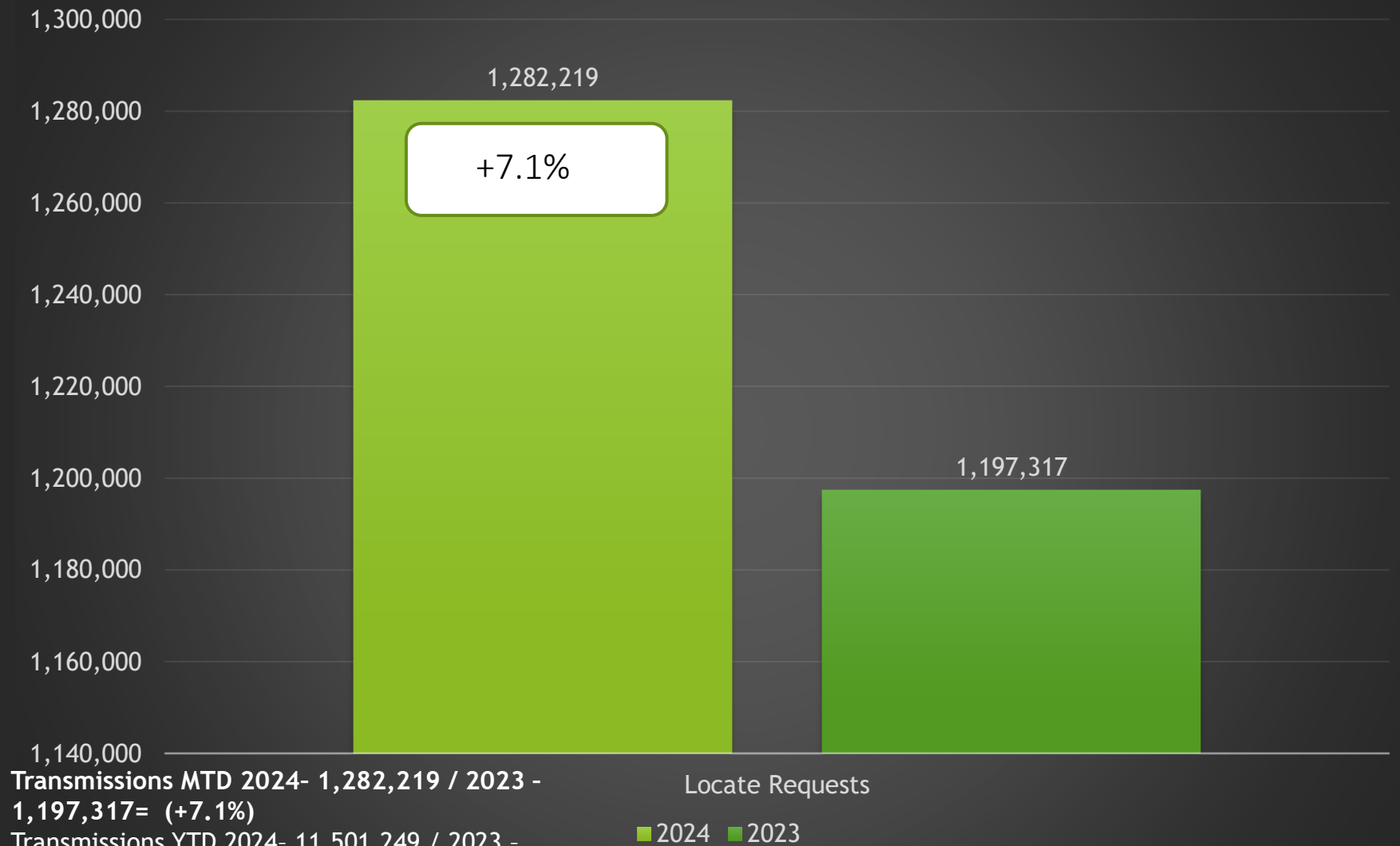
Locate Requests

MTD Sept 2024 - 237,448 / 2023 - 229,003=(3.7%)
YTD 2024 - 2,127,114/ 2023 - 2,017,623= +5.4 %
Updates for Sept 2024 - (73,846) = 31.1% of volume / Aug 2024 = 32.8% (1.7% Decrease from the month before)





Transmissions for NC - Sept. 24 vs 23



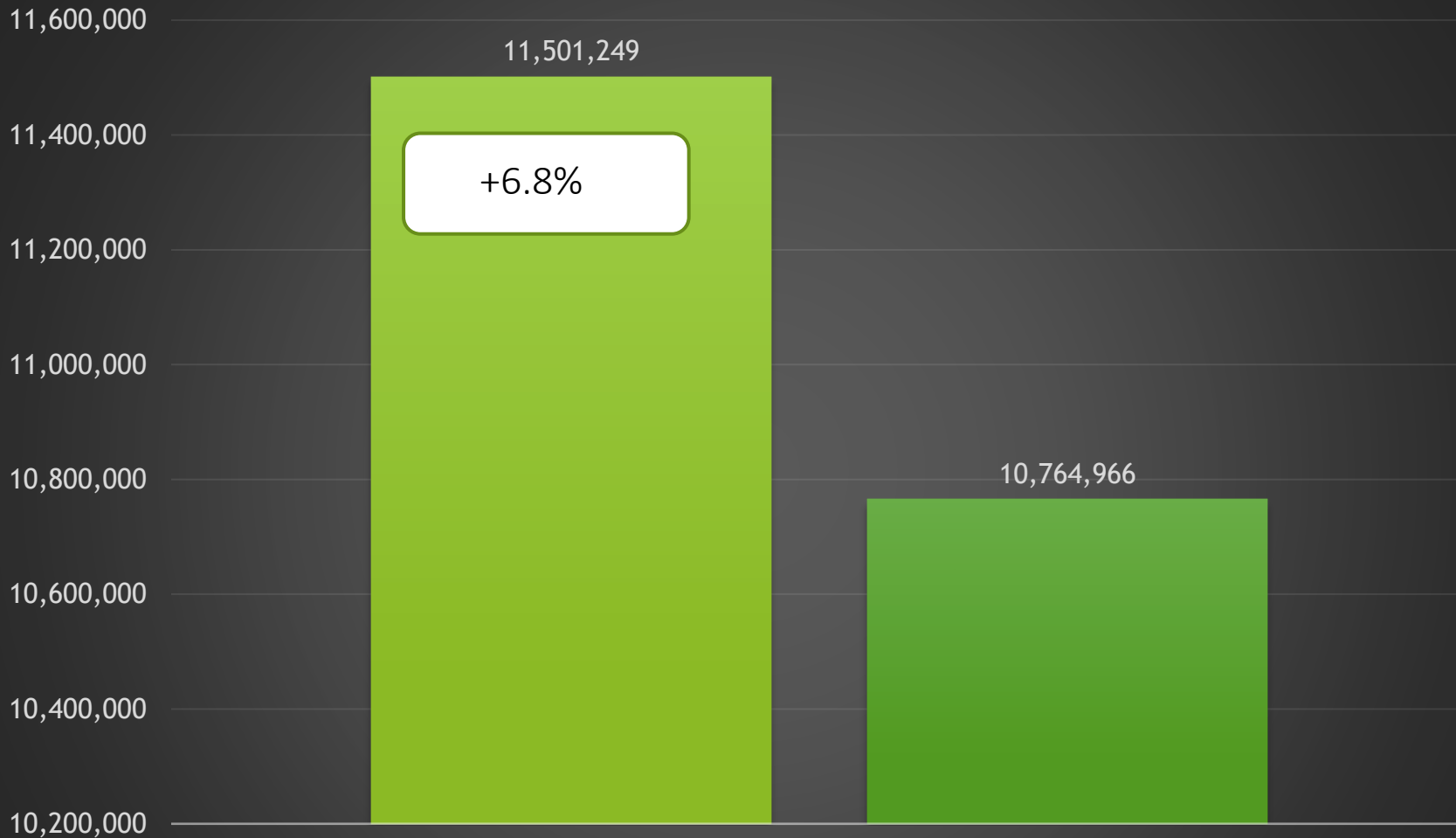
Transmissions MTD 2024- 1,282,219 / 2023 - 1,197,317= (+7.1%)

Transmissions YTD 2024- 11,501,249 / 2023 - 10,764,966= +6.8%

Locate Requests

■ 2024 ■ 2023

Transmissions for NC - YTD 2024



Transmissions MTD 2024- 1,282,219 / 2023 - 1,197,317= (+7.1%)

Transmissions YTD 2024- 11,501,249 / 2023 - 10,764,966= (+6.8%)

■ 2024 ■ 2023

Loacte Requests



County ticket Volume

2024 VS 2023

Union	3 HR	CNCL	NEW	RXMT	UPDT	TOTAL Tickets
2023	296	93	3595	139	1267	5390
2024	657	70	4117	379	2209	7432
	122.0%	-24.7%	14.5%	172.7%	74.3%	37.9%
				Locates per day		338

County ticket Volume

YTD VS PREVIOUS YEAR

Union	3 HR	CNCL	NEW	RXMT	UPDT	TOTAL Tickets
2023	3414	467	35144	1533	13746	54304
2024	5040	974	36475	1970	17783	62242
	47.6%	108.6%	3.8%	28.5%	29.4%	14.6%

County ticket distribution - SEPTEMBER

UNION	7432
FAIRVIEW	131
HEMBY BRIDGE	14
INDIAN TRAIL	1357
LAKE PARK	17
MARSHVILLE	552
MARVIN	121
MINERAL SPRINGS	15
MINT HILL	10
MONROE	1707
NEW SALEM	16
OLIVE BRANCH	14
STALLINGS	628
UNIONVILLE	108
WAXHAW	1580
WEDDINGTON	774
WESLEY CHAPEL	201
WINGATE	167

DAMAGES

DIRT Damage Information
Reporting Tool



SEPTEMBER Damages

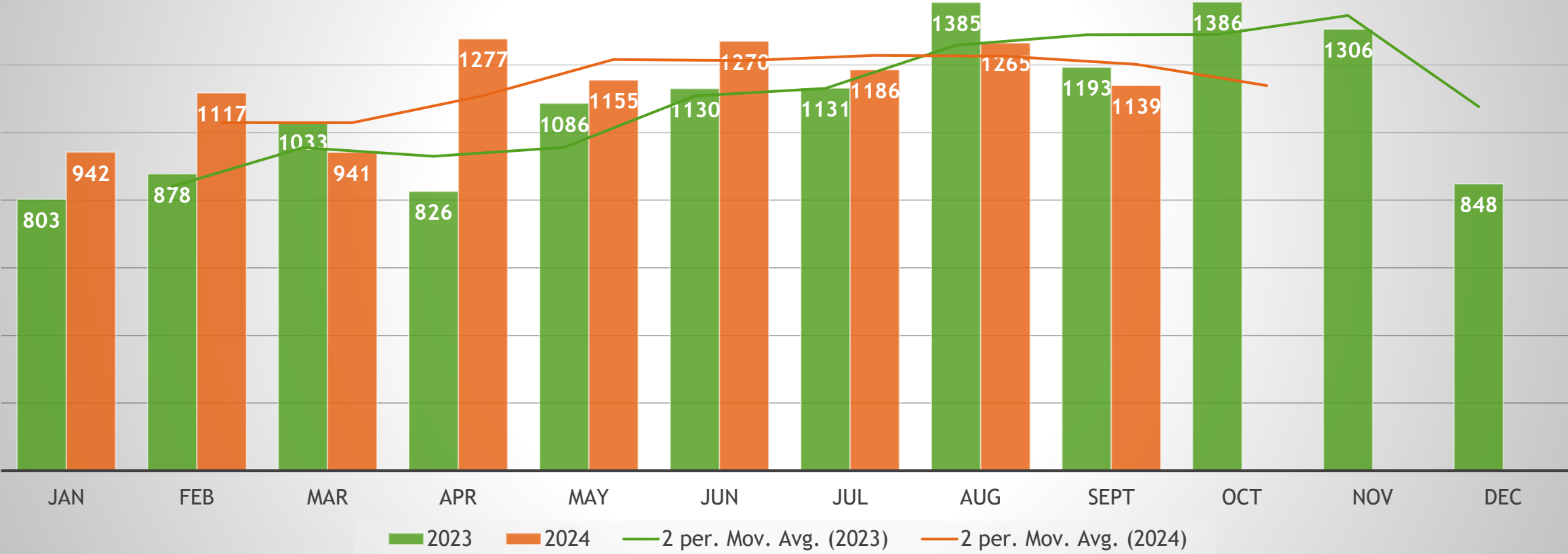
Grand Total 1,139

NC-Alamance	26
NC-Alexander	5
NC-Anson	1
NC-Avery	1
NC-Beaufort	5
NC-Brunswick	13
NC-Buncombe	10
NC-Cabarrus	25
NC-Caldwell	8
NC-Carteret	4
NC-Caswell	2
NC-Catawba	16
NC-Chatham	5
NC-Cherokee	1
NC-Clay	1
NC-Cleveland	6
NC-Columbus	4
NC-Craven	4
NC-Cumberland	46
NC-Currituck	3
NC-Dare	4
NC-Davidson	11

NC-Davie	6
NC-Duplin	4
NC-Durham	51
NC-Forsyth	60
NC-Franklin	3
NC-Gaston	19
NC-Greene	1
NC-Guilford	38
NC-Halifax	1
NC-Harnett	21
NC-Haywood	3
NC-Henderson	13
NC-Hoke	4
NC-Iredell	21
NC-Johnston	15
NC-Jones	1
NC-Lee	13
NC-Lenoir	6
NC-Lincoln	22
NC-Macon	1
NC-Madison	1
NC-McDowell	3
NC-Mecklenburg	227
NC-Montgomery	1
NC-Moore	41

NC-Nash	10
NC-New Hanover	22
NC-Northampton	1
NC-Onslow	18
NC-Orange	17
NC-Pasquotank	1
NC-Pender	7
NC-Pitt	15
NC-Polk	3
NC-Randolph	15
NC-Richmond	2
NC-Robeson	8
NC-Rockingham	5
NC-Rowan	21
NC-Rutherford	1
NC-Sampson	1
NC-Stanly	4
NC-Surry	5
NC-Transylvania	1
NC-Union	48
NC-Wake	143
NC-Watauga	3
NC-Wayne	5
NC-Wilson	3
NC-Yadkin	3

Damages in North Carolina 2024 vs 2023



Top 10 Callers for -

1	BICT USA	611
2	METRO TECH	513
3	NATIONAL ONDEMAND	483
4	HYPER NETWORKS LLC	364
5	TERRA TECH DRILLING	270
6	SHL CONNECTIONS INC	188
7	S M C UNIVERSAL LLC	174
8	ITG	173
9	J & L BROTHERS UNDERGROUND LLC	171
10	SOUTHEAST CONNECTIONS, LLC	146

Legislative Initiatives

(Items under discussion)

- ▶ Keep tolerance zone - 24"
- ▶ Emergency Locate (Initial contact within 3 hrs)
- ▶ Ticket Life (28 calendar days)
- ▶ Hinging the locate time to the work date
- ▶ Clarifying ticket size - still addressing
- ▶ White lining - electronic whitelining
- ▶ Mark Maintenance
- ▶ Absence of facility location responsibilities
- ▶ Enforcement items - Who can place complaints



NOTE: 5.78% of US population in NC and VA.
Reach out if you would like a copy of compiled laws document.



NC 811 ORG Education team



Parrish Reddick
Piedmont Liaison



Steven Moore
Media Relations Specialist



Ann Rushing
Education Manager



Tami Groves
Southeast Liaison



Howard Corey
Eastern Liaison



Rory Phipps
Western Liaison



THANK YOU!

A copy of this presentation
is available at
www.ncucc.org



Attended	Last Name	First Name	Company	Email Address	Phone Number	Did you get a Reminder
✓	Groves	Tami	NC811	tami@nc811.org	336-601-8644	
✓	Herring	Marshel	Piedmont Natural Gas	marshel.herring@duke-energy.com	704-506-5688	
	Chapman	Mary	SECONNECTIONS, LLC	mchapman@seconnections.com	704-893-5264	
	Atkinson	Dwight	CITY OF MONROE GAS	datkinson@monroenc.org		
✓	Haney	Marc	CITY OF MONROE	mhaney@monroenc.org	704-320-8372	
	Eudy	Dennis	NC DOT	deudy@ncdot.gov	704-218-5100	
✓	Sanchez	Irwin	CITY OF MONROE	sanchez.irwin@duke-energy.com	704-388-8118	
	Selby	Darryl	PNG	darryl.selby@duke-energy.com	704-318-7279	
	McEwen	Mike	PNG	michael.mcewen@duke-energy.com	704-288-9263	
✓	Sigmon	Ryan	PNG	ryan.sigmon@piedmontng.com	704-692-9790	
✓	Tucker	Matthew	PNG	matthew.tucker3@duke-energy.com	704-635-0658	No
✓	Hunter	Nolan	PNG			
	Eason	Andrew	PNG	andrew-eason@duke-energy.com		
✓	Kilroy	Michael	PNG	michael.kilroy@duke-energy.com	704-989-7949	
	Kremer	Matthew	Ripple Fiber	matthew@ripplefiber.com	980-699-6635	
✓	Pillow	William	PNG	william.pillow@duke-energy.com	980-279-6560	Yes
	Spears	Tionna	Piedmont Natural Gas	tionna.spears@duke-energy.com	704-282-8463	
✓	Tyler	Burris	CITY OF MONROE GAS	tburris@monroenc.org	704-226-6084	ND
	Torres	Carlos	PNG	carlos.torres@duke-energy.com	910-644-4548	
✓	Ennis	Brian	PNG	brian.ennis@duke-energy.com	704-942-8168	Yes
	Zandes	V Roseyen	BICT	zander@bitusa.com	980-433-2337	
✓	Canger	Bill	BICT	Bill@bictusa.com	704-771-5298	
	Wendell	Bill	NCDOT		704-208-9291	
	Cataldo	Holly	Colliers Engineering	holly.cataldo@collierseng.com	704-618-9005	
	Carbajal	Zaida	ITS	zcarbajal@its.com	803-235-1987	

OCTOBER 2024

	Long	Kyle	NCDOT		kmlong1@ncdot.gov	980-989-0350
	Harkey	Jesse	NCDOT		jsharkey1@ncdot.gov	
	Trickett	Robert	PNG		Robert.Trickett@duke-energy.com	704-363-7977
	Rogers	Paul	City of Monroe Water		progers@monroenc.org	704-282-5789
	Griffin	Chase	City of Monroe Water		bgriffin@monroenc.org	704-282-6515
	Carrillo	Manuel	City of Monroe Water		mcarrillo@monroenc.org	704-282-6515
✓	Medlin	Caleb	City of Monroe Water		cmedlin@monroenc.org	704-282-6515
	Funderburk	Sammy	City of Monroe Natural Gas		sfunderburk@monroenc.org	704-282-4620
	Flemmings	Jason	City of Monroe NG/Electric		jflemmings@monroenc.org	704-803-1261
	Carrigan	Brian	NCDOT		btcarrigan@ncdot.gov	704-502-1352
	Valentine	Todd	PNG		todd.valentine@duke-energy.com	704-989-7727
	Lengel	Jake	Stewart		jlenge@stewartinc.com	704-777-0887
	Lloyd	Marlo	PNG		marlo.llyod@duke-energy.com	704-2828/482
	Nabors	Ronya	PNG		ronya.nabors@duke-energy.com	704-579-8155
✓	Trickett	Brian	PNG		Brian.Trickett@duke-energy.com	704-294-4455
	Haney	Max	COM NG		rhoney@monroenc.org	704-326-8372
	Keziah	Justin	COM NG		JKeziah@monroenc.org	704-288-8059

UCC Monthly Damage Report

Month/Year:
September 2024

Company:
Piedmont Natural Gas

Specify Hits:

Number of Hits	By Whom	Reason for Damage Code
4	Contractor	Hit marked line
1	Contractor	Area not covered
2	Contractor	Failed to hand dig

Near Misses and by Whom:

Additional Comments or Concerns:

Reason for Damage Codes:

1. No line location requested
2. Failure to locate
3. Mis-locate
4. Hitting a marked line
5. Digging prior to ticket becoming valid
6. Failure to call for remark