



WAYNE COUNTY UCC



MONTHLY UPDATE -OCTOBER 2024



HURRICANE **RELIEF**



<https://pay.payitgov.com/ncdonations>



Breast Cancer Facts

- In the US, 1 in 8 women will be diagnosed with breast cancer in their lifetime.
- A man's lifetime risk of breast cancer is about 1 in 1,000.
- Getting a mammogram can help reduce the number of deaths from breast cancer by 30 to 40% among women ages 40 to 70



During this month NC811 has changed all of our social media icons to pink and the background of our website is pink as well.

#breastcancerawarenessmonth

Upcoming meetings

- **NC State UCC Meeting**
Tuesday, Nov. 12 from 10 to 12
Enbridge Gas of North Carolina (*Formerly Dominion Energy*),
15 Overland Industrial Blvd., Asheville
- **Underground Damage Prevention Review Board**
Tuesday, Oct. 15 from 10 to 4
NC811 Events Center, Greensboro
<https://udprb.nc.gov/Reporting-a-Violation>
- **Locate Resolution Partnership Committee**
Wednesday, Nov. 20 from 11 to 1
NC811 Events Center, Greensboro
<https://ncucc.org/locate-resolution-partnership-committee/>



Third Quarter Board Meeting

- ▶ Friday, October 18, 2024
8 am to noon
- ▶ Holiday Inn Resort Lumina
Wrightsville Beach, NC
- ▶ For registration and
booking information
contact Virginia at
virginia@nc811.org





CALENDAR

NC811 & NCUCC
event calendars can
be found on nc811.org
or the nc811 app



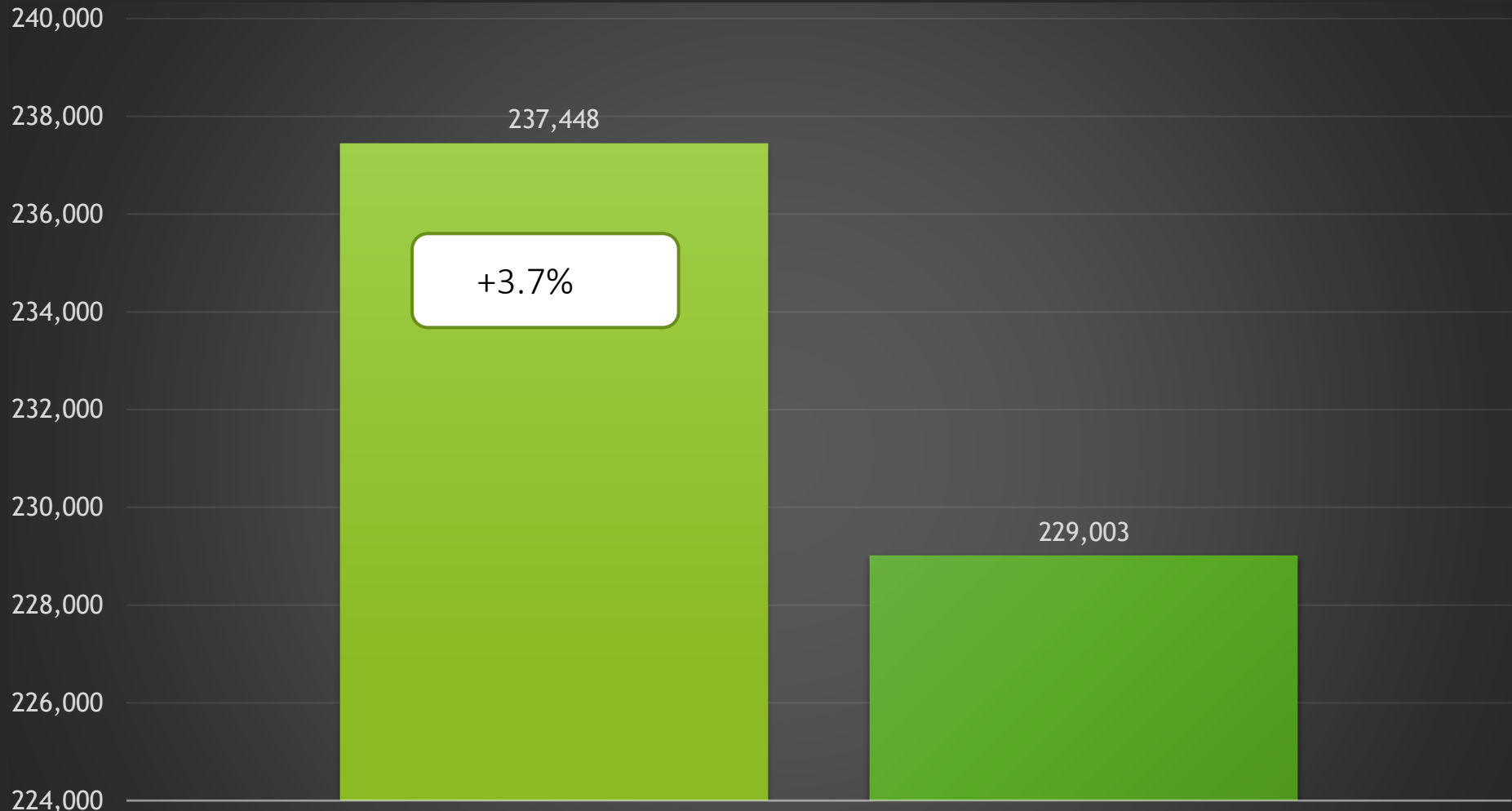
NC811 Data Insights

- ✓ Locate requests
- ✓ Transmissions
- ✓ County ticket volume and distribution





Locate Requests for NC - Sept 24 vs 23



MTD Sept 2024 - 237,448 / 2023 - 229,003=(3.7%)

YTD 2024 - 2,127,114/ 2023 - 2,017,623= +5.4 %

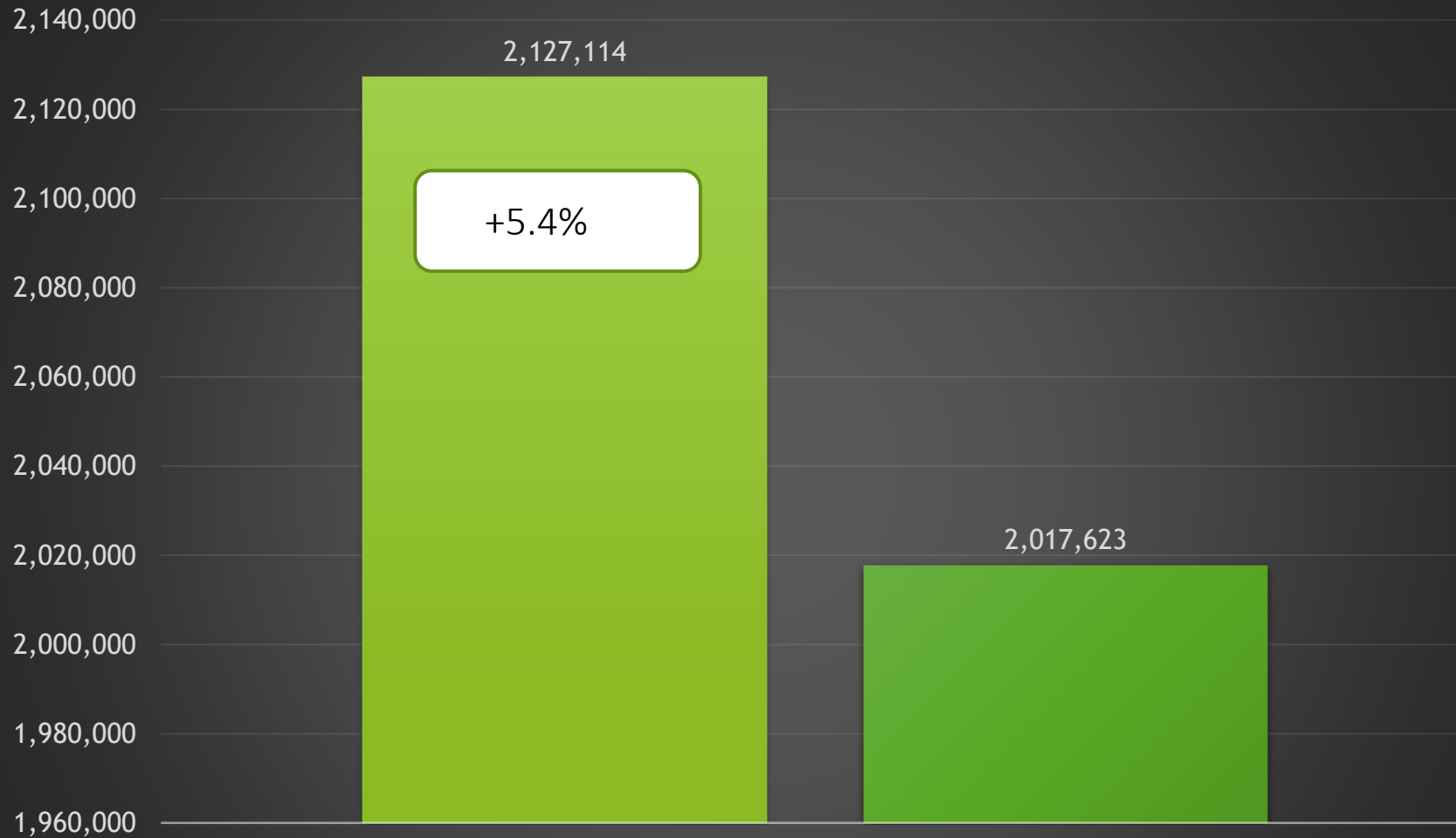
Updates for Sept 2024 - (73,846) = 31.1% of volume / Aug 2024 =

32.8% (1.7% Decrease from the month before)

Locate Requests

■ 2024 ■ 2023

Locate Requests for NC - YTD



MTD Sept 2024 - 237,448 / 2023 - 229,003=(3.7%) Locate Requests

YTD 2024 - 2,127,114/ 2023 - 2,017,623= +5.4 % ■ 2024 ■ 2023

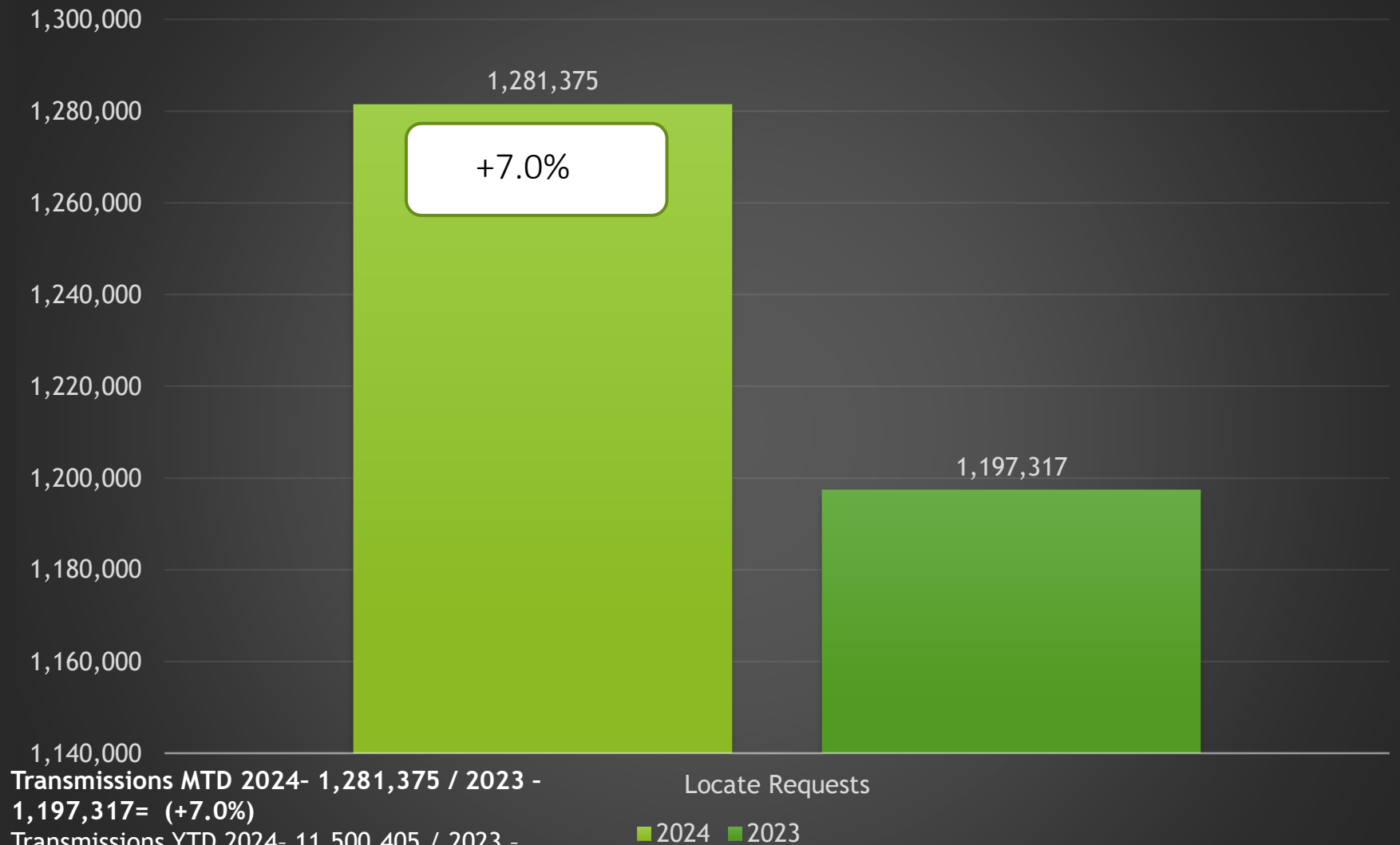
Updates for Sept 2024 - (73,846) = 31.1% of volume / Aug 2024 =

32.8% (1.7% Decrease from the month before)





Transmissions for NC - Sept. 24 vs 23



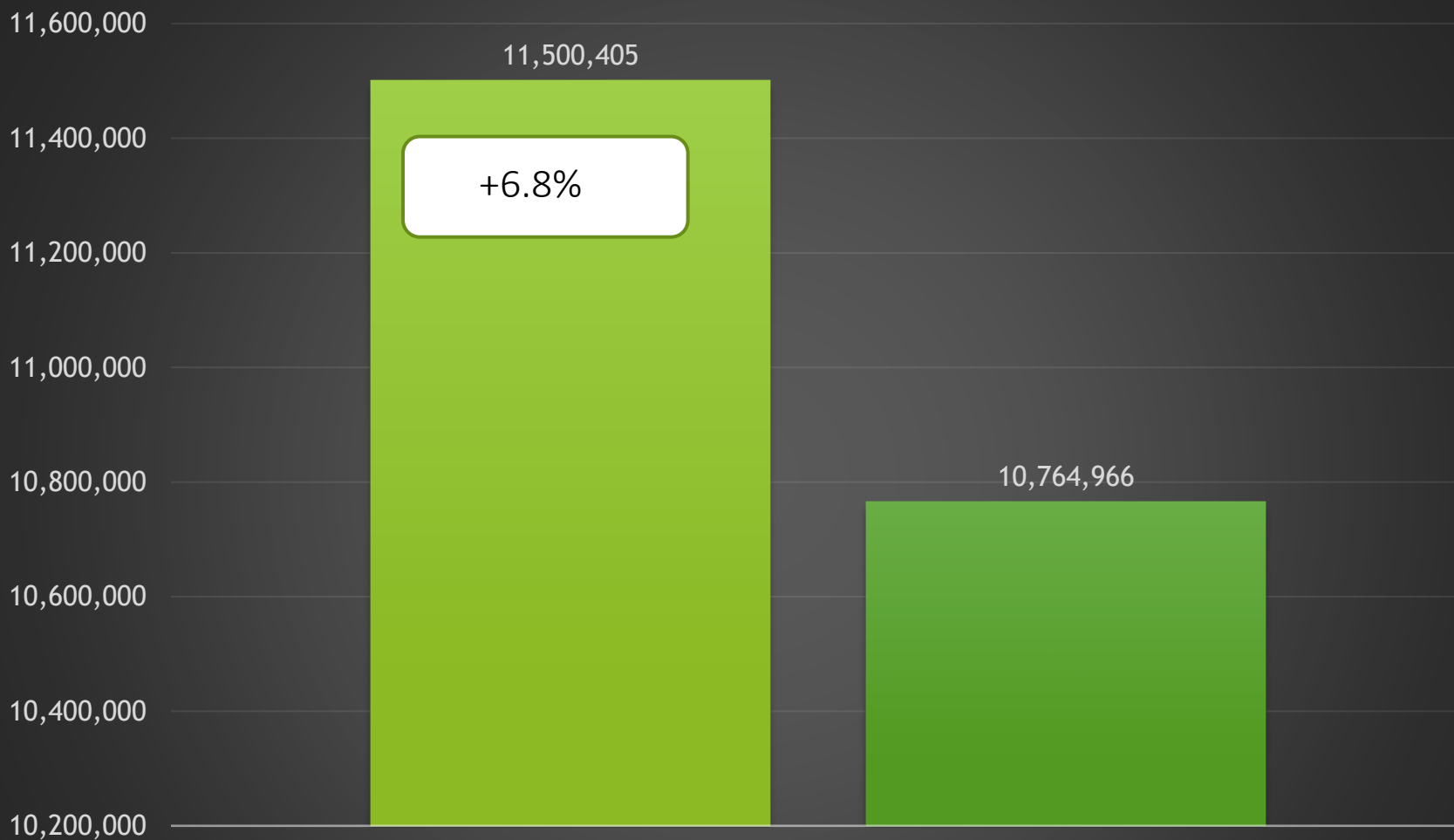
Transmissions MTD 2024- 1,281,375 / 2023 - 1,197,317= (+7.0%)

Transmissions YTD 2024- 11,500,405 / 2023 - 10,764,966= +6.8%

Locate Requests

■ 2024 ■ 2023

Transmissions for NC - YTD 2024



Transmissions MTD 2024- 1,281,375 / 2023 - 1,197,317= (+7.0%)

Transmissions YTD 2024- 11,500,405 / 2023 - 10,764,966= (+6.8%)

■ 2024 ■ 2023

Loacte Requests



County ticket Volume

2024 VS 2023

| Wayne | 3 HR | CNCL | NEW | RXMT | UPDT | TOTAL Tickets |
|--------------|-------------|---------------------|------------|-------------|-------------|----------------------|
| 2023 | 105 | 11 | 1266 | 60 | 527 | 1969 |
| 2024 | 75 | 23 | 844 | 32 | 338 | 1312 |
| +/- Var | -28.6% | 109.1% | -33.3% | -46.7% | -35.9% | -33.4% |
| | | Avg Locates per Day | | | | 60 |

County ticket Volume

YTD VS PREVIOUS YEAR

| Wayne | 3 HR | CNCL | NEW | RXMT | UPDT | TOTAL Tickets |
|---------|--------|---------------------|--------|--------|--------|---------------|
| 2023 | 856 | 196 | 10405 | 335 | 4685 | 16477 |
| 2024 | 636 | 114 | 9129 | 176 | 3117 | 13172 |
| +/- Var | -25.7% | -41.8% | -12.3% | -47.5% | -33.5% | -20.1% |
| | | Avg Locates per Day | | | | 70 |

County ticket distribution - SEPTEMBER

| County/Place | 09 Sept |
|------------------|------------|
| WAYNE | 1312 |
| DUDLEY | 89 |
| ELROY | 2 |
| EUREKA | 4 |
| FREMONT | 56 |
| GOLDSBORO | 823 |
| GRANTHAM | 5 |
| INDIAN SPRINGS | 2 |
| MAR MAC | 2 |
| MOUNT OLIVE | 97 |
| NAHUNTA | 49 |
| NEW HOPE | 4 |
| PATETOWN | 1 |

| | |
|---------------------|------------|
| PIKEVILLE | 112 |
| PRICETOWN | 3 |
| ROSEWOOD | 35 |
| SAULSTON | 3 |
| SEVEN SPRINGS | 8 |
| SEYMOUR JOHNSON AFB | 7 |
| STONEY CREEK | 4 |
| WALNUT CREEK | 6 |

Top 10 Callers for - Wayne

| Rank | Name | Totals |
|------|-------------------------------|--------|
| 1 | MASTEC | 190 |
| 2 | KNIGHT BROADBAND, LLC | 120 |
| 3 | F7 UNDERGROUND UTILITIES, INC | 108 |
| 4 | AT&T UTILITY OPERATIONS | 84 |
| 5 | MID ATLANTIC CABLE SOLUTIONS | 77 |
| 6 | COX EDWARDS COMPANY | 61 |
| 7 | ANSCO & ASSOCIATES LLC | 45 |
| 8 | RIVER CITY CONSTRUCTION | 37 |
| 9 | ROADSAFE TRAFFIC SYSTEMS | 29 |
| 10 | BARNHILL CONTRACTING CO | 28 |

DAMAGES

DIRT Damage Information
Reporting Tool



SEPTEMBER Damages

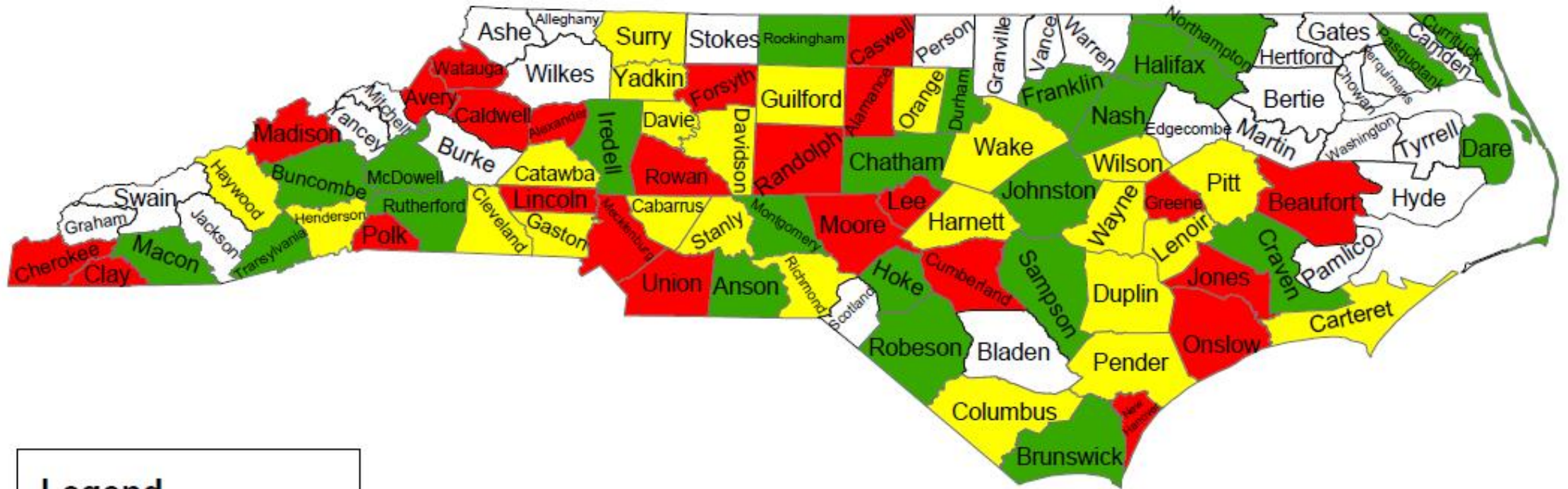
| | |
|---------------|----|
| NC-Alamance | 26 |
| NC-Alexander | 5 |
| NC-Anson | 1 |
| NC-Avery | 1 |
| NC-Beaufort | 5 |
| NC-Brunswick | 13 |
| NC-Buncombe | 10 |
| NC-Cabarrus | 25 |
| NC-Caldwell | 8 |
| NC-Carteret | 4 |
| NC-Caswell | 2 |
| NC-Catawba | 16 |
| NC-Chatham | 5 |
| NC-Cherokee | 1 |
| NC-Clay | 1 |
| NC-Cleveland | 6 |
| NC-Columbus | 4 |
| NC-Craven | 4 |
| NC-Cumberland | 46 |
| NC-Currituck | 3 |
| NC-Dare | 4 |
| NC-Davidson | 11 |

| | |
|----------------|-----|
| NC-Davie | 6 |
| NC-Duplin | 4 |
| NC-Durham | 51 |
| NC-Forsyth | 60 |
| NC-Franklin | 3 |
| NC-Gaston | 19 |
| NC-Greene | 1 |
| NC-Guilford | 38 |
| NC-Halifax | 1 |
| NC-Harnett | 21 |
| NC-Haywood | 3 |
| NC-Henderson | 13 |
| NC-Hoke | 4 |
| NC-Iredell | 21 |
| NC-Johnston | 15 |
| NC-Jones | 1 |
| NC-Lee | 13 |
| NC-Lenoir | 6 |
| NC-Lincoln | 22 |
| NC-Macon | 1 |
| NC-Madison | 1 |
| NC-McDowell | 3 |
| NC-Mecklenburg | 227 |
| NC-Montgomery | 1 |
| NC-Moore | 41 |

| | |
|-----------------|-----|
| NC-Nash | 10 |
| NC-New Hanover | 22 |
| NC-Northampton | 1 |
| NC-Onslow | 18 |
| NC-Orange | 17 |
| NC-Pasquotank | 1 |
| NC-Pender | 7 |
| NC-Pitt | 15 |
| NC-Polk | 3 |
| NC-Randolph | 15 |
| NC-Richmond | 2 |
| NC-Robeson | 8 |
| NC-Rockingham | 5 |
| NC-Rowan | 21 |
| NC-Rutherford | 1 |
| NC-Sampson | 1 |
| NC-Stanly | 4 |
| NC-Surry | 5 |
| NC-Transylvania | 1 |
| NC-Union | 48 |
| NC-Wake | 143 |
| NC-Watauga | 3 |
| NC-Wayne | 5 |
| NC-Wilson | 3 |
| NC-Yadkin | 3 |





Grand Total 1,139

Damages Per 1,000 Transmissions

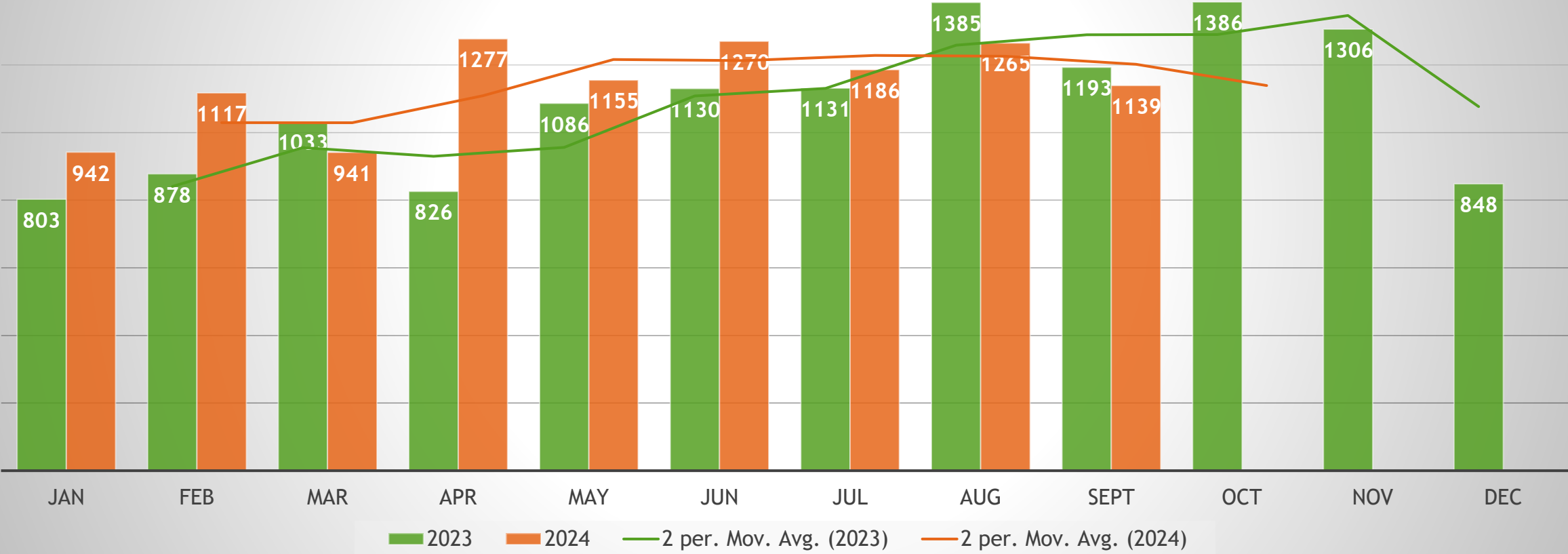


Legend

Quantile

| | |
|---|---------------------|
|  | 0.000000 |
|  | 0.000001 - 0.656927 |
|  | 0.656928 - 0.988819 |
|  | 0.988820 - 3.484321 |

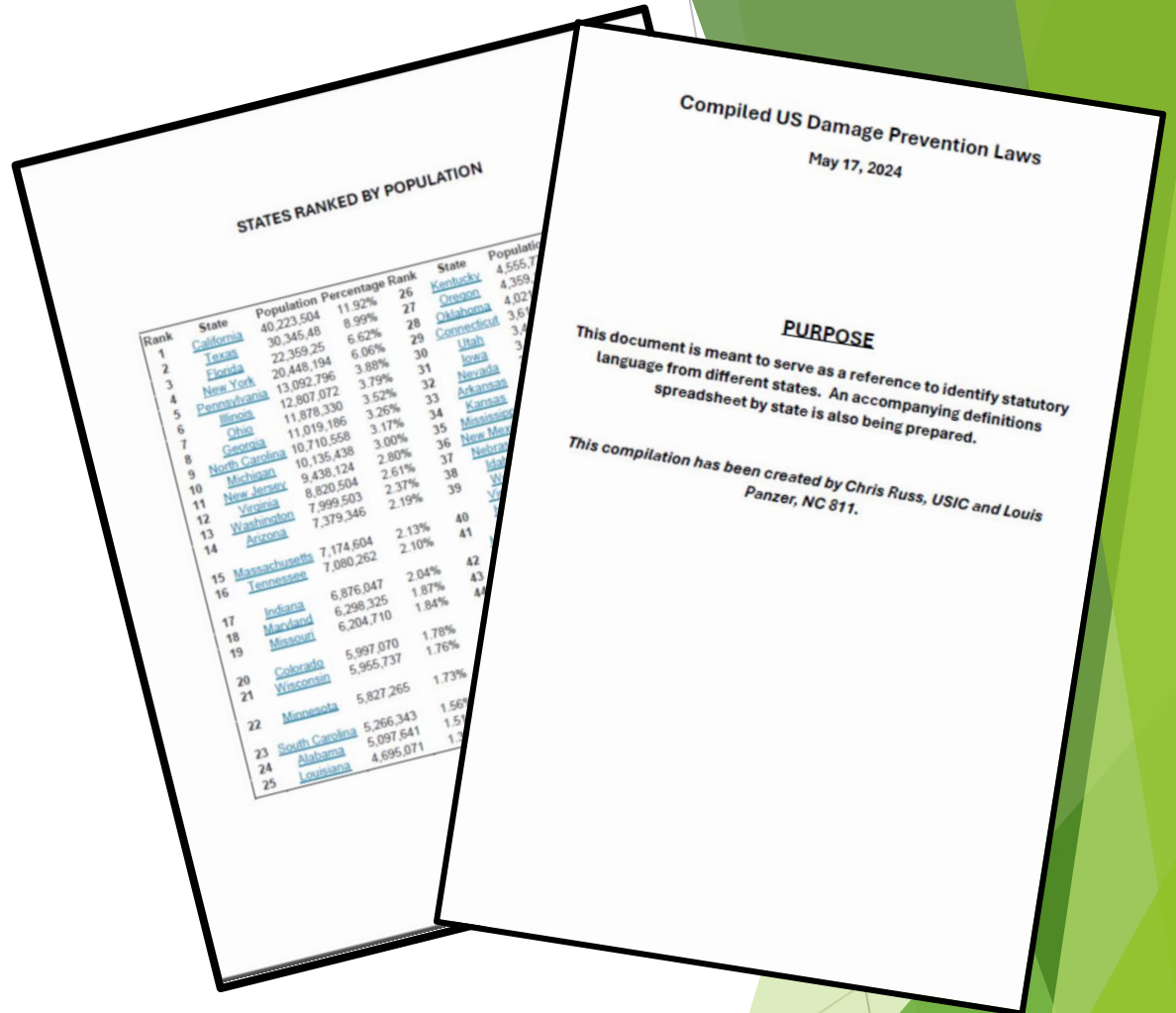
Damages in North Carolina 2024 vs 2023



Legislative Initiatives

(Items under discussion)

- ▶ Keep tolerance zone - 24"
- ▶ Emergency Locate (Initial contact within 3 hrs)
- ▶ Ticket Life (28 calendar days)
- ▶ Hinging the locate time to the work date
- ▶ Clarifying ticket size - still addressing
- ▶ White lining - electronic whitelining
- ▶ Mark Maintenance
- ▶ Absence of facility location responsibilities
- ▶ Enforcement items - Who can place complaints



NOTE: 5.78% of US population in NC and VA. Reach out if you would like a copy of compiled laws document.

WNCStrong Coat Donation Campaign

Join the #WNCStrong Coat Donation Campaign!

Our Western communities have been deeply affected by Hurricane Helene, and as winter approaches, we need your help to keep our children warm. Join the WNCStrong Coat Donation Campaign! Our goal is to collect 500 kids' coats to ensure that every child in our community stays warm this winter.

Make your donation now until Nov. 25, 2024

Sponsored by:





NC 811 ORG Education team



Parrish Reddick
Piedmont Liaison



Steven Moore
Media Relations Specialist



Ann Rushing
Education Manager



Tami Groves
Southeast Liaison



Howard Corey
Eastern Liaison



Rory Phipps
Western Liaison



THANK YOU!

A copy of this presentation
is available at
www.ncucc.org

