



NC811 MONTHLY UPDATE
JANUARY 2025

CABARRUS-
ROWAN-STANLY UCC



ANNOUNCEMENTS

Annual notices are going out via email to update member information by January 31st, 2025. Please update any information including maps to stay current as possible.



Contact Lesley Brouillard in Member Services at Lesley@nc811.org if you have any questions.





UPCOMING MEETINGS

- **NC State UCC Meeting**
January 14, 2025 at 10am
NC811, 5009 High Point Road, Greensboro
TEAMS MEETING: Visit the ncucc.org calendar page for a link to the meeting.
 - **NCLRPC Meeting**
January 15, 2025 at 11am
NC811, 5009 High Point Road, Greensboro
TEAMS MEETING: Visit the ncucc.org calendar page for a link to the meeting.
 - **NC811 Board Meeting**
January 17, 2025 at 8:30am
Embassy Suites
204 Centreport Drive, Greensboro, NC 27409
-



CALENDAR

NC811 & NCUCC
event calendars can
be found on
nc811.org or the
nc811 app





DATA INSIGHTS

Locate Requests

Transmissions

County ticket volume
and distribution

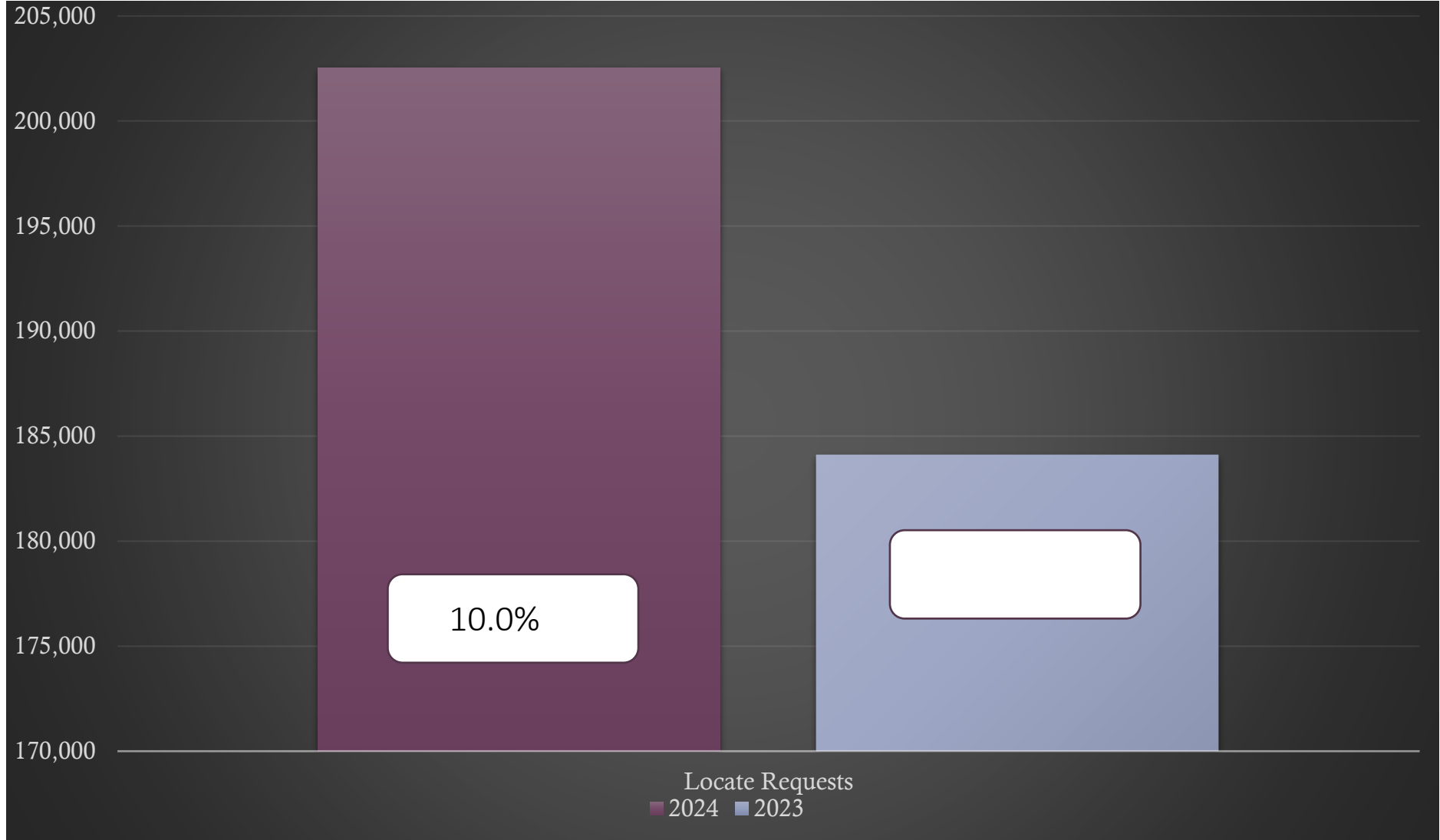




Locate Requests for NC - Dec 24 vs 23


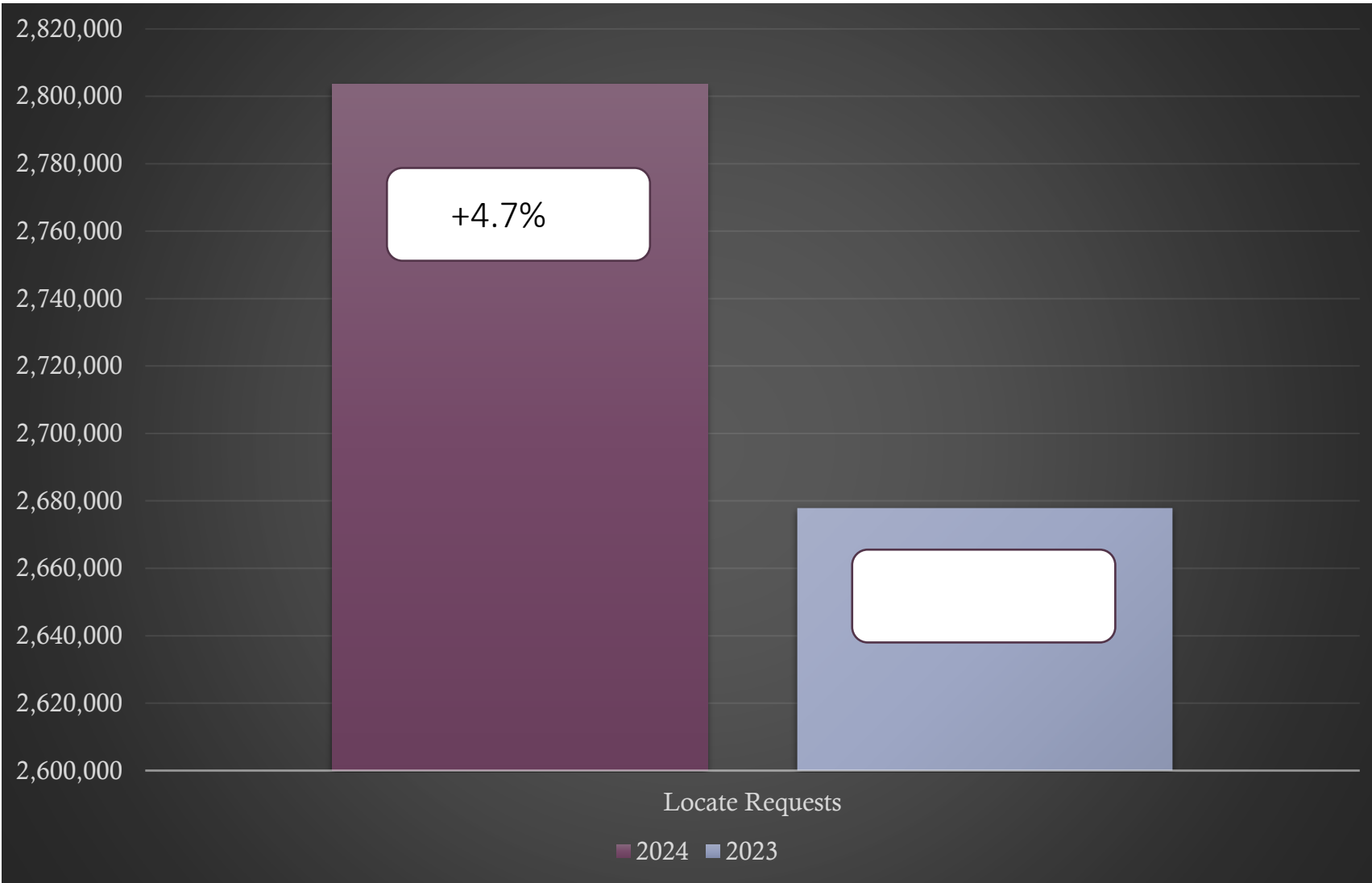
Dec. 2024 - 202,513 / 2023 - 184,086 = (10.0%)
YTD 2024 - 2,803,579 / 2023 - 2,677,733 = +4.7%

Updates for Dec 2024 - (68,367) = 33.8% of volume / Nov 2024 = 30.3% (3.5% Increase from the month before) YTD-885,266 (31.6%)





Locate Requests for NC - YTD



Dec. 2024 - 202,513 / 2023 - 184,086=(10.0%)
YTD 2024 - 2,803,579/ 2023 - 2,677,733= +4.7%

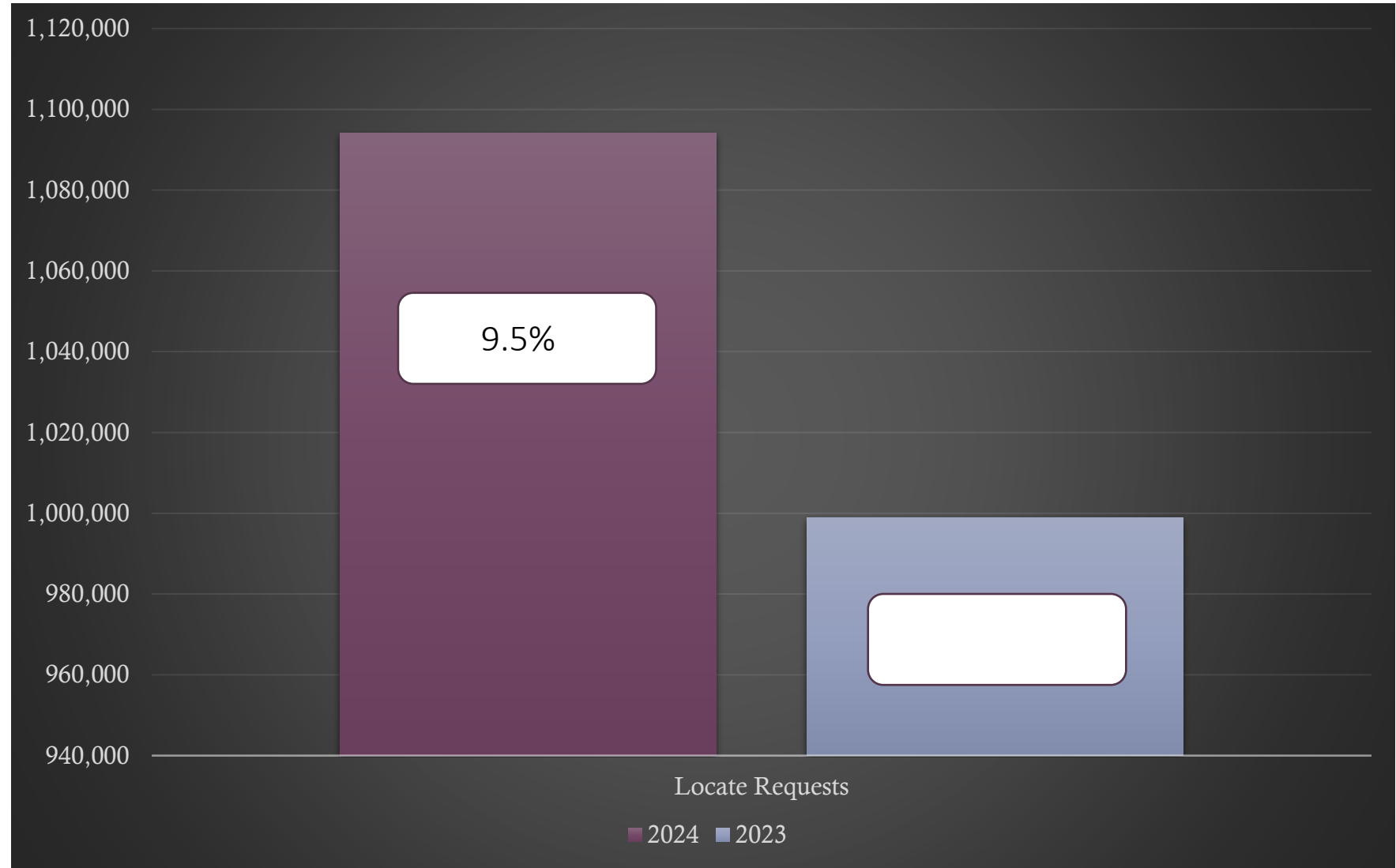
Updates for Dec 2024 - (68,367) = 33.8% of volume / Nov 2024 = 30.3% (3.5% Increase from the month before) YTD-885,266 (31.6%)



Transmissions for NC – Dec 24 vs 23


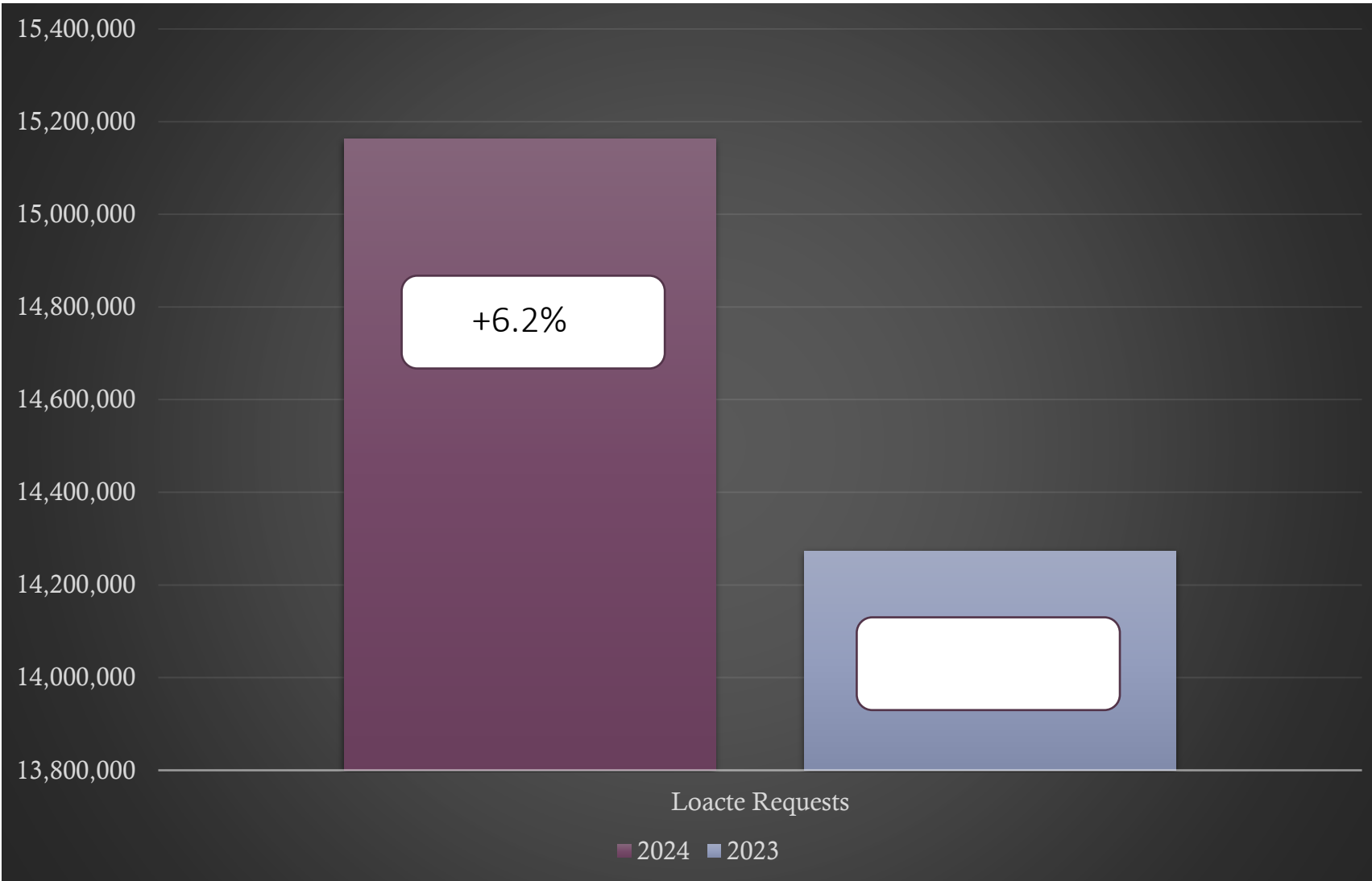


Transmissions MTD 2024- 1,094,058 / 2023 - 998,892= (9.5%)
Transmissions YTD 2024- 15,163,299 / 2023 - 14,273,647= +6.23%





Transmissions for NC - YTD 2024



Transmissions MTD 2024- 1,094,058 / 2023 - 998,892= (9.5%)
Transmissions YTD 2024- 15,163,299 / 2023 - 14,273,647= +6.2%



COUNTY TICKET VOLUME

2024 VS 2023

CABARRUS	3 HR	CNCL	NEW	RXMT	UPDT	TOTAL Tickets
2023	169	23	2102	56	934	3284
2024	112	25	2006	56	1220	3419
+/- Var	-33.7%	8.7%	-4.6%	0.0%	30.6%	4.1%
				Locates per day		180



COUNTY TICKET VOLUME YTD VS PREVIOUS YEAR

CABARRUS	3 HR	CNCL	NEW	RXMT	UPDT	TOTAL Tickets
2023	3779	491	40359	1123	18204	63956
2024	2274	459	33107	874	16620	53334
+/- Var	-39.8%	-6.5%	-18.0%	-22.2%	-8.7%	-16.6%
Locates per day						210



COUNTY TICKET DISTRIBUTION - DECEMBER

CABARRUS	3419
CABARRUS	31
CONCORD	1599
DEWEESE	3
HARRISBURG	491
KANNAPOLIS	881
LOCUST	54
MIDLAND	132
MOUNT PLEASANT	209
OAK CLIFFS	3
POPLAR TENT	6
RIMER	5



Top 10 Callers for – December - Cabarrus

1	UTILITY LINES CONSTRUCTION SERVICES, INC	522
2	WINDSTREAM COMMUNICATIONS	149
3	PRINCE TELECOM	135
4	ITG	130
5	METRO TECH	92
6	SEMF LLC	68
7	PIKE GAS SERVICES LLC	66
8	B AND G PIPELINE	63
9	TERRA TECH DRILLING	63
10	G CAMPBELL CONSTRUCTION	59



COUNTY TICKET VOLUME

2024 VS 2023

ROWAN	3 HR	CNCL	NEW	RXMT	UPDT	TOTAL Tickets
2023	79	33	1311	40	835	2298
2024	47	22	1239	49	711	2068
+/- Var	-40.5%	-33.3%	-5.5%	22.5%	-14.9%	-10.0%
				Locates per day		109



COUNTY TICKET VOLUME

YTD VS PREVIOUS YEAR

ROWAN	3 HR	CNCL	NEW	RXMT	UPDT	TOTAL Tickets
2023	1251	306	20294	560	11626	34037
2024	973	360	18454	548	9227	29562
+/- Var	-22.2%	17.6%	-9.1%	-2.1%	-20.6%	-13.1%
Locates per day						116



COUNTY TICKET DISTRIBUTION - DECEMBER

ROWAN	2068
BARBER	24
CHINA GROVE	314
CLEVELAND	96
EAST SPENCER	16
ENOCHVILLE	5
FAITH	10
FIVE POINTS	3
GOLD HILL	28
GRANITE QUARRY	15
KANNAPOLIS	274
LANDIS	50
MORGAN FORD	3

MOUNT ULLA	59
ROCKWELL	59
SALISBURY	1004
SPENCER	39
WOODLEAF	64



Top 10 Callers for – December - Rowan

1	UTILITY LINES CONSTRUCTION SERVICES, INC	458
2	ITG	219
3	B & G PIPELINE COMPANY	136
4	CITY OF SALISBURY	98
5	SOUTHEAST CONNECTIONS LLC	39
6	DUKE ENERGY	38
7	WINDSTREAM COMMUNICATIONS	37
8	METRO TECH	36
9	SEMF LLC	34
10	PIEDMONT NATURAL GAS	31



COUNTY TICKET VOLUME

2024 VS 2023

STANLY	3 HR	CNCL	NEW	RXMT	UPDT	TOTAL Tickets
2023	36	8	580	22	358	1004
2024	39	7	517	563	1126	2252
+/- Var	8.3%	-12.5%	-10.9%	2459.1%	214.5%	124.3%
				Locates per day		119



COUNTY TICKET VOLUME

YTD VS PREVIOUS YEAR

STANLY	3 HR	CNCL	NEW	RXMT	UPDT	TOTAL Tickets
2023	387	109	9205	206	5206	15113
2024	541	96	8567	843	6175	16222
+/- Var	39.8%	-11.9%	-6.9%	309.2%	18.6%	7.3%
Locates per day						64



COUNTY TICKET DISTRIBUTION - DECEMBER

STANLY	911
ALBEMARLE	258
BADIN	17
BIG LICK	4
COTTONVILLE	4
LOCUST	204
NEW LONDON	82
NORWOOD	54
OAKBORO	96
RED CROSS	20
RICHFIELD	33
STANFIELD	133



Top 10 Callers for – December - Stanly

1	SOUTHEAST CONNECTIONS LLC	95
2	UTILITY LINES CONSTRUCTION SERVICES, INC	60
3	G T S ONE INC	59
4	WINDSTREAM COMMUNICATIONS	55
5	SEMF LLC	42
6	TERRA TECH DRILLING	40
7	IBAK UG	34
8	ITG COMMUNICATIONS	27
9	CITY OF ALBEMARLE	26
10	PROPST CONSTRUCTION, INC	24

DAMAGES

DIRT Damage Information
Reporting Tool




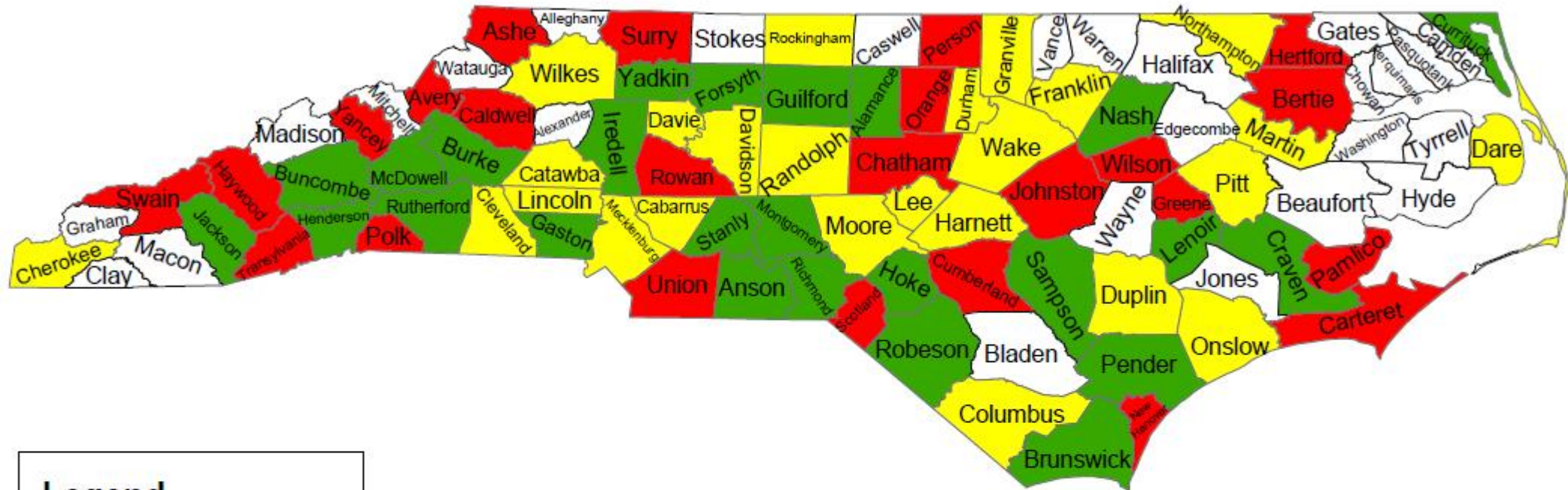


December Damages

ALAMANCE	7	CRAVEN	3	JACKSON	1	POLK	2
ALEXANDER	0	CUMBERLAND	34	JOHNSTON	31	RANDOLPH	7
ALLEGHANY	0	CURRITUCK	1	JONES	0	RICHMOND	2
ANSON	1	DARE	11	LEE	6	ROBESON	7
ASHE	1	DAVIDSON	8	LENOIR	3	ROCKINGHAM	5
AVERY	1	DAVIE	4	LINCOLN	7	ROWAN	15
BEAUFORT	0	DUPLIN	4	MACON	0	RUTHERFORD	2
BERTIE	1	DURHAM	48	MADISON	0	SAMPSON	3
BLADEN	0	EDGECOMBE	0	MARTIN	1	SCOTLAND	2
BRUNSWICK	10	FORSYTH	19	MCDOWELL	1	STANLY	1
BUNCOMBE	8	FRANKLIN	6	MECKLENBURG	121	STOKES	0
BURKE	1	GASTON	16	MITCHELL	0	SURRY	6
CABARRUS	16	GATES	0	MONTGOMERY	2	SWAIN	1
CALDWELL	3	GRAHAM	0	MOORE	18	TRANSYLVANIA	7
CAMDEN	0	GRANVILLE	2	NASH	3	TYRRELL	0
CARTERET	9	GREENE	2	NEW HANOVER	28	UNION	50
CASWELL	0	GUILFORD	22	NORTHAMPTON	1	VANCE	0
CATAWBA	13	HALIFAX	0	ONSLOW	13	WAKE	120
CHATHAM	14	HARNETT	11	ORANGE	36	WARREN	0
CHEROKEE	1	HAYWOOD	3	PAMLICO	1	WASHINGTON	0
CHOWAN	0	HENDERSON	3	PASQUOTANK	0	WATAUGA	0
CLAY	0	HERTFORD	2	PENDER	5	WAYNE	0
CLEVELAND	7	HOKE	3	PERQUIMANS	0	WILKES	2
COLUMBUS	4	HYDE	0	PERSON	3	WILSON	3
		IREDELL	14	PITT	12	YADKIN	1
						YANCEY	1

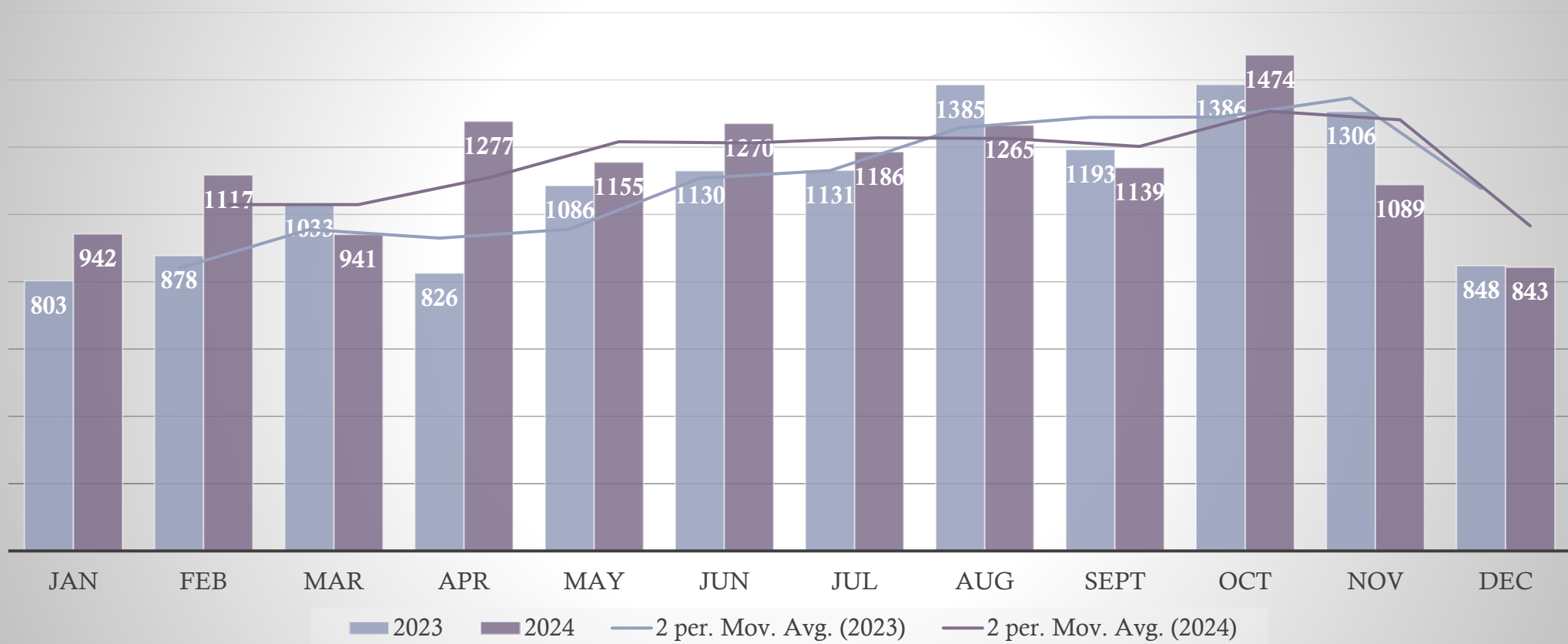
Grand Total 843

Damages Per 1,000 Transmissions





Damages in North Carolina 2024 vs 2023





EDUCATION TEAM



Parrish Reddick
Piedmont Liaison



Steven Moore
Media Relations
Specialist



Ann Rushing
Education
Manager



Tami Groves
Southeast
Liaison



**Howard
Corey**
Eastern Liaison



Rory Phipps
Western Liaison



THANK YOU!

A copy of this presentation
is available at
www.ncucc.org



