



NC811 MONTHLY UPDATE

DAVIDSON UCC

JANUARY 2025



ANNOUNCEMENTS

Annual notices are going out via email to update member information by January 31st, 2025. Please update any information including maps to stay current as possible.



Contact Lesley Brouillard in Member Services at Lesley@nc811.org if you have any questions.





UPCOMING MEETINGS

- **NC State UCC Meeting**
January 14, 2025 at 10am
NC811, 5009 High Point Road, Greensboro
TEAMS MEETING: Visit the ncucc.org calendar page for a link to the meeting.
 - **NCLRPC Meeting**
January 15, 2025 at 11am
NC811, 5009 High Point Road, Greensboro
TEAMS MEETING: Visit the ncucc.org calendar page for a link to the meeting.
 - **NC811 Board Meeting**
January 17, 2025 at 8:30am
Embassy Suites
204 Centreport Drive, Greensboro, NC 27409
-



CALENDAR

NC811 & NCUCC
event calendars can
be found on
nc811.org or the
nc811 app





DATA INSIGHTS

Locate Requests

Transmissions

County ticket volume
and distribution

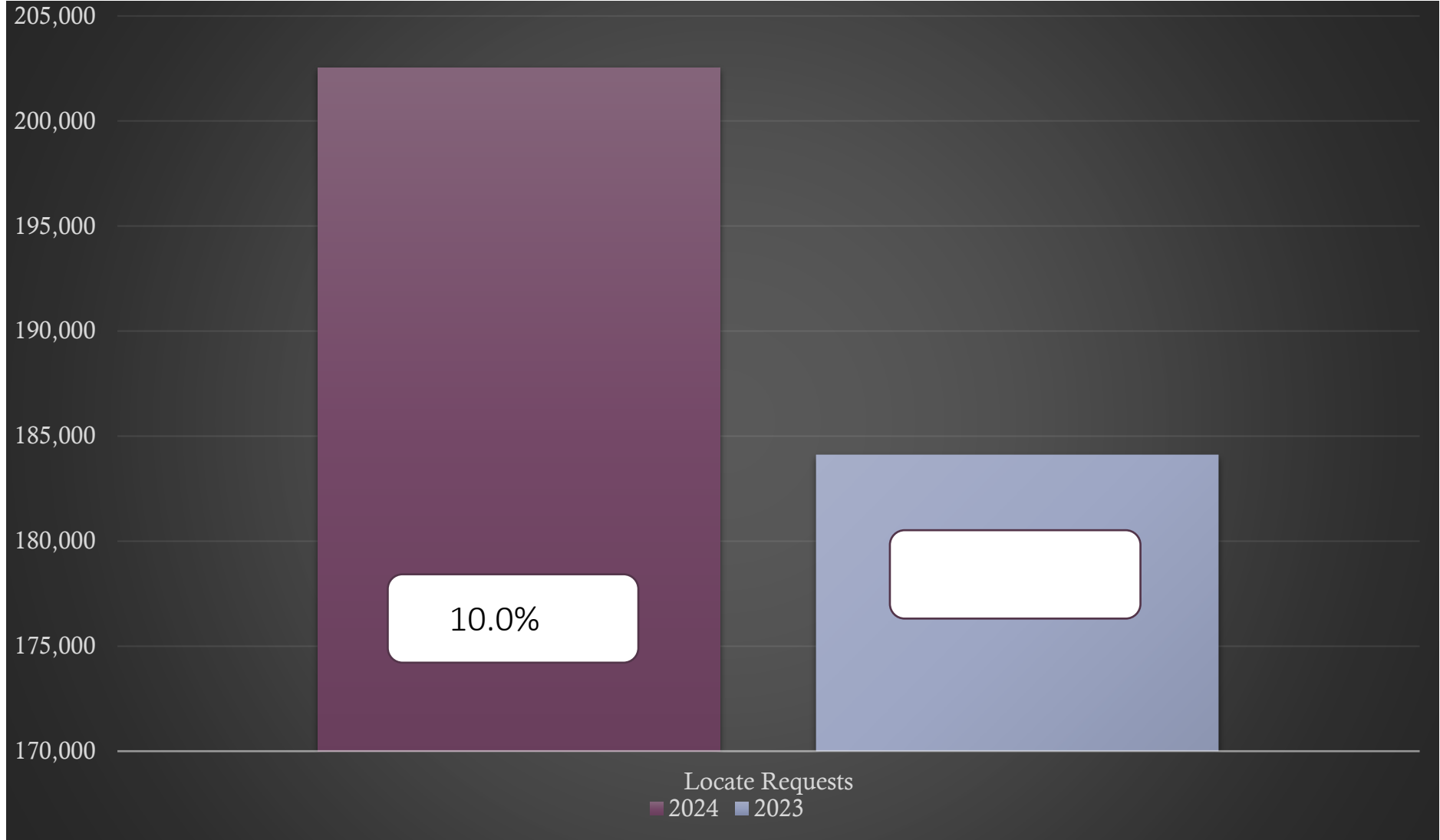




Locate Requests for NC - Dec 24 vs 23


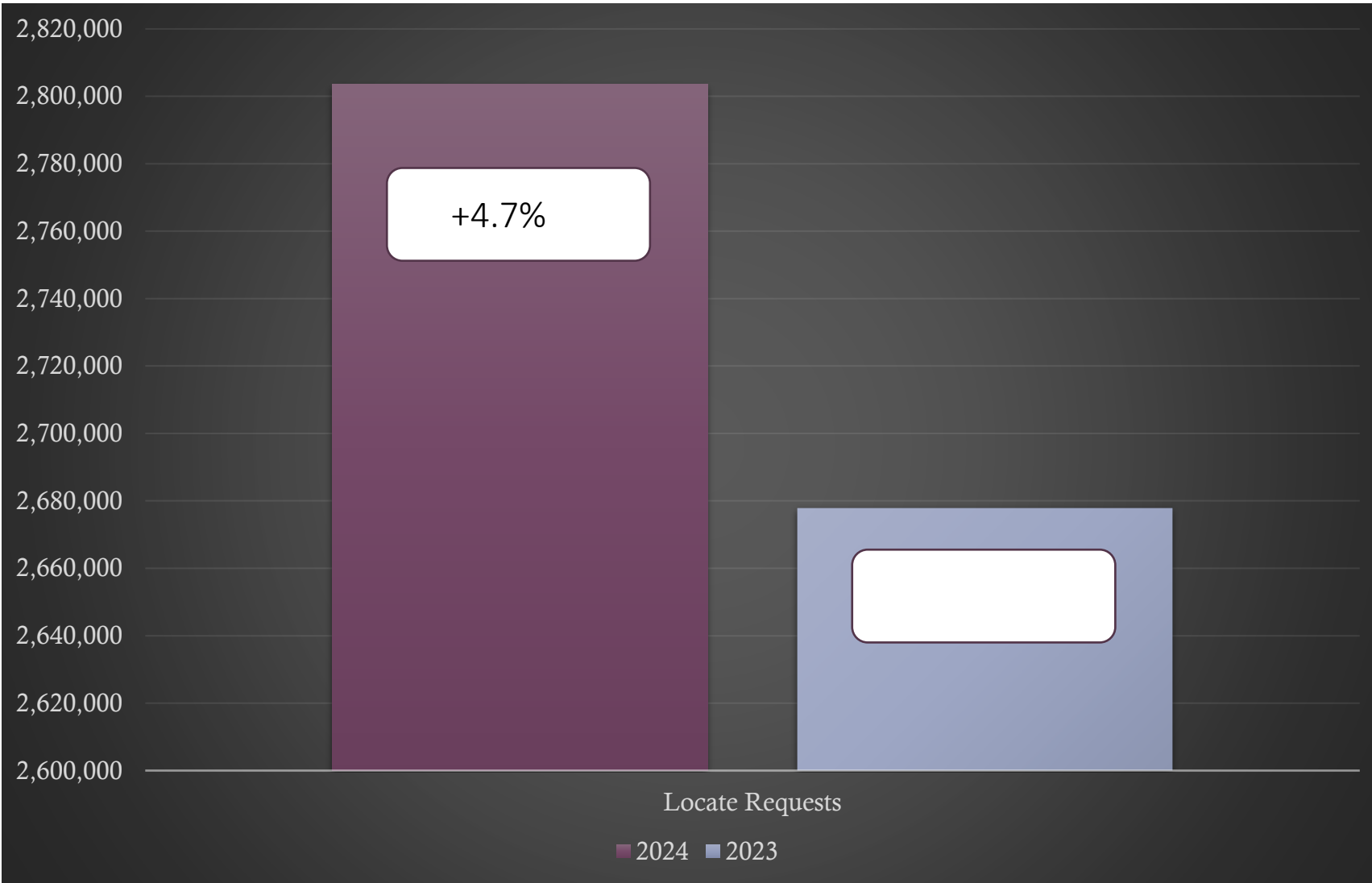
Dec. 2024 - 202,513 / 2023 - 184,086 = (10.0%)
YTD 2024 - 2,803,579 / 2023 - 2,677,733 = +4.7%

Updates for Dec 2024 - (68,367) = 33.8% of volume / Nov 2024 = 30.3% (3.5% Increase from the month before) YTD-885,266 (31.6%)





Locate Requests for NC - YTD



Dec. 2024 - 202,513 / 2023 - 184,086=(10.0%)
YTD 2024 - 2,803,579/ 2023 - 2,677,733= +4.7%

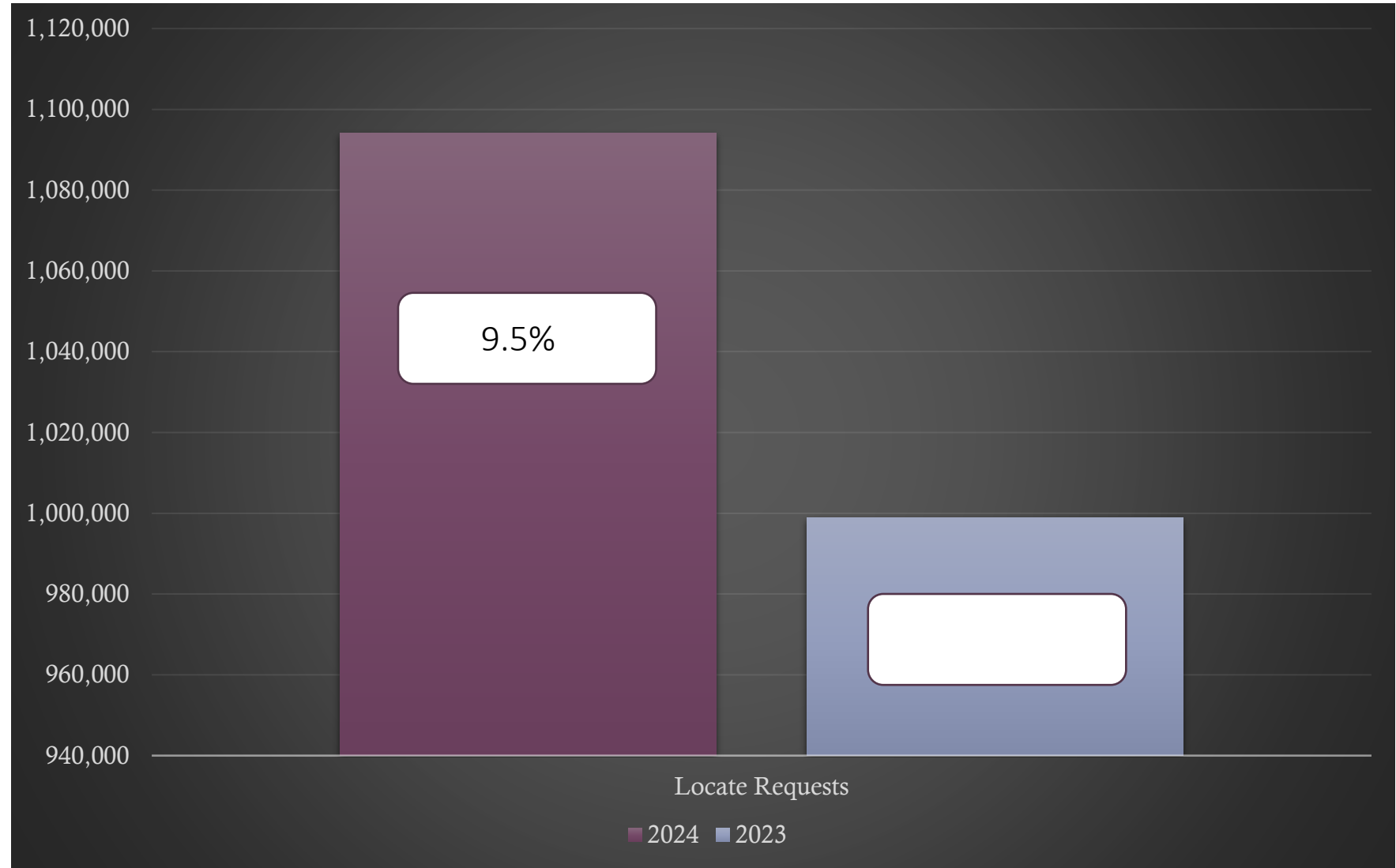
Updates for Dec 2024 - (68,367) = 33.8% of volume / Nov 2024 = 30.3% (3.5% Increase from the month before) YTD-885,266 (31.6%)



Transmissions for NC – Dec 24 vs 23

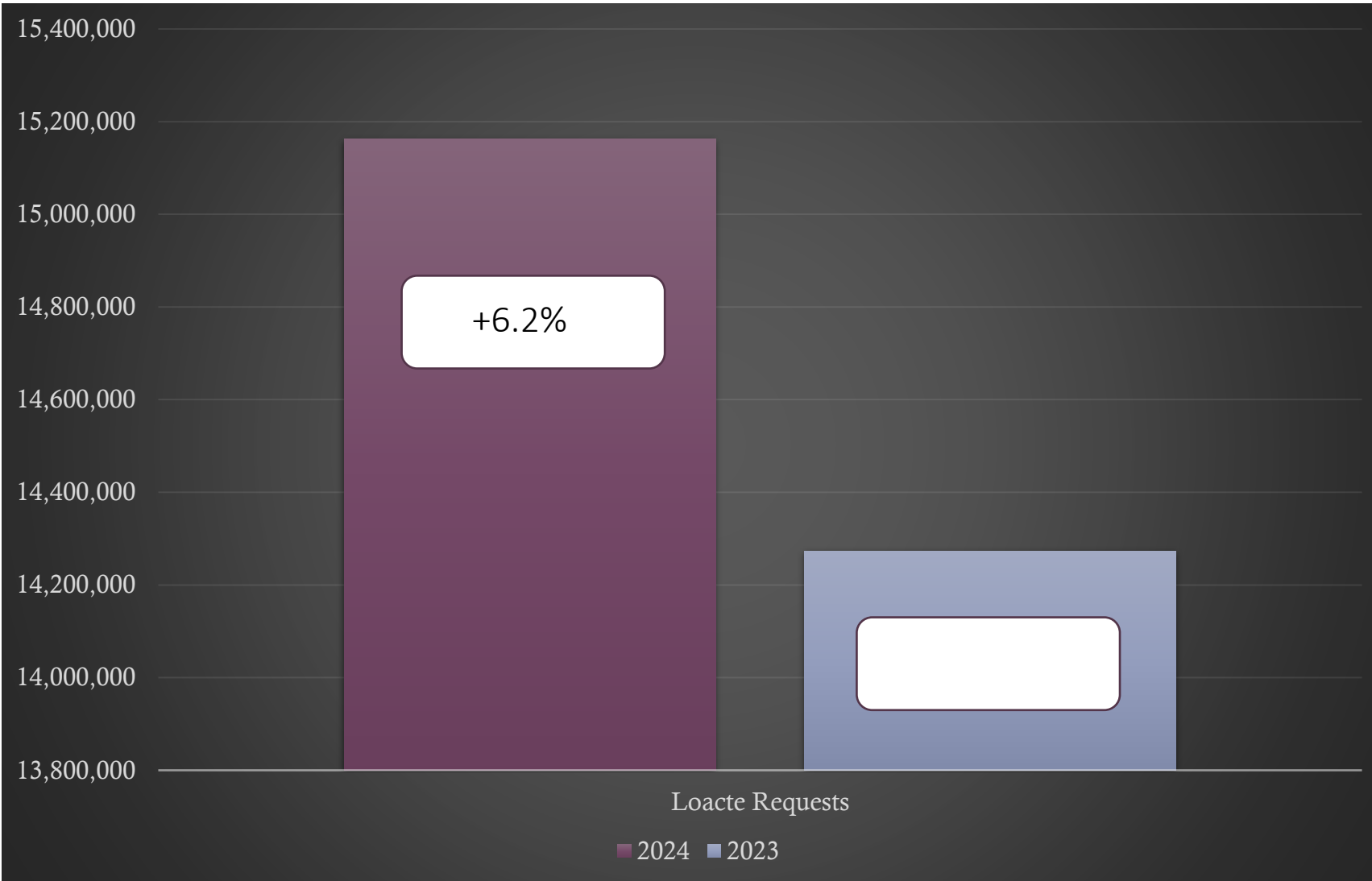


Transmissions MTD 2024- 1,094,058 / 2023 - 998,892= (9.5%)
Transmissions YTD 2024- 15,163,299 / 2023 - 14,273,647= +6.23%





Transmissions for NC - YTD 2024



Transmissions MTD 2024- 1,094,058 / 2023 - 998,892= (9.5%)
Transmissions YTD 2024- 15,163,299 / 2023 - 14,273,647= +6.2%



COUNTY TICKET VOLUME

2024 VS 2023

	3 HR	CNCL	NEW	RXMT	UPDT	TOTAL Tickets
2023	30	19	1725	24	577	2375
2024	30	14	1440	43	691	2218
+/- Var	0.0%	-26.3%	-16.5%	79.2%	19.8%	-6.6%
				Locates per day		117



COUNTY TICKET VOLUME

YTD VS PREVIOUS YEAR

	3 HR	CNCL	NEW	RXMT	UPDT	TOTAL Tickets
2023	643	333	25467	587	7581	34611
2024	999	319	23570	545	9167	34600
+/- Var	55.4%	-4.2%	-7.4%	-7.2%	20.9%	0.0%
Locates per day						136



COUNTY TICKET DISTRIBUTION - DECEMBER

DAVIDSON	2218
ARCADIA	98
COTTON GROVE	33
DENTON	86
HEALING SPRINGS	15
HIGH POINT	69
HOLLY ACRES	4
JACKSON HILL	35
LAKEVIEW	3
LEXINGTON	1206
LINWOOD	24
MIDWAY	63
NEWSOM	3

REEDY CREEK	13
SILVER HILL	10
SILVER VALLEY	4
SOUTHMONT	8
THOMASVILLE	383
TYRO	20
WALLBURG	75
WELCOME	60



Top 10 Callers for - December

1	J & L CABLE SERVICES	224
2	ENERGYUNITED	141
3	DAVIDSON WATER INC	130
4	TUCKER, INC	96
5	J & J UNDERGROUND UTILITIES LLC	80
6	EVERGREEN LANDSCAPING & MAINTENANCE, INC	79
7	M S M COMMUNICATIONS INC	75
8	CITY OF LEXINGTON	47
9	WINDSTREAM COMMUNICATIONS	46
10	UTILITY LINES CONSTRUCTION SERVICES, INC	43

DAMAGES

DIRT Damage Information
Reporting Tool





December Damages

ALAMANCE	7
ALEXANDER	0
ALLEGHANY	0
ANSON	1
ASHE	1
AVERY	1
BEAUFORT	0
BERTIE	1
BLADEN	0
BRUNSWICK	10
BUNCOMBE	8
BURKE	1
CABARRUS	16
CALDWELL	3
CAMDEN	0
CARTERET	9
CASWELL	0
CATAWBA	13
CHATHAM	14
CHEROKEE	1
CHOWAN	0
CLAY	0
CLEVELAND	7
COLUMBUS	4


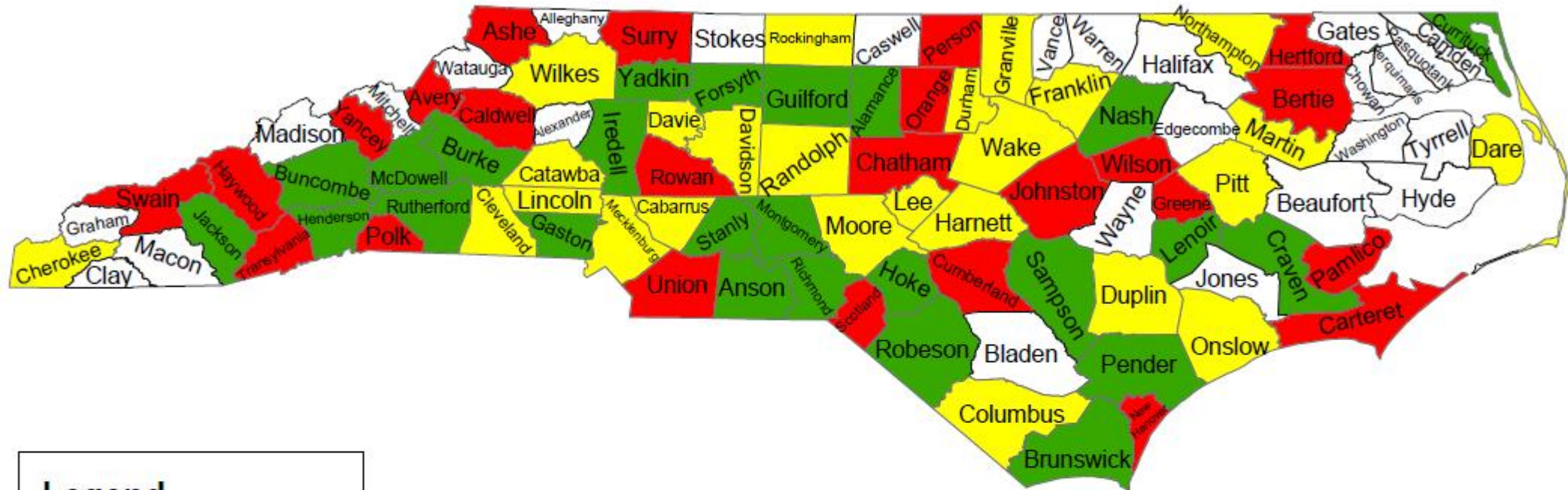
CRAVEN	3
CUMBERLAND	34
CURRITUCK	1
DARE	11
DAVIDSON	8
DAVIE	4
DUPLIN	4
DURHAM	48
EDGECOMBE	0
FORSYTH	19
FRANKLIN	6
GASTON	16
GATES	0
GRAHAM	0
GRANVILLE	2
GREENE	2
GUILFORD	22
HALIFAX	0
HARNETT	11
HAYWOOD	3
HENDERSON	3
HERTFORD	2
HOKE	3
HYDE	0
IREDELL	14

JACKSON	1
JOHNSTON	31
JONES	0
LEE	6
LENOIR	3
LINCOLN	7
MACON	0
MADISON	0
MARTIN	1
MCDOWELL	1
MECKLENBURG	121
MITCHELL	0
MONTGOMERY	2
MOORE	18
NASH	3
NEW HANOVER	28
NORTHAMPTON	1
ONSLOW	13
ORANGE	36
PAMLICO	1
PASQUOTANK	0
PENDER	5
PERQUIMANS	0
PERSON	3
PITT	12

POLK	2
RANDOLPH	7
RICHMOND	2
ROBESON	7
ROCKINGHAM	5
ROWAN	15
RUTHERFORD	2
SAMPSON	3
SCOTLAND	2
STANLY	1
STOKES	0
SURRY	6
SWAIN	1
TRANSYLVANIA	7
TYRRELL	0
UNION	50
VANCE	0
WAKE	120
WARREN	0
WASHINGTON	0
WATAUGA	0
WAYNE	0
WILKES	2
WILSON	3
YADKIN	1
YANCEY	1

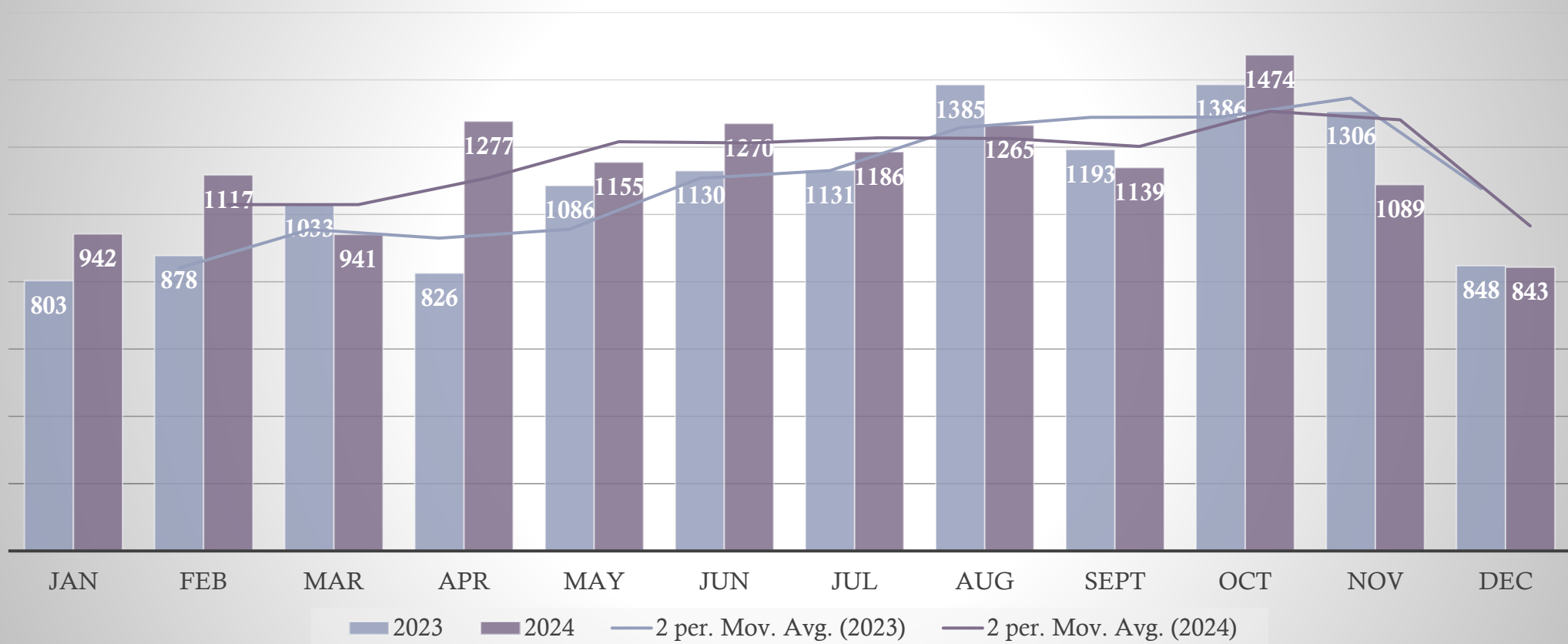
Grand Total 843

Damages Per 1,000 Transmissions





Damages in North Carolina 2024 vs 2023





EDUCATION TEAM



Parrish Reddick
Piedmont Liaison



Steven Moore
Media Relations
Specialist



Ann Rushing
Education
Manager



Tami Groves
Southeast
Liaison



**Howard
Corey**
Eastern Liaison



Rory Phipps
Western Liaison



THANK YOU!

A copy of this presentation
is available at
www.ncucc.org

