



NC811 MONTHLY UPDATE

JANUARY 2025

RICHMOND UCC



# ANNOUNCEMENTS

Annual notices are going out via email to update member information by January 31<sup>st</sup>, 2025. Please update any information including maps to stay current as possible.



Contact Lesley Brouillard in Member Services at [Lesley@nc811.org](mailto:Lesley@nc811.org) if you have any questions.





---

# UPCOMING MEETINGS

- **NC State UCC Meeting**  
January 14, 2025 at 10am  
NC811, 5009 High Point Road, Greensboro  
TEAMS MEETING: Visit the [ncucc.org](https://ncucc.org) calendar page for a link to the meeting.
  - **NCLRPC Meeting**  
January 15, 2025 at 11am  
NC811, 5009 High Point Road, Greensboro  
TEAMS MEETING: Visit the [ncucc.org](https://ncucc.org) calendar page for a link to the meeting.
  - **NC811 Board Meeting**  
January 17, 2025 at 8:30am  
Embassy Suites  
204 Centreport Drive, Greensboro, NC 27409
-



# CALENDAR

NC811 & NCUCC  
event calendars can  
be found on  
[nc811.org](http://nc811.org) or the  
nc811 app





## DATA INSIGHTS

---

Locate Requests

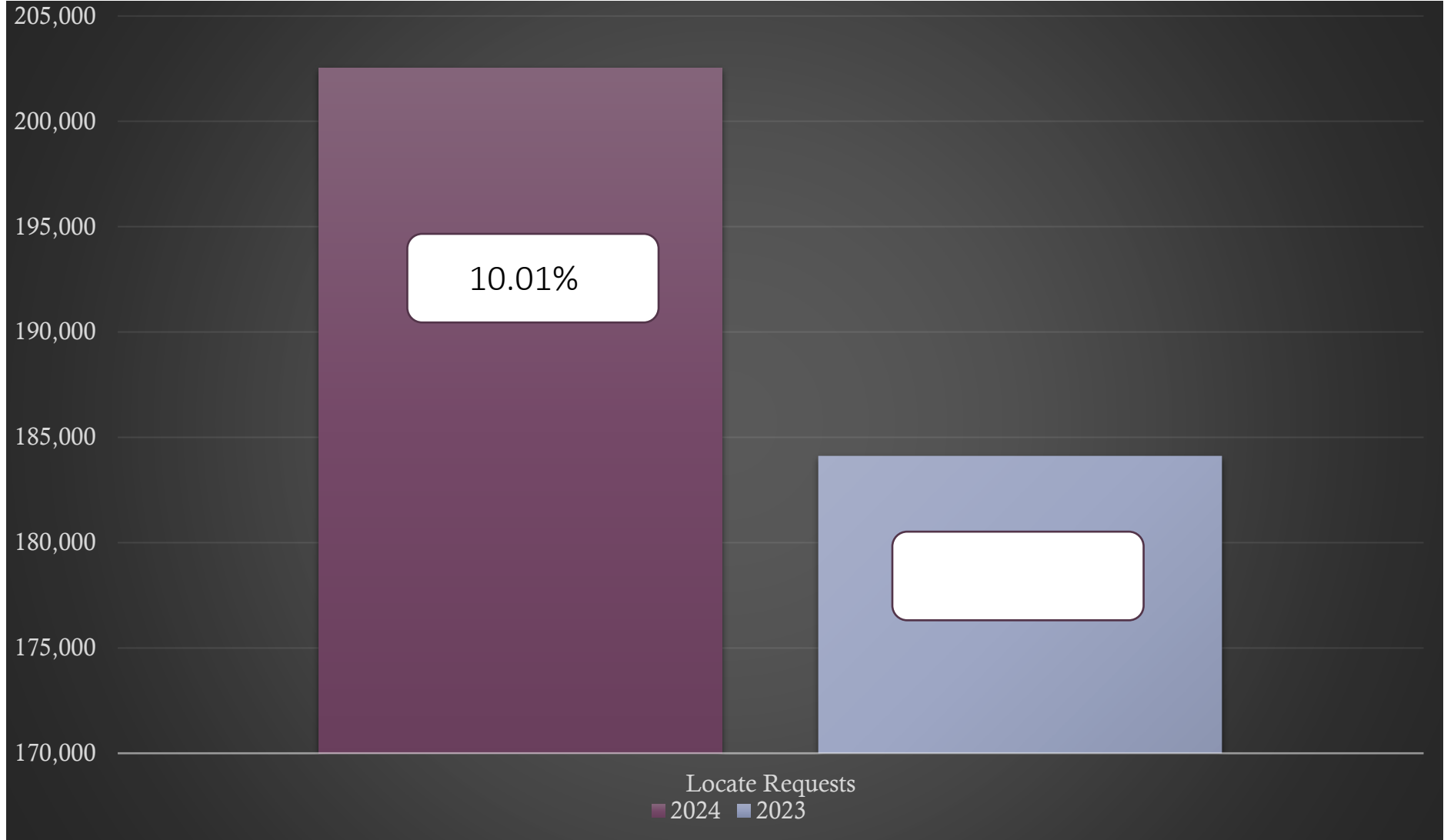
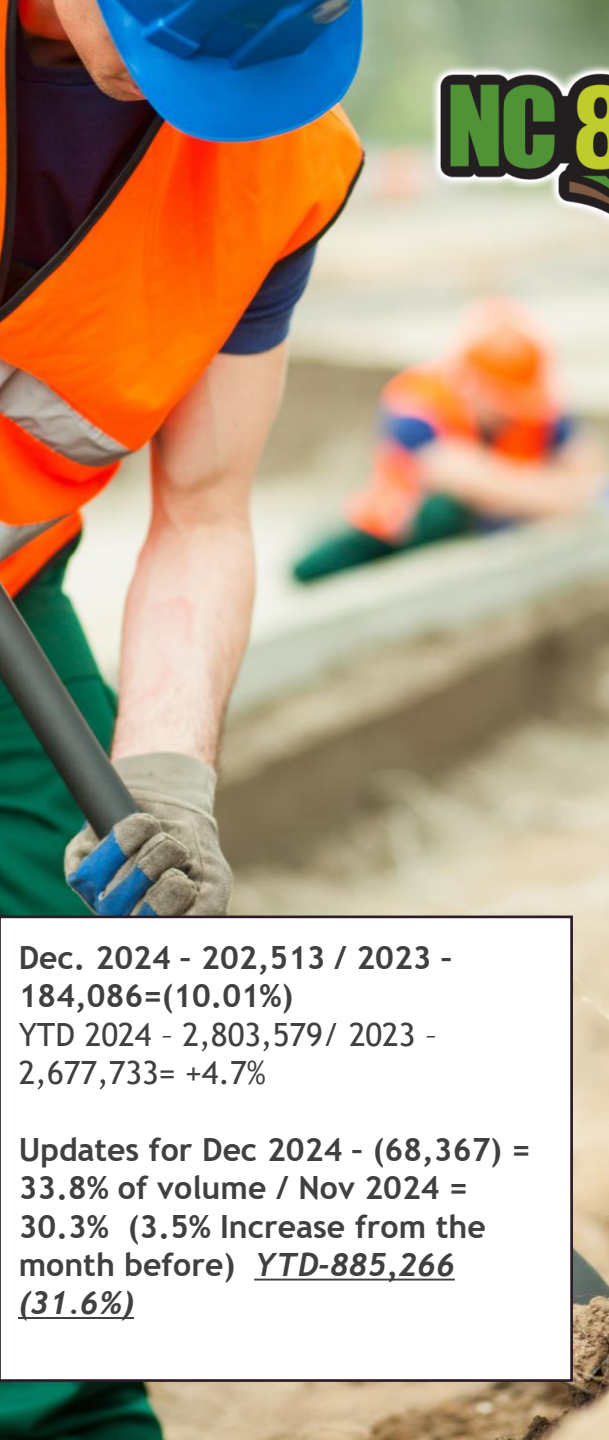
Transmissions

County ticket volume  
and distribution





# Locate Requests for NC - Dec 24 vs 23


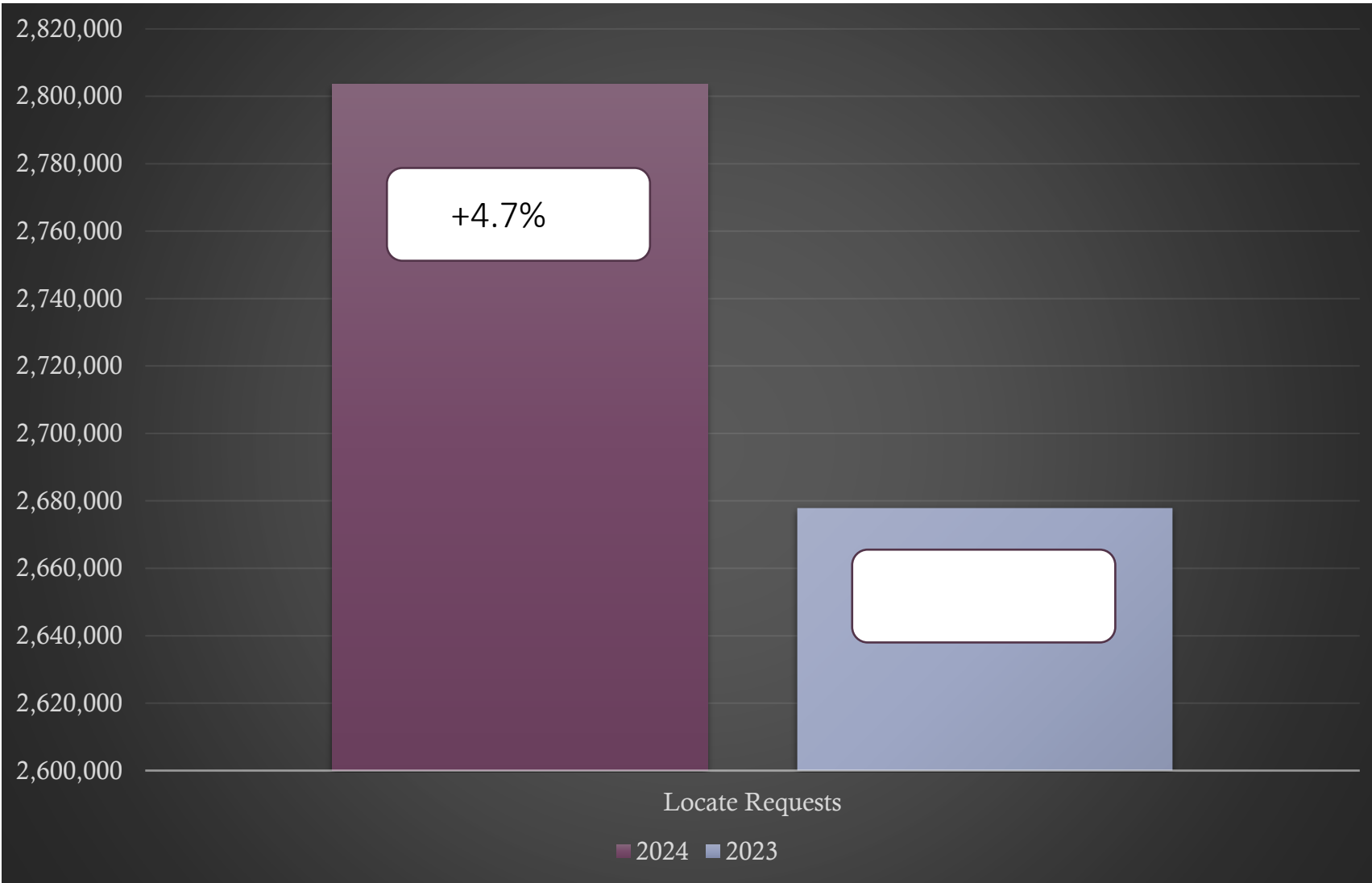


Dec. 2024 - 202,513 / 2023 - 184,086=(10.01%)  
YTD 2024 - 2,803,579/ 2023 - 2,677,733= +4.7%

Updates for Dec 2024 - (68,367) = 33.8% of volume / Nov 2024 = 30.3% (3.5% Increase from the month before) YTD-885,266 (31.6%)



# Locate Requests for NC - YTD



Dec. 2024 - 202,513 / 2023 - 184,086=(10.0%)  
YTD 2024 - 2,803,579/ 2023 - 2,677,733= +4.7%

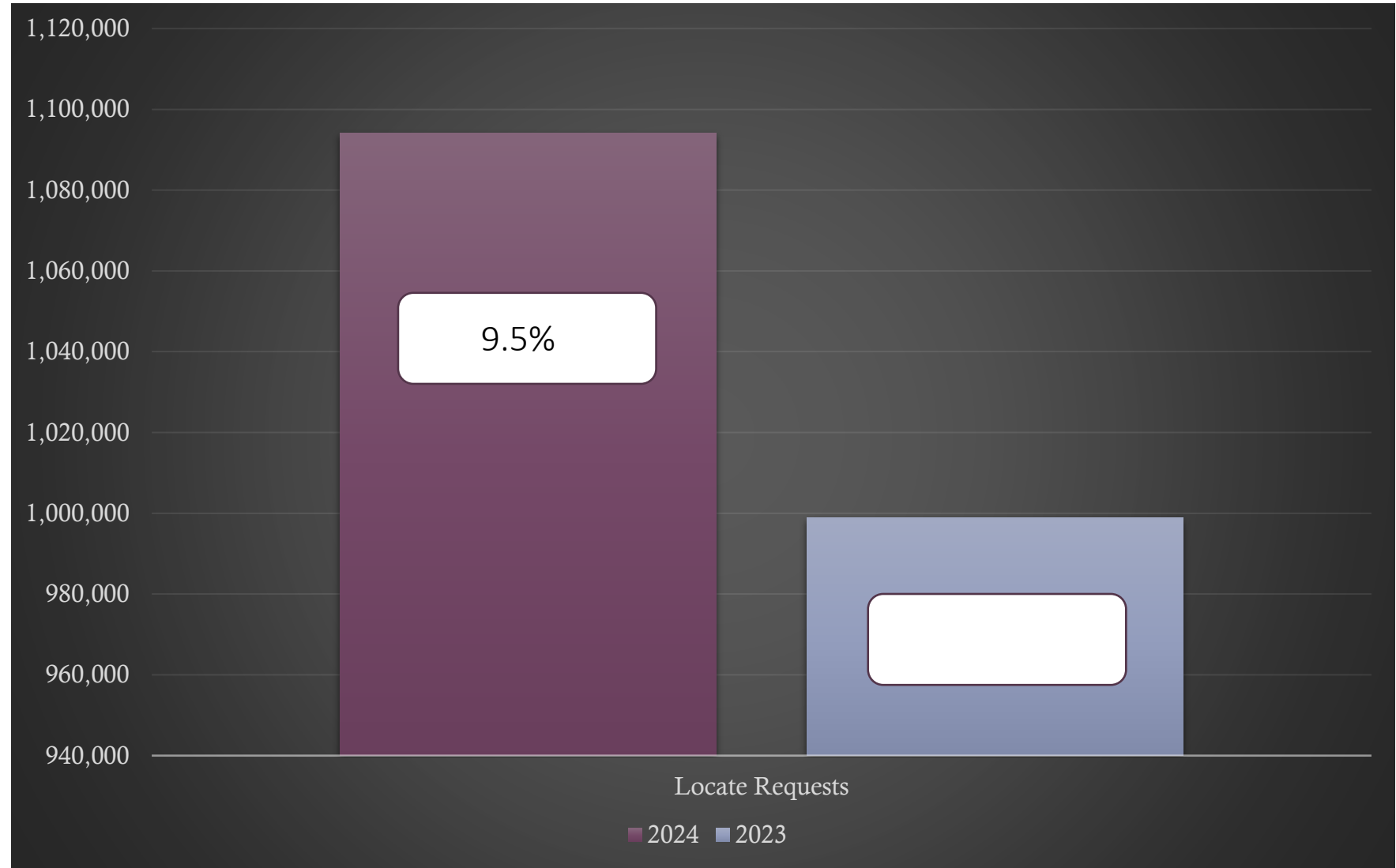
Updates for Dec 2024 - (68,367) = 33.8% of volume / Nov 2024 = 30.3% (3.5% Increase from the month before) YTD-885,266 (31.6%)



# Transmissions for NC – Dec 24 vs 23




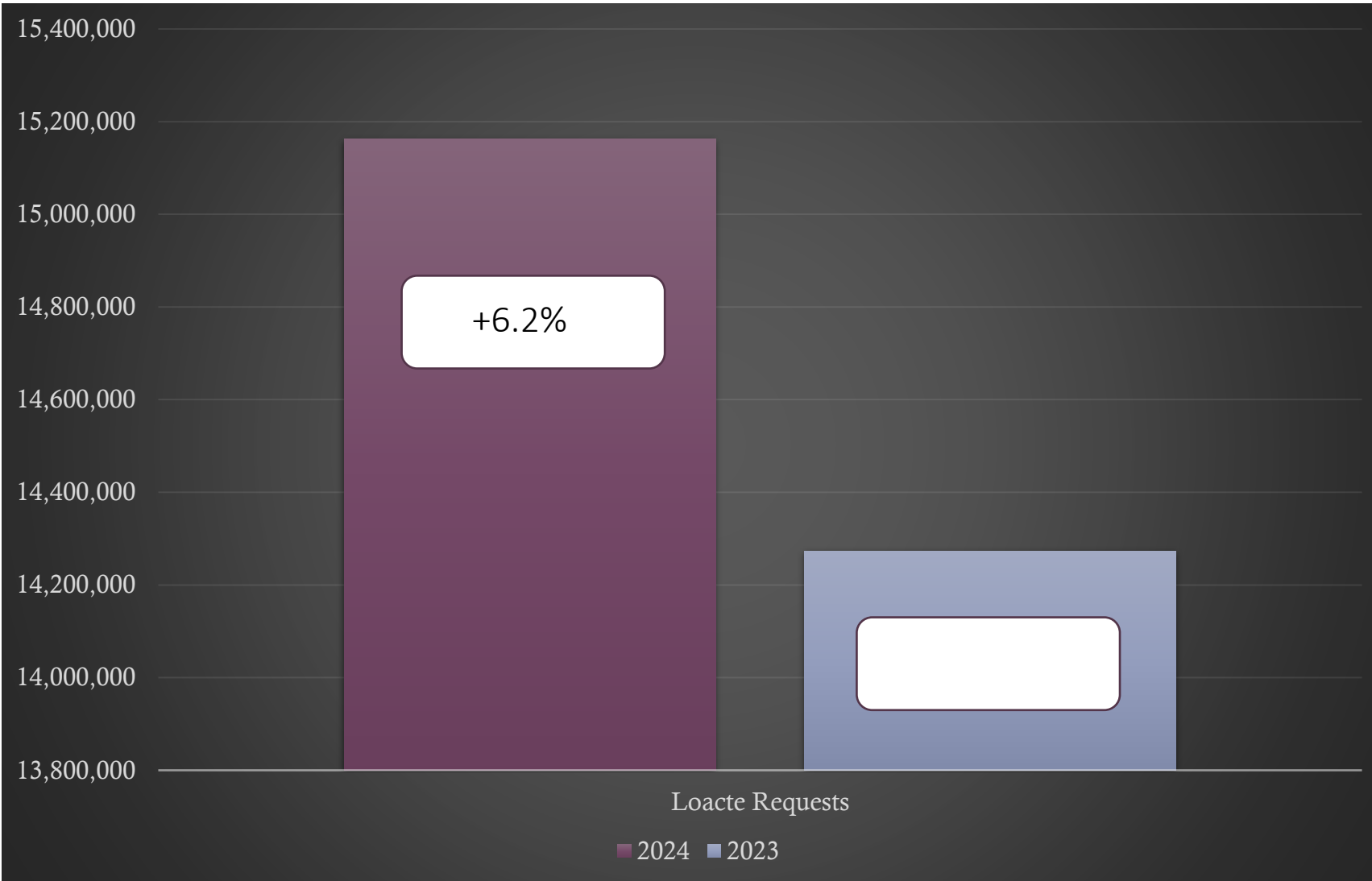
Transmissions MTD 2024- 1,094,058 / 2023 - 998,892= (9.5%)  
Transmissions YTD 2024- 15,163,299 / 2023 - 14,273,647= +6.23%







# Transmissions for NC - YTD 2024



Transmissions MTD 2024- 1,094,058 / 2023 - 998,892= (9.5%)  
Transmissions YTD 2024- 15,163,299 / 2023 - 14,273,647= +6.2%



# COUNTY TICKET VOLUME

2024 VS 2023

	<b>3 HR</b>	<b>CNCL</b>	<b>NEW</b>	<b>RXMT</b>	<b>UPDT</b>	<b>TOTAL Tickets</b>
<b>2023</b>	34	41	424	8	240	747
<b>2024</b>	10	6	350	11	399	776
<b>+/- Var</b>	-70.6%	-85.4%	-17.5%	37.5%	66.3%	3.9%
				<b>Locates per day</b>		<b>41</b>



# COUNTY TICKET VOLUME

## YTD VS PREVIOUS YEAR

	<b>3 HR</b>	<b>CNCL</b>	<b>NEW</b>	<b>RXMT</b>	<b>UPDT</b>	<b>TOTAL Tickets</b>
<b>2023</b>	144	78	<b>3227</b>	95	1668	<b>5212</b>
<b>2024</b>	273	95	<b>4969</b>	168	3622	<b>9127</b>
<b>+/- Var</b>	89.6%	21.8%	<b>54.0%</b>	76.8%	117.1%	<b>75.1%</b>
<b>Locates per day</b>						<b>36</b>



# COUNTY TICKET DISTRIBUTION - DECEMBER

<b>RICHMOND</b>	<b>776</b>
ELLERBE	302
ELLERBE GROVE	12
HAMLET	129
HOFFMAN	10
ROCKINGHAM	311



## Top 10 Callers for - December

1	APPALACHIAN UTILITIES INC	172
2	CABLE EAST, INC	124
3	UTILITY CONSTRUCTION CONCEPTS, LLC	87
4	ITG	56
5	GPRS UTILITY CONTRACTORS	48
6	TRAFFIC CONTROL SAFETY SERVICES, INC	42
7	J & S UNDERGROUND	25
8	METRO TECH	16
9	ATLAS SURVEYING INC	12
10	RICHMOND COUNTY	9

# DAMAGES

**DIRT** Damage Information  
Reporting Tool




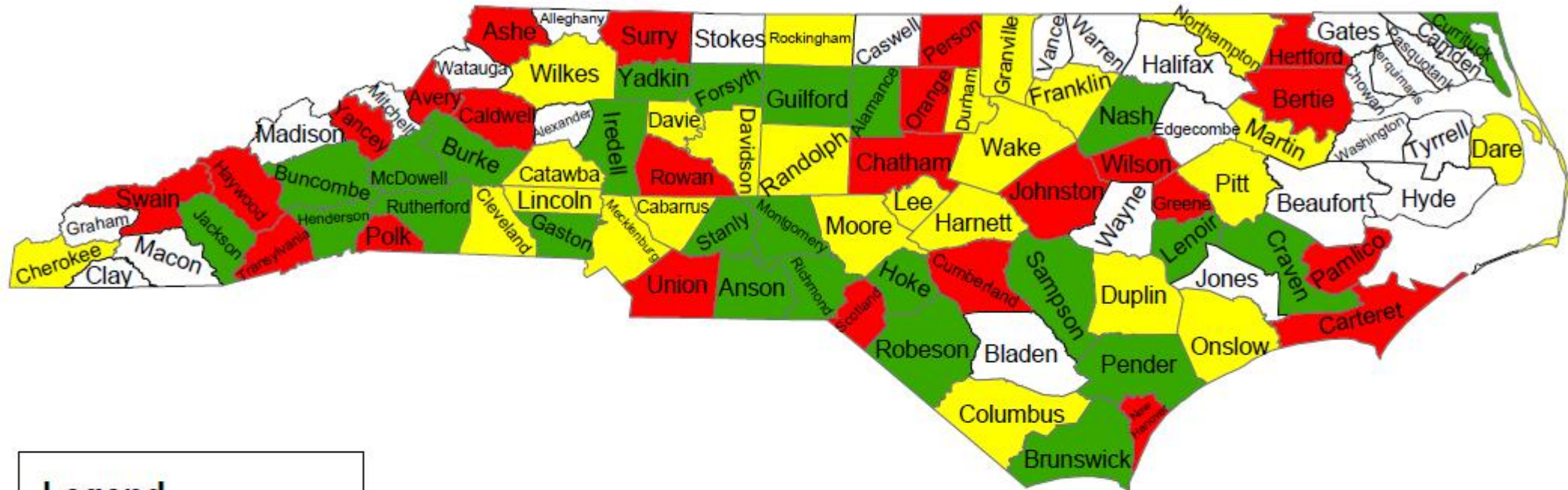


# December Damages

ALAMANCE	7	CRAVEN	3	JACKSON	1	POLK	2
ALEXANDER	0	CUMBERLAND	34	JOHNSTON	31	RANDOLPH	7
ALLEGHANY	0	CURRITUCK	1	JONES	0	<b>RICHMOND</b>	<b>2</b>
ANSON	1	DARE	11	LEE	6	ROBESON	7
ASHE	1	DAVIDSON	8	LENOIR	3	ROCKINGHAM	5
AVERY	1	DAVIE	4	LINCOLN	7	ROWAN	15
BEAUFORT	0	DUPLIN	4	MACON	0	RUTHERFORD	2
BERTIE	1	DURHAM	48	MADISON	0	SAMPSON	3
BLADEN	0	EDGECOMBE	0	MARTIN	1	SCOTLAND	2
BRUNSWICK	10	FORSYTH	19	MCDOWELL	1	STANLY	1
BUNCOMBE	8	FRANKLIN	6	MECKLENBURG	121	STOKES	0
BURKE	1	GASTON	16	MITCHELL	0	SURRY	6
CABARRUS	16	GATES	0	MONTGOMERY	2	SWAIN	1
CALDWELL	3	GRAHAM	0	MOORE	18	TRANSYLVANIA	7
CAMDEN	0	GRANVILLE	2	NASH	3	TYRRELL	0
CARTERET	9	GREENE	2	NEW HANOVER	28	UNION	50
CASWELL	0	GUILFORD	22	NORTHAMPTON	1	VANCE	0
CATAWBA	13	HALIFAX	0	ONSLOW	13	WAKE	120
CHATHAM	14	HARNETT	11	ORANGE	36	WARREN	0
CHEROKEE	1	HAYWOOD	3	PAMLICO	1	WASHINGTON	0
CHOWAN	0	HENDERSON	3	PASQUOTANK	0	WATAUGA	0
CLAY	0	HERTFORD	2	PENDER	5	WAYNE	0
CLEVELAND	7	HOKE	3	PERQUIMANS	0	WILKES	2
COLUMBUS	4	HYDE	0	PERSON	3	WILSON	3
		IREDELL	14	PITT	12	YADKIN	1
						YANCEY	1

**Grand Total 843**

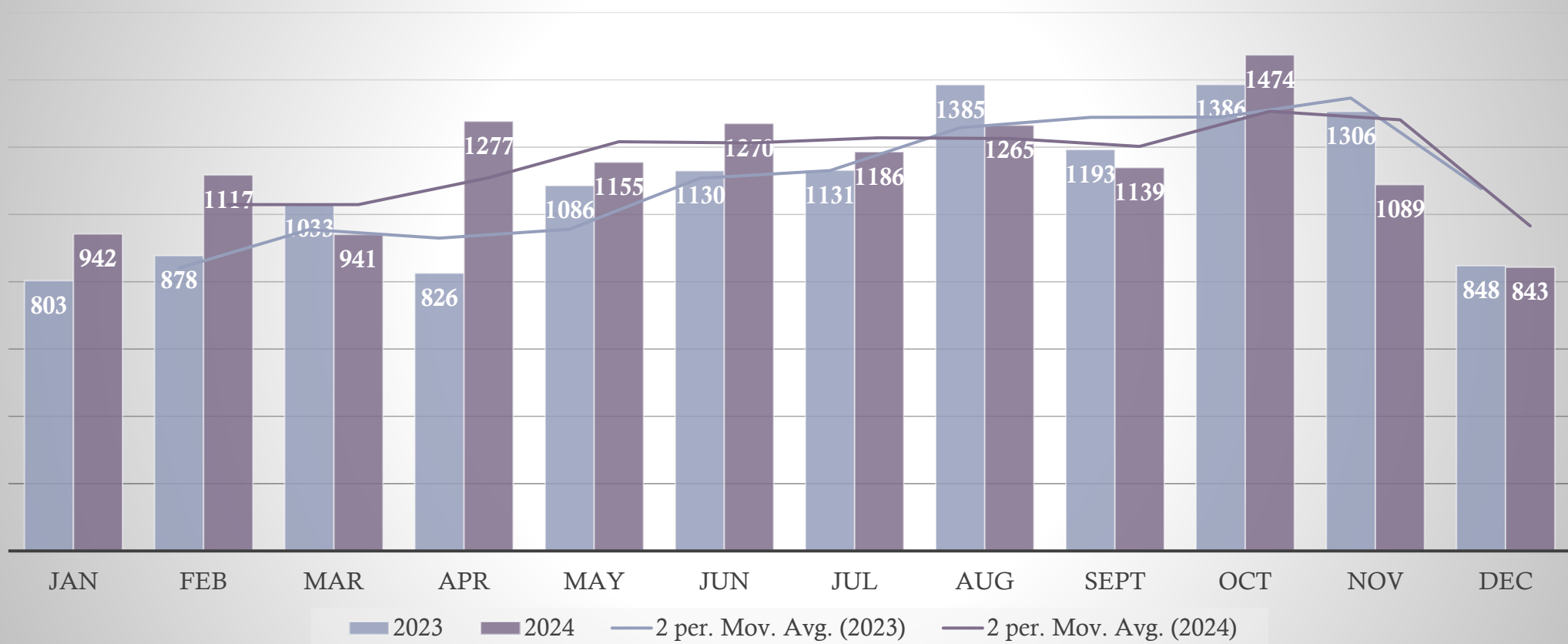
# Damages Per 1,000 Transmissions







## Damages in North Carolina 2024 vs 2023





## UNDERGROUND DAMAGE PREVENTION REVIEW BOARD

### Violator Training

- On-line Pipes Plus Training

### Administration – Capital Hill Mngt. Services

- <https://udprb.nc.gov/>
  - Minutes posted
- Penalty structure
  - Circumstances
  - Gravity
  - Culpability
  - History

# UGDPRB – 2024 Cases

- 157 Cases on Agenda
- 60 – Issued Pipes Plus Training
- **\$192,500** issued in fines

BURIED  
TELEPHONE  
CABLE

BURIED  
SEWER

BURIED  
GAS  
LINE

BURIED  
ELECTRIC  
CABLE

BURIED  
WATER





## EDUCATION TEAM



**Parrish Reddick**  
Piedmont Liaison



**Steven Moore**  
Media Relations  
Specialist



**Ann Rushing**  
Education  
Manager



**Tami Groves**  
Southeast  
Liaison



**Howard  
Corey**  
Eastern Liaison



**Rory Phipps**  
Western Liaison



# THANK YOU!

A copy of this presentation  
is available at  
[www.ncucc.org](http://www.ncucc.org)



