



HAPPY
Thanksgiving

MONTHLY UPDATE -NOVEMBER 2024

COUNTY UCC

WNCStrong Coat Donation Campaign

Join the #WNCStrong Coat Donation Campaign!

Our Western communities have been deeply affected by Hurricane Helene, and as winter approaches, we need your help to keep our children warm. Join the WNCStrong Coat Donation Campaign! Our goal is to collect 500 kids' coats to ensure that every child in our community stays warm this winter.

Make your donation now until Nov. 25, 2024

Sponsored by:



Upcoming meetings

- **NC State UCC Meeting**
Tuesday, Nov. 12 from 10 to 12
Enbridge (formerly Dominion Energy)
1801 Trinity Church Road, Concord, NC
- **Underground Damage Prevention Review Board**
Tuesday, Nov. 19 from 10 until
NC811 Events Center, Greensboro
- **Locate Resolution Partnership Committee**
Wednesday, Nov. 20 from 11 to 1
NC811 Events Center, Greensboro
<https://ncucc.org/locate-resolution-partnership-committee/>





HONORING ALL WHO SERVED

VETERANS DAY

Monday, November 11th
(*). Holidays that fall on a Saturday will be honored on Friday if not already a holiday.



Thanksgiving and The Day After Thanksgiving Nov. 28 and the 29*

State Holidays are excluded from and not part of the three (3) working day notice, nor are they part of the life of the ticket in accordance with the NC General Statutes. NC811, Inc. will only process the following notifications on State Holidays: Emergencies, Damages, and 3-Hour Notices. NC811, Inc. is open and will accept and process all notifications on Observed Holidays which are indicated by an asterisk (*).

ATC's 20th Annual Tower Lighting

December 4, 2024, 7:00 pm - 8:30 pm

American Tobacco Campus

345 Blackwell St, Durham, NC 27701





CALENDAR

NC811 & NCUCC
event calendars can
be found on nc811.org
or the nc811 app



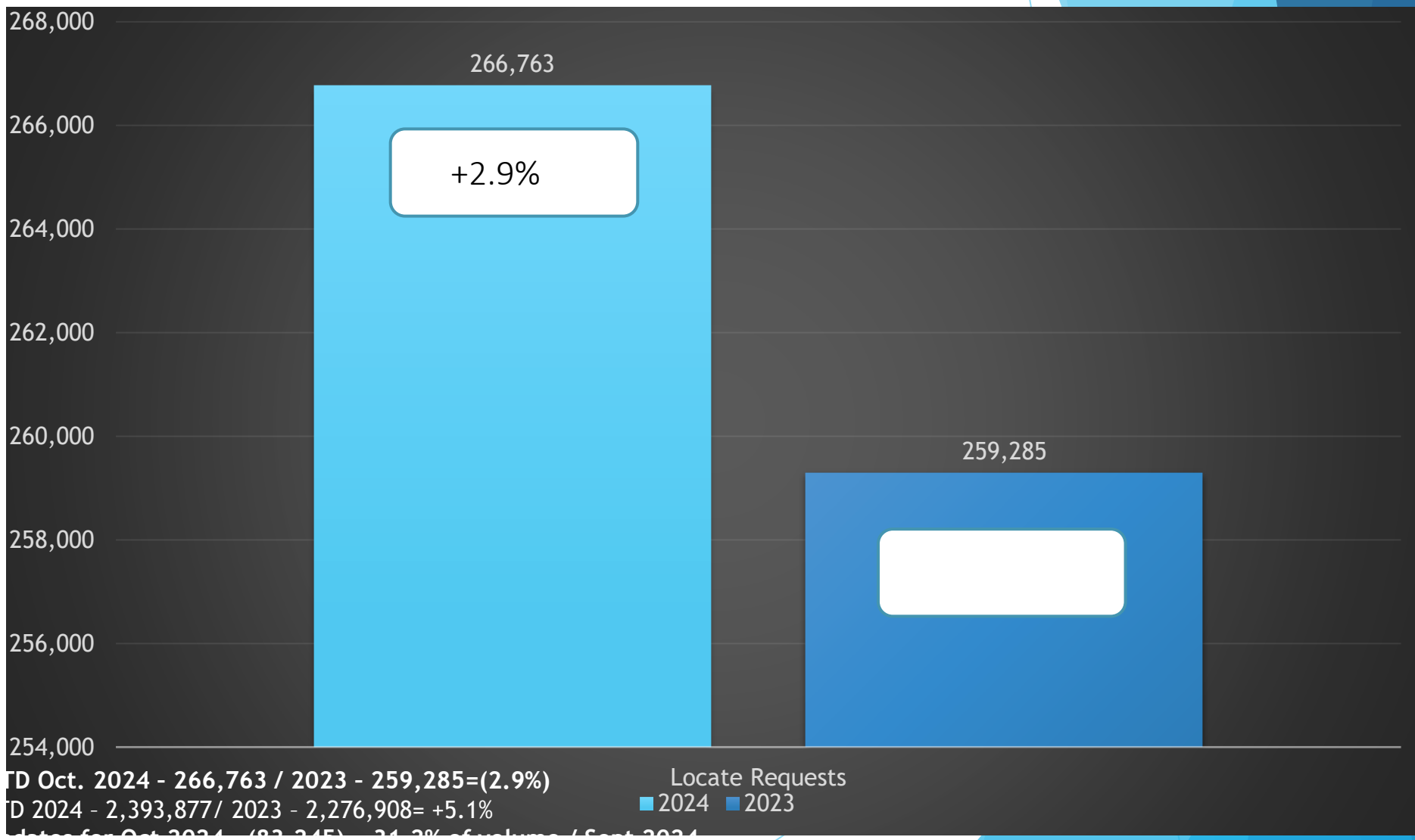
NC811 Data Insights

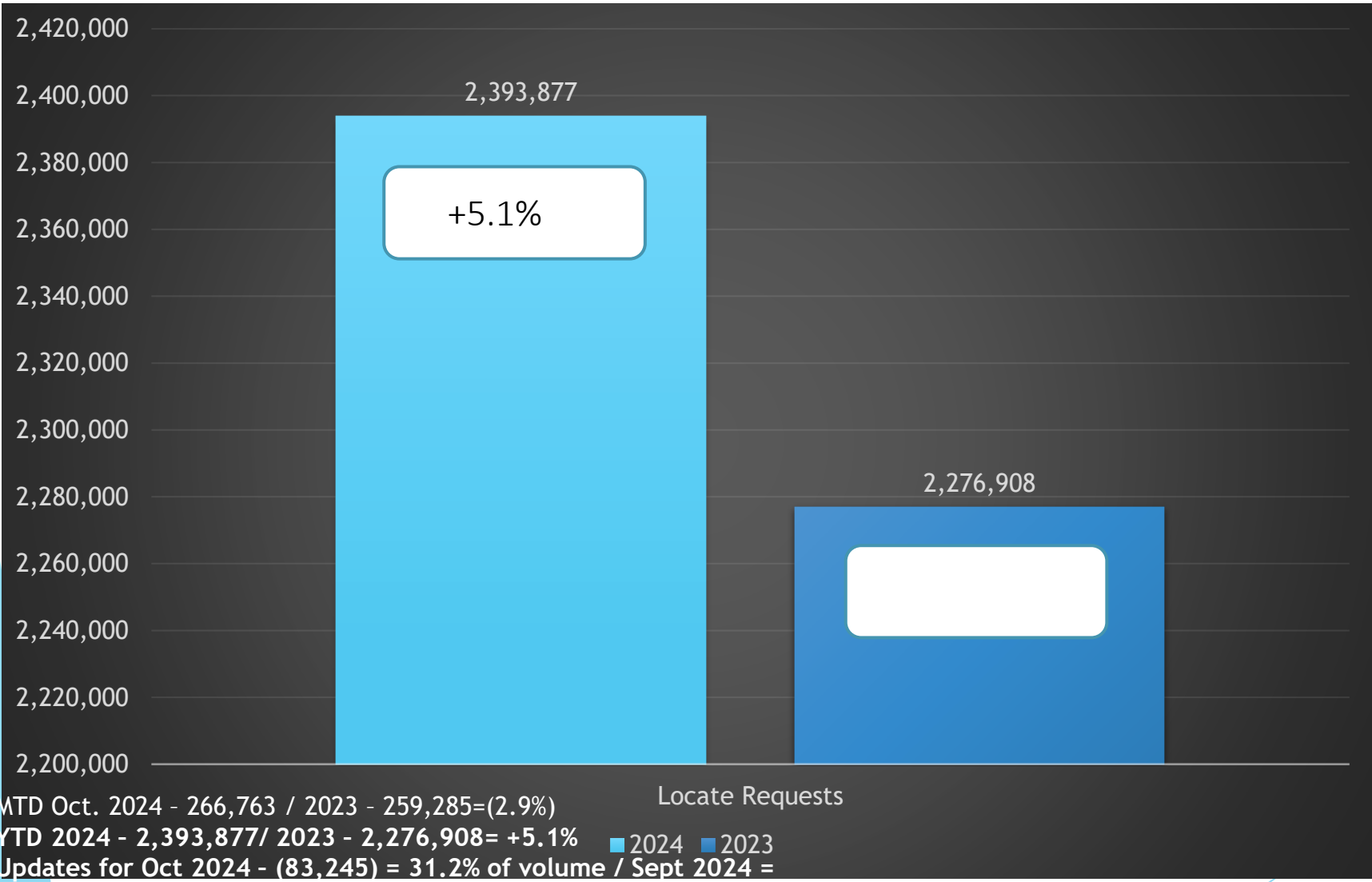
- ✓ Locate requests
- ✓ Transmissions
- ✓ County ticket volume and distribution





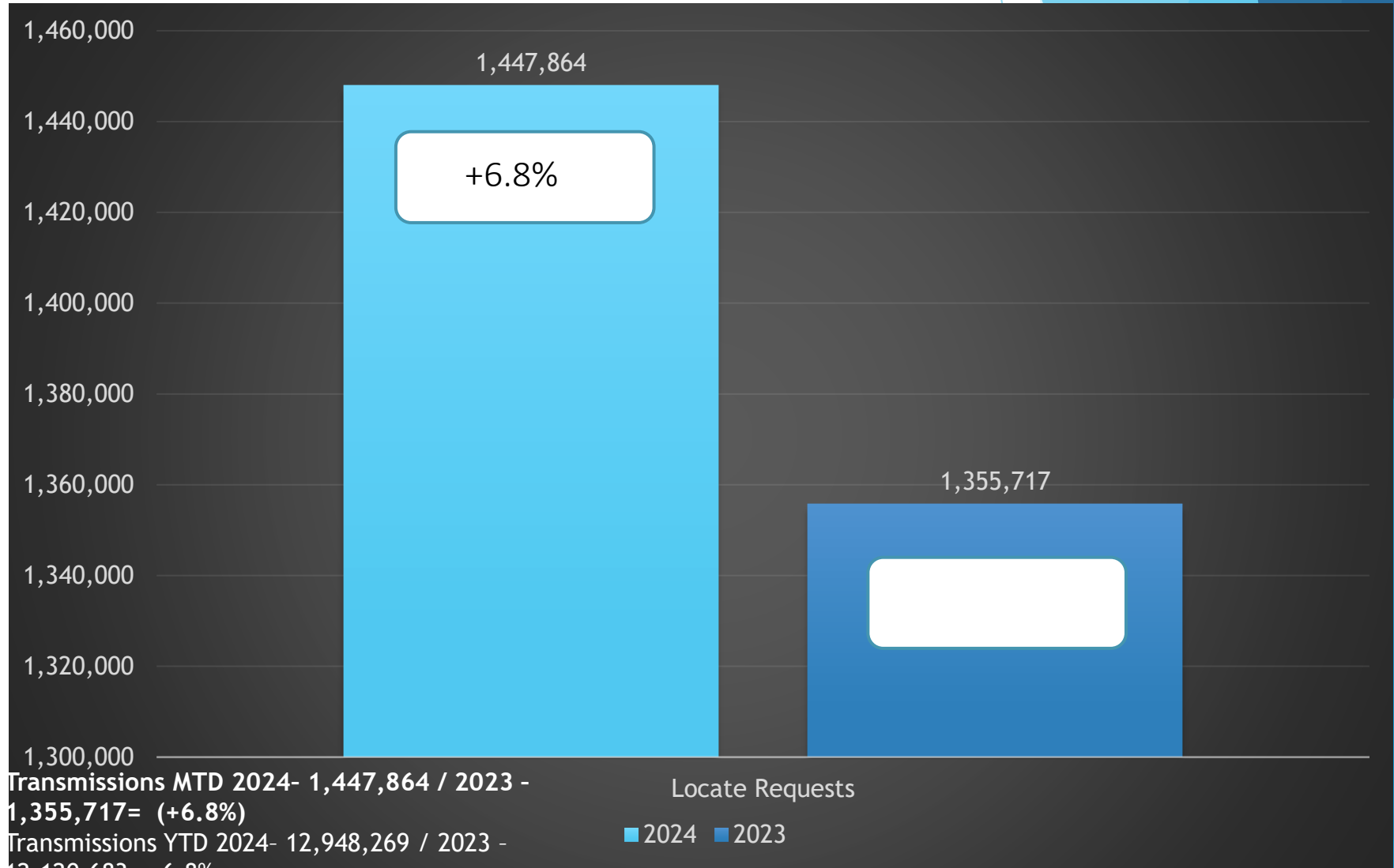
Oct 24 vs 23


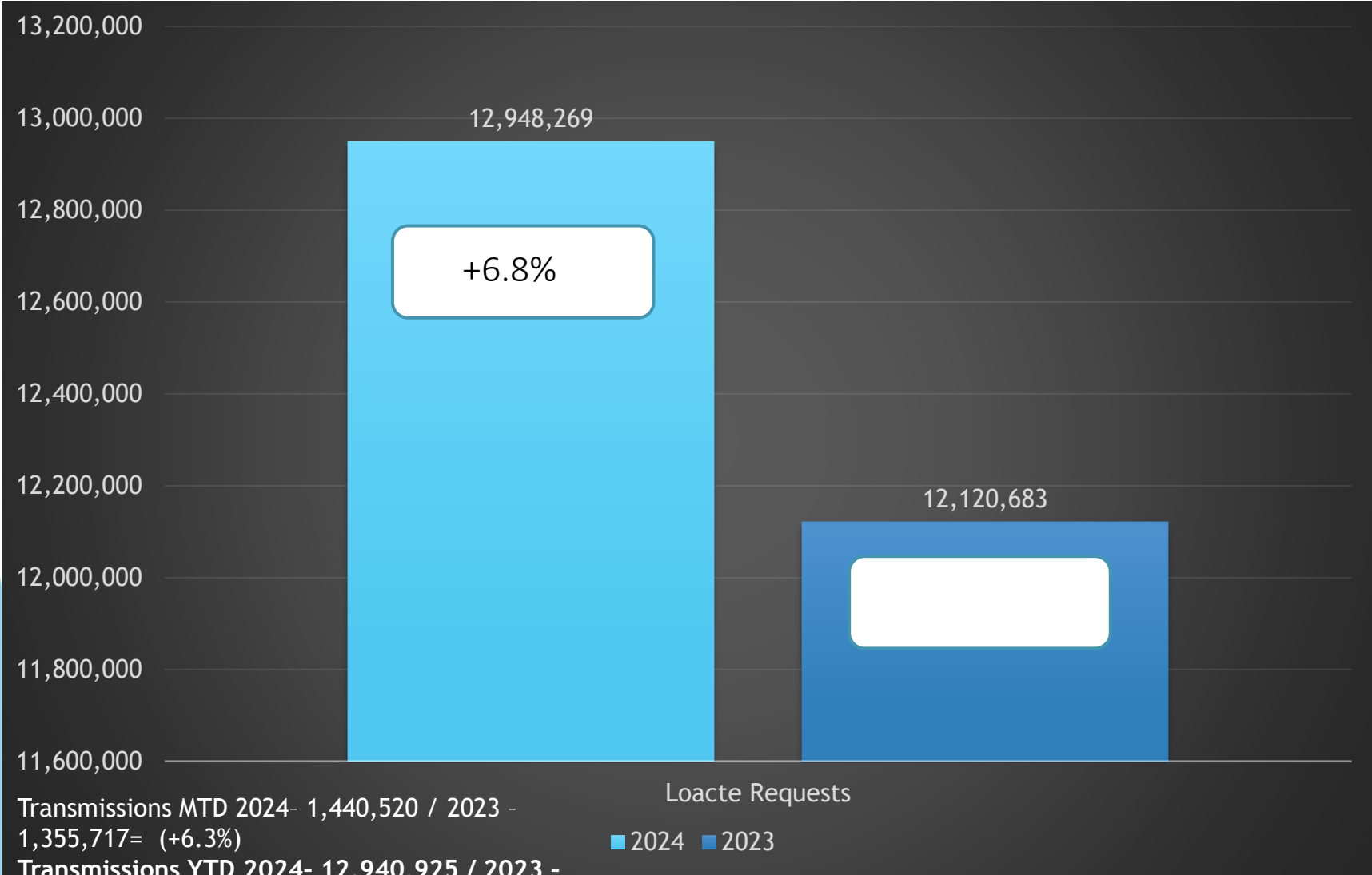






24 vs 23





OCTOBER Damages

NC-Alamance	25
NC-Alexander	3
NC-Beaufort	2
NC-Bertie	1
NC-Bladen	2
NC-Brunswick	12
NC-Buncombe	6
NC-Burke	1
NC-Cabarrus	29
NC-Caldwell	6
NC-Carteret	8
NC-Catawba	27
NC-Chatham	15
NC-Chowan	1
NC-Clay	1
NC-Cleveland	5
NC-Columbus	2
NC-Craven	17
NC-Cumberland	60
NC-Currituck	6
NC-Dare	8
NC-Davidson	18

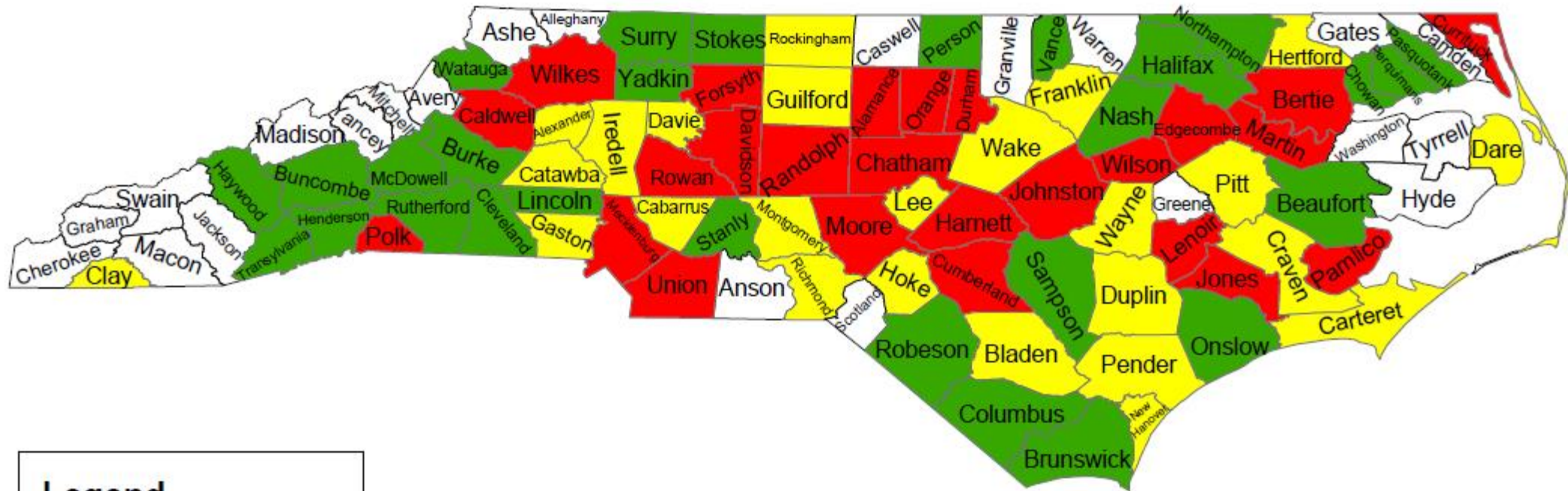
NC-Davie	5
NC-Duplin	5
NC-Durham	113
NC-Edgecombe	7
NC-Forsyth	51
NC-Franklin	6
NC-Gaston	23
NC-Guilford	42
NC-Halifax	1
NC-Harnett	27
NC-Haywood	2
NC-Henderson	6
NC-Hertford	1
NC-Hoke	7
NC-Iredell	32
NC-Johnston	53
NC-Jones	1
NC-Lee	8
NC-Lenoir	9
NC-Lincoln	6
NC-Martin	4
NC-McDowell	2
NC-Mecklenburg	262
NC-Montgomery	2
NC-Moore	30

NC-Nash	10
NC-New Hanover	26
NC-Northampton	1
NC-Onslow	10
NC-Orange	23
NC-Pamlico	6
NC-Pasquotank	1
NC-Pender	10
NC-Perquimans	4
NC-Person	1
NC-Pitt	16
NC-Polk	2
NC-Randolph	25
NC-Richmond	3
NC-Robeson	10
NC-Rockingham	8
NC-Rowan	26
NC-Rutherford	2
NC-Sampson	1
NC-Stanly	3
NC-Stokes	1
NC-Surry	2
NC-Transylvania	1
NC-Union	79
NC-Vance	1

NC-Wake	220
NC-Watauga	1
NC-Wayne	7
NC-Wilkes	4
NC-Wilson	8
NC-Yadkin	2

Grand Total – 1,474

Damages Per 1,000 Transmissions



Legend

Quantile

	0.000000
	0.000001 - 0.671704
	0.671705 - 1.077199
	1.077200 - 3.556609

County ticket Volume

2024 VS 2023

Burke	3 HR	CNCL	NEW	RXMT	UPDT	TOTAL Tickets
2023	37	7	736	18	202	1000
2024	39	22	1132	29	661	1883
+ or -	5.4%	214.3%	53.8%	61.1%	227.2%	88.3%
				Locates per day →		94

County ticket Volume

YTD VS PREVIOUS YEAR

Burke	3 HR	CNCL	NEW	RXMT	UPDT	TOTAL Tickets
2023	271	72	7366	174	1789	9672
2024	685	137	9615	253	3900	14590
+ or -	152.8%	90.3%	30.5%	45.4%	118.0%	50.8%
Locates per day				→		70

County ticket distribution - OCTOBER

BURKE	1883
CONNELLY SPRINGS	270
DREXEL	29
GLEN ALPINE	11
HICKORY	123
HILDEBRAN	28
ICARD	7
JONAS RIDGE	6
LINVILLE	6
MORGANTON	811
OAK HILL	13
RUTHERFORD COLLEGE	8
SALEM	9
VALDESE	552

County ticket Volume

2024 VS 2023

Caldwell	3 HR	CNCL	NEW	RXMT	UPDT	TOTAL Tickets
2023	13	4	634	23	133	807
2024	22	5	603	19	164	813
+ or -	69.2%	25.0%	-4.9%	-17.4%	23.3%	0.7%
-	-	-		Locates per day →		41

County ticket Volume

YTD VS PREVIOUS YEAR

Caldwell	3 HR	CNCL	NEW	RXMT	UPDT	TOTAL Tickets
2023	422	85	6409	236	1517	8669
2024	272	70	6361	218	1686	8607
+ or -	-35.5%	-17.6%	-0.7%	-7.6%	11.1%	-0.7%
-			Locates per day		→	42

County ticket distribution - OCTOBER

CALDWELL	813
CAJAHS MOUNTAIN	8
CEDAR ROCK	4
COLLETTSVILLE	11
GAMEWELL	4
GRACE CHAPEL	5
GRANITE FALLS	214
HICKORY	19
HUDSON	116
LENOIR	405
NORTHLAKES	3
RHODHISS	3
SAW MILLS	9

DAMAGES

DIRT Damage Information
Reporting Tool

CGA Common
Ground
Alliance



Top 10 Callers for - Burke

1	BIGHAM CABLE CONSTRUCTION	279
2	EAGLE EYE DIRECTIONAL BORE, LLC	278
3	KNIGHT BROADBAND, LLC	173
4	BIGHAM CABLE CONSTRUCTION INC	56
5	AT&T UTILITY OPERATIONS	55
6	A TECH PLUS	53
7	USA FIBER	50
8	ANSCO & ASSOCIATES LLC	46
9	HUSS BORING	40
10	WILLIAMS ELECTRIC COMPANY	40

Top 10 Callers for - Caldwell

1	KNIGHT BROADBAND, LLC	101
2	ANSCO & ASSOCIATES LLC	60
3	WILLIAMS ELECTRIC COMPANY	44
4	DUKE ENERGY	42
5	AT&T UTILITY OPERATIONS	41
6	CALDWELL COUNTY WATER	38
7	BIGHAM CABLE CONSTRUCTION INC	22
8	WILLIAMS ELECTRIC COMPANY	17
9	MILLER PIPELINE	17
10	CITY OF LENOIR	15



Education team



Parrish Reddick
Piedmont Liaison



Steven Moore
Media Relations Specialist



Ann Rushing
Education Manager



Tami Groves
Southeast Liaison



Howard Corey
Eastern Liaison



Rory Phipps
Western Liaison



THANK YOU!

A copy of this presentation
is available at
www.ncucc.org

