



HAPPY
Thanksgiving

**CABARRUS/ROWAN/STANLY
UCC**

WNCStrong Coat Donation Campaign

Join the #WNCStrong Coat Donation Campaign!

Our Western communities have been deeply affected by Hurricane Helene, and as winter approaches, we need your help to keep our children warm. Join the WNCStrong Coat Donation Campaign! Our goal is to collect 500 kids' coats to ensure that every child in our community stays warm this winter.

Make your donation now until Nov. 25, 2024

Sponsored by:



Upcoming meetings

- **NC State UCC Meeting**
Tuesday, Nov. 12 from 10 to 12
Enbridge (formerly Dominion Energy)
1801 Trinity Church Road, Concord, NC
- **Underground Damage Prevention Review Board**
Tuesday, Nov. 19 from 10 until
NC811 Events Center, Greensboro
- **Locate Resolution Partnership Committee**
Wednesday, Nov. 20 from 11 to 1
NC811 Events Center, Greensboro
<https://ncucc.org/locate-resolution-partnership-committee/>





HONORING ALL WHO SERVED

VETERANS DAY

Monday, November 11th
(*). Holidays that fall on a Saturday will be
honored on Friday if not already a holiday.



Thanksgiving and The Day After Thanksgiving Nov. 28 and the 29*

State Holidays are excluded from and not part of the three (3) working day notice, nor are they part of the life of the ticket in accordance with the NC General Statutes. NC811, Inc. will only process the following notifications on State Holidays: Emergencies, Damages, and 3-Hour Notices. NC811, Inc. is open and will accept and process all notifications on Observed Holidays which are indicated by an asterisk (*).

ATC's 20th Annual Tower Lighting

December 4, 2024, 7:00 pm - 8:30 pm

American Tobacco Campus

345 Blackwell St, Durham, NC 27701





CALENDAR

NC811 & NCUCC
event calendars can
be found on nc811.org
or the nc811 app



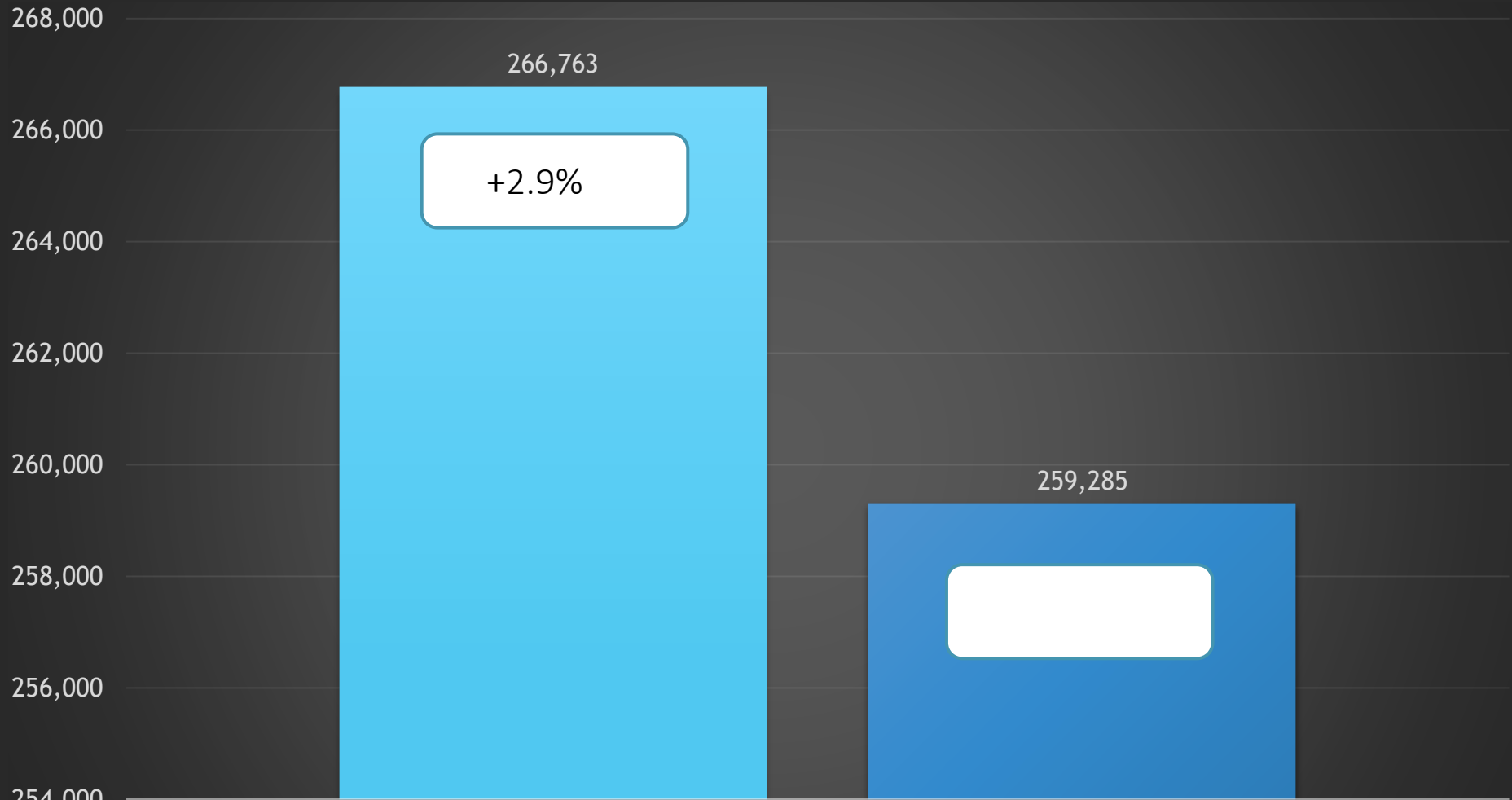
NC811 Data Insights

- ✓ Locate requests
- ✓ Transmissions
- ✓ County ticket volume and distribution





Locate Requests for NC - Oct 24 vs 23



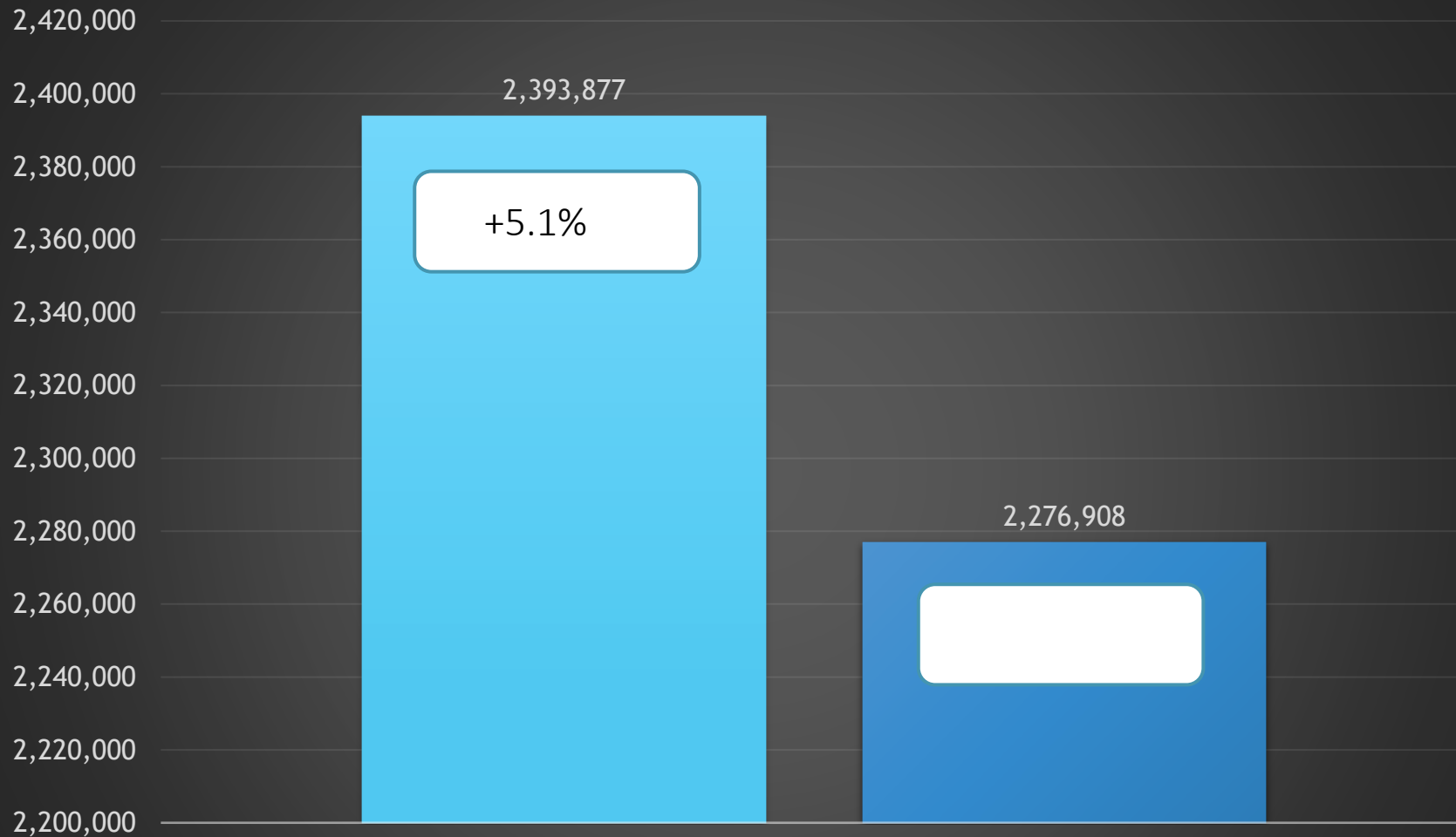
MTD Oct. 2024 - 266,763 / 2023 - 259,285 = (2.9%)

YTD 2024 - 2,393,877 / 2023 - 2,276,908 = +5.1%

Updates for Oct 2024 - (83,245) = 31.2% of volume / Sept 2024 = 31.1% (0.1% Increase from the month before)

Locate Requests
■ 2024 ■ 2023

Locate Requests for NC - YTD



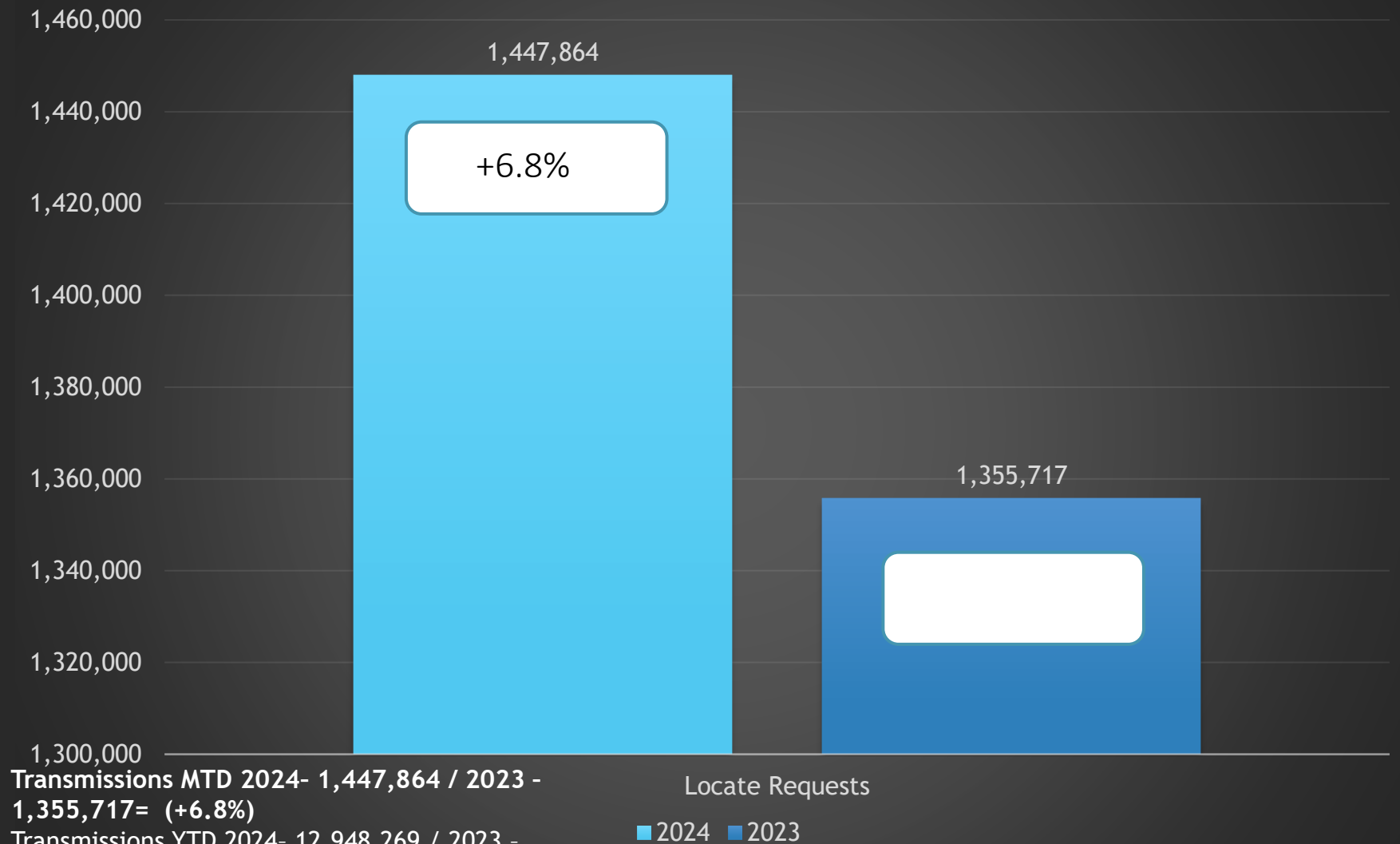
Locate Requests

MTD Oct. 2024 - 266,763 / 2023 - 259,285=(2.9%)
YTD 2024 - 2,393,877/ 2023 - 2,276,908= +5.1% ■ 2024 ■ 2023
Updates for Oct 2024 - (83,245) = 31.2% of volume / Sept 2024 =
31.1% (0.1% Increase from the month before)





Transmissions for NC - Oct 24 vs 23



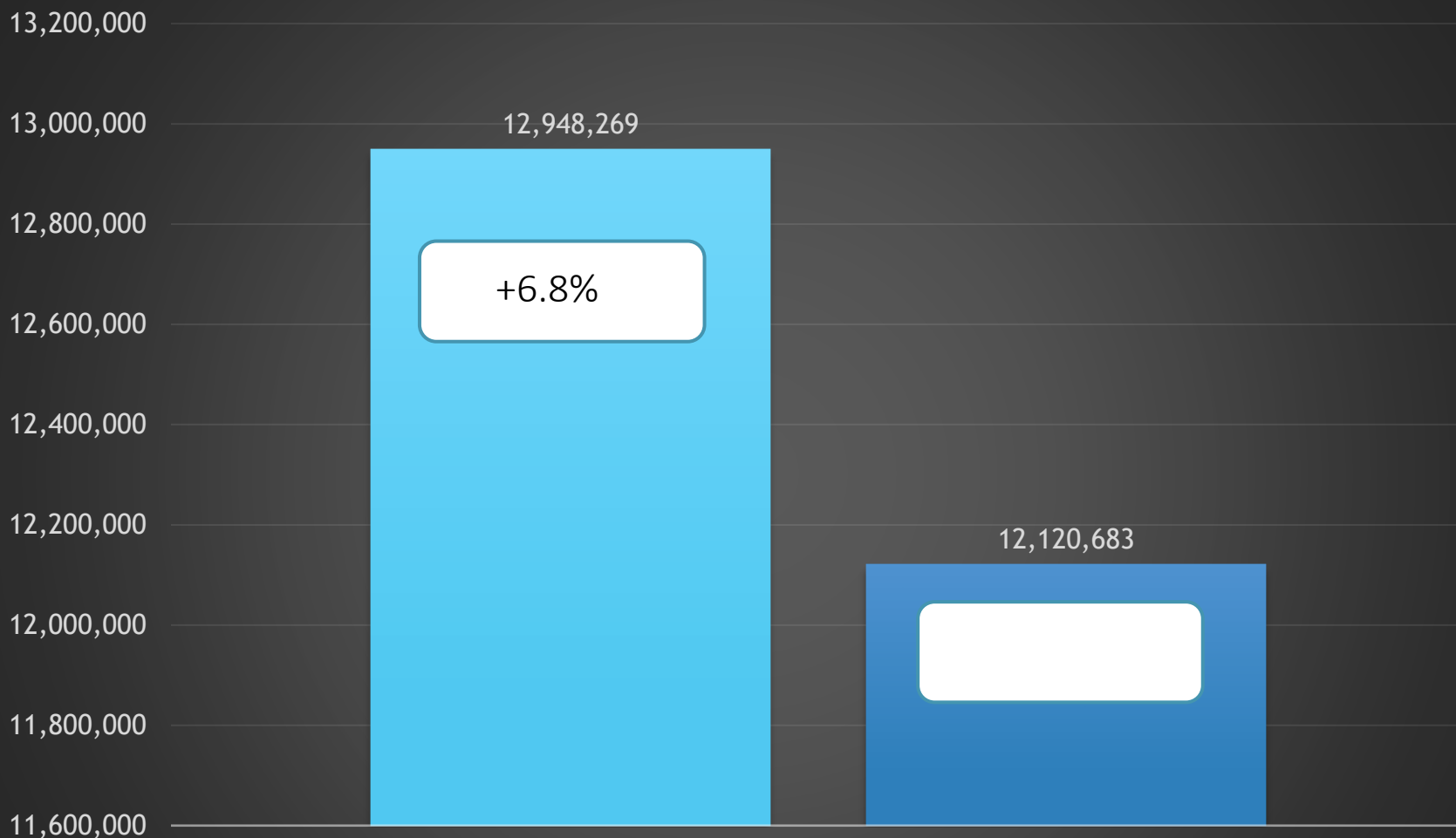
Transmissions MTD 2024- 1,447,864 / 2023 - 1,355,717= (+6.8%)

Transmissions YTD 2024- 12,948,269 / 2023 - 12,120,683= +6.8%

Locate Requests

■ 2024 ■ 2023

Transmissions for NC - YTD 2024




Transmissions MTD 2024- 1,440,520 / 2023 - 1,355,717= (+6.3%)

Transmissions YTD 2024- 12,940,925 / 2023 - 12,120,683= +6.8%

Loacte Requests

■ 2024 ■ 2023



County ticket Volume

2024 VS 2023

Cabarrus	3 HR	CNCL	NEW	RXMT	UPDT	TOTAL Tickets
2023	303	48	3501	99	1286	5237
2024	244	44	2992	94	1601	4975
	-19.5%	-8.3%	-14.5%	-5.1%	24.5%	-5.0%
				Locates per day		249

County ticket Volume

2024 VS 2023

Rowan	3 HR	CNCL	NEW	RXMT	UPDT	TOTAL Tickets
2023	153	31	2109	94	807	3194
2024	101	38	1972	41	1376	3528
	-34.0%	22.6%	-6.5%	-56.4%	70.5%	10.5%
				Locates per day		176

County ticket Volume

2024 VS 2023

Stanly	3 HR	CNCL	NEW	RXMT	UPDT	TOTAL Tickets
2023	48	10	802	19	544	1423
2024	44	6	815	18	507	1390
	-8.3%	-40.0%	1.6%	-5.3%	-6.8%	-2.3%
				Locates per day		70

County ticket Volume

YTD VS PREVIOUS YEAR

Cabarrus	3 HR	CNCL	NEW	RXMT	UPDT	TOTAL Tickets
2023	3393	422	35386	981	16091	56273
2024	1989	406	28713	738	13920	45766
	-41.4%	-3.8%	-18.9%	-24.8%	-13.5%	-18.7%

County ticket Volume

YTD VS PREVIOUS YEAR

Rowan	3 HR	CNCL	NEW	RXMT	UPDT	TOTAL Tickets
2023	1031	234	17319	476	10066	29126
2024	891	314	15967	477	7669	25318
	-13.6%	34.2%	-7.8%	0.2%	-23.8%	-13.1%

County ticket Volume

YTD VS PREVIOUS YEAR

Stanly	3 HR	CNCL	NEW	RXMT	UPDT	TOTAL Tickets
2023	325	94	7865	170	4425	12879
2024	460	84	7370	268	4669	12851
	41.5%	-10.6%	-6.3%	57.6%	5.5%	-0.2%

County ticket distribution - OCTOBER

CABARRUS	4975
CABARRUS	19
CONCORD	2474
HARRISBURG	854
KANNAPOLIS	1252
LOCUST	89
MIDLAND	176
MOUNT PLEASANT	91
POPLAR TENT	13

County ticket distribution - OCTOBER

ROWAN	3528
CHINA GROVE	492
CLEVELAND	268
EAST SPENCER	54
ENOCHVILLE	11
FAITH	16
GOLD HILL	25
GRANITE QUARRY	30
KANNAPOLIS	353
LANDIS	46
MORGAN FORD	11
MOUNT ULLA	60
ROCKWELL	186
SALISBURY	1731
SPENCER	83
WOODLEAF	145

County ticket distribution - OCTOBER

STANLY	1390
ALBEMARLE	384
BADIN	19
LOCUST	295
NEW LONDON	92
NORWOOD	123
OAKBORO	213
RED CROSS	14
RICHFIELD	70
STANFIELD	165

DAMAGES

DIRT Damage Information
Reporting Tool

CGA Common
Ground
Alliance



OCTOBER Damages

Grand Total – 1,474

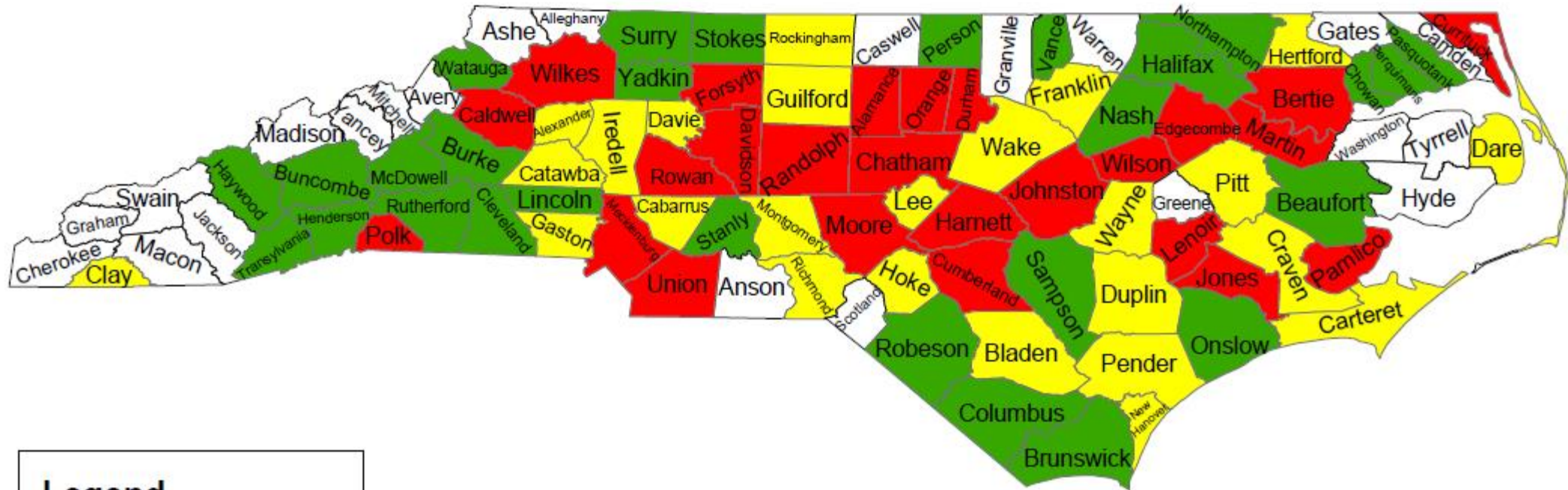
NC-Alamance	25
NC-Alexander	3
NC-Beaufort	2
NC-Bertie	1
NC-Bladen	2
NC-Brunswick	12
NC-Buncombe	6
NC-Burke	1
NC-Cabarrus	29
NC-Caldwell	6
NC-Carteret	8
NC-Catawba	27
NC-Chatham	15
NC-Chowan	1
NC-Clay	1
NC-Cleveland	5
NC-Columbus	2
NC-Craven	17
NC-Cumberland	60
NC-Currituck	6
NC-Dare	8
NC-Davidson	18

NC-Davie	5
NC-Duplin	5
NC-Durham	113
NC-Edgecombe	7
NC-Forsyth	51
NC-Franklin	6
NC-Gaston	23
NC-Guilford	42
NC-Halifax	1
NC-Harnett	27
NC-Haywood	2
NC-Henderson	6
NC-Hertford	1
NC-Hoke	7
NC-Iredell	32
NC-Johnston	53
NC-Jones	1
NC-Lee	8
NC-Lenoir	9
NC-Lincoln	6
NC-Martin	4
NC-McDowell	2
NC-Mecklenburg	262
NC-Montgomery	2
NC-Moore	30

NC-Nash	10
NC-New Hanover	26
NC-Northampton	1
NC-Onslow	10
NC-Orange	23
NC-Pamlico	6
NC-Pasquotank	1
NC-Pender	10
NC-Perquimans	4
NC-Person	1
NC-Pitt	16
NC-Polk	2
NC-Randolph	25
NC-Richmond	3
NC-Robeson	10
NC-Rockingham	8
NC-Rowan	26
NC-Rutherford	2
NC-Sampson	1
NC-Stanly	3
NC-Stokes	1
NC-Surry	2
NC-Transylvania	1
NC-Union	79
NC-Vance	1





NC-Wake	220
NC-Watauga	1
NC-Wayne	7
NC-Wilkes	4
NC-Wilson	8
NC-Yadkin	2

Damages Per 1,000 Transmissions

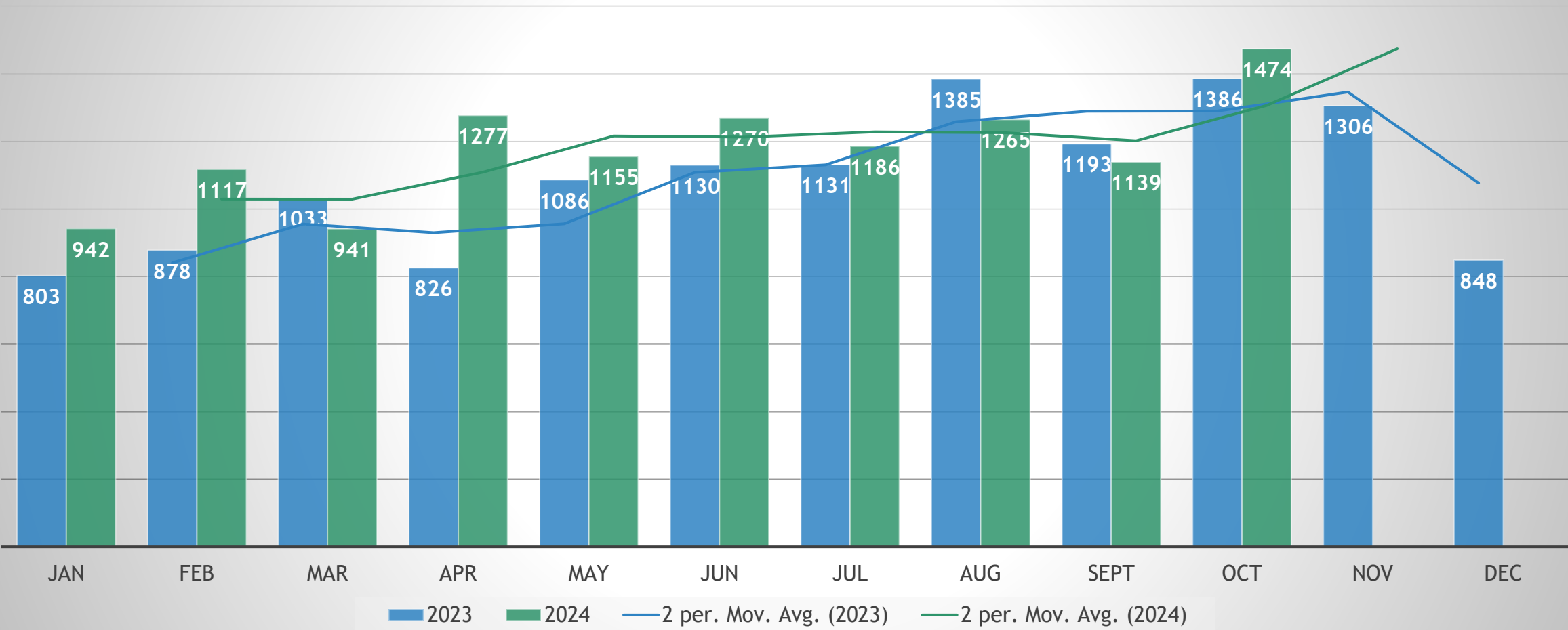


Legend

Quantile

	0.000000
	0.000001 - 0.671704
	0.671705 - 1.077199
	1.077200 - 3.556609

Damages in North Carolina 2024 vs 2023



Top 10 Callers for -

1	UTILITY LINES CONSTRUCTION SERVICES, INC	715
2	PRINCE TELECOM	345
3	WINDSTREAM COMMUNICATIONS	212
4	ITG	179
5	METRO TECH	152
6	LEVIATHAN CONTRACTING, LLC	96
7	B AND G PIPELINE	82
8	TERRA TECH DRILLING	77
9	G CAMPBELL CONSTRUCTION	76
10	SEMF LLC	76

Top 10 Callers for -

1	UTILITY LINES CONSTRUCTION SERVICES, INC	576
2	LEVIATHAN CONTRACTING, LLC	216
3	THE EROSION COMPANY	186
4	B & G PIPELINE COMPANY	170
5	ITG	151
6	GPRS UTILITY CONTRACTORS	139
7	CITY OF SALISBURY	132
8	RITELITE SIGNS	101
9	WINDSTREAM COMMUNICATIONS	77
10	GTS ONE INC	74

Top 10 Callers for -

1	WINDSTREAM COMMUNICATIONS	125
2	UTILITY LINES CONSTRUCTION SERVICES, INC	100
3	ITG COMMUNICATIONS	75
4	AT&T UTILITY OPERATIONS	69
5	SOUTHEAST CONNECTIONS, LLC	60
6	PRICE GREGORY INTERNATIONAL	60
7	ACCESS UNDERGROUND SERVICES	52
8	WINDSTREAM COMMUNICATIONS	44
9	CITY OF ALBEMARLE	42
10	TERRA TECH DRILLING	40



Education team



Parrish Reddick
Piedmont Liaison



Steven Moore
Media Relations Specialist



Ann Rushing
Education Manager



Tami Groves
Southeast Liaison



Howard Corey
Eastern Liaison



Rory Phipps
Western Liaison



THANK YOU!

A copy of this presentation
is available at
www.ncucc.org



Cabarrus / Rowan / Stanley UCC

Nov 2024

1- Tami Groves	NC 811	336-601-8644
2- Marc Voth	Enbridge	828-230-2134
3- Larry Scagg	City of Kannapolis	lscagg@kannapolisnc.gov
4- Mark Pellett	City of Kann	mpellett@kannapolisnc.gov
5 Joe Fife	City of Kann	JFife@kannapolisnc.gov
6. Travis Raymer	EGNC	Travis.Raymer@dominionenergy.com
7. Josh Yelton	City of Concord	YeltonJ@ConcordNC.gov
8. Thomas Horton	EGNC	980-610-3651
Kim Z. Caldwell	City of Kannapolis	704-305-4947
Dan Bare	Duke Energy	0-980-373-6039
Brian Morehouse	S + N	(336) 482-6890
Jimmy Gray	EGNC	704-574-3469 jimmy.GRAY@dominionenergy.com
TRAY ALLISON	EGNC	704-718-6534
Mauricio Melendez	EGNC	980-866-6032
Todd Coleman	EGNC	704-718-9953
Jeff Luttrull	EG-NC	980-439-3287
Marshall Herring	PNG	704-506-5588
JUSTIN INMAN	EGNC	803-542-0707