



Monthly Update

December 2024

Carteret County

Upcoming meetings

- **NC State UCC Meeting**
January 14, 2025 at 10am
NC811, 5009 High Point Road, Greensboro
TEAMS MEETING: Visit the ncucc.org calendar page for a link to the meeting.
- **NCLRPC Meeting**
January 15, 2025 at 11am
NC811, 5009 High Point Road, Greensboro
TEAMS MEETING: Visit the ncucc.org calendar page for a link to the meeting.
- **NC811 Board Meeting**
January 17, 2025 at 8:30am
Embassy Suites
204 Centreport Drive, Greensboro, NC 27409





Christmas Eve, Christmas, Day after Christmas and New Years Day Dec. 24, 25, 26 & Jan. 1

State Holidays are excluded from and not part of the three (3) working day notice, nor are they part of the life of the ticket in accordance with the NC General Statues. NC811, Inc. will only process the following notifications on State Holidays: Emergencies, Damages, and 3-Hour Notices. NC811, Inc. is open and will accept and process all notifications on Observed Holidays which are indicated by an asterisk (*).





CALENDAR

NC811 & NCUCC
event calendars can
be found on nc811.org
or the nc811 app



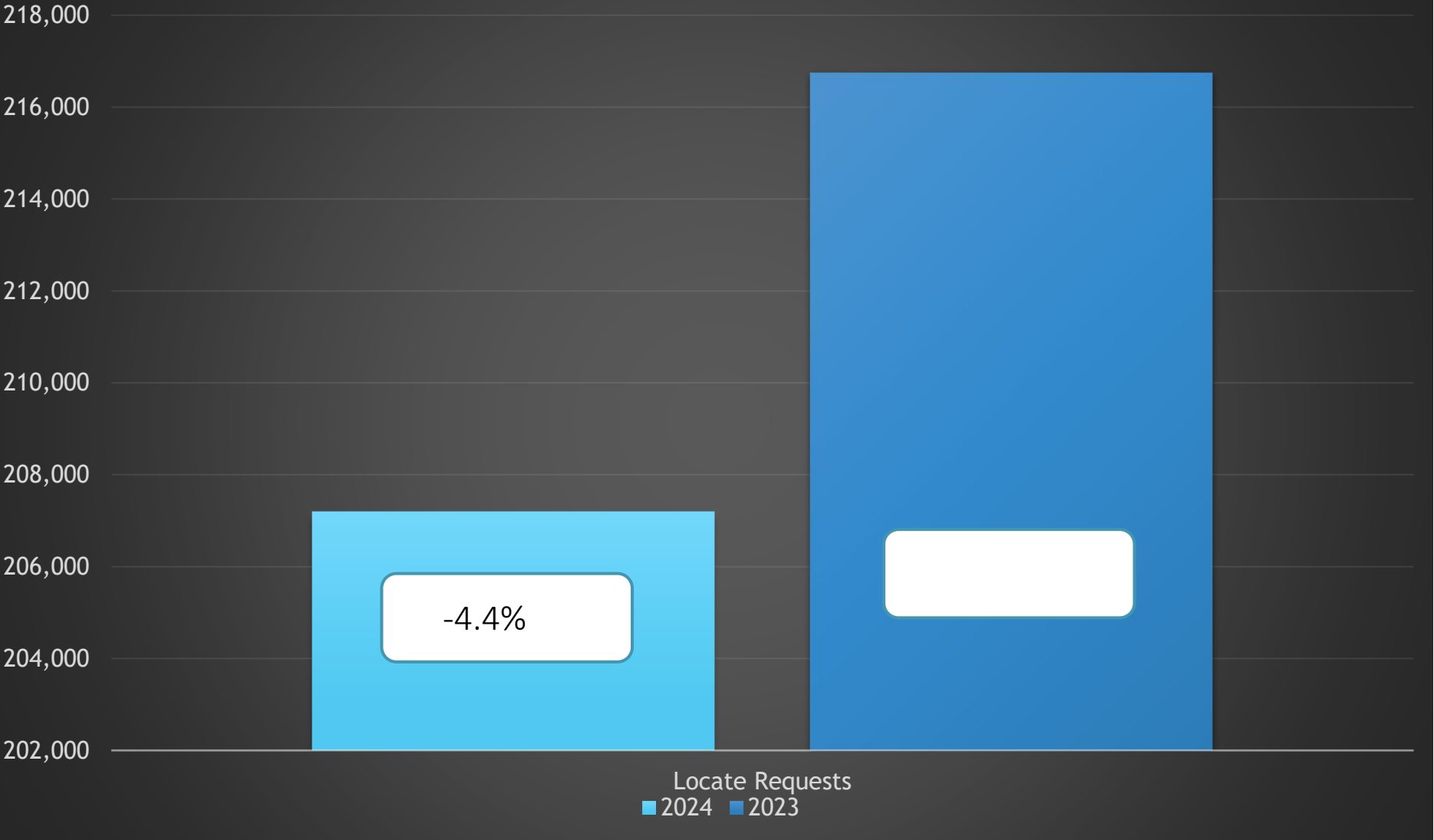
A group of business professionals are seated in a conference room, clapping and smiling. The focus is on a woman in a light blue button-down shirt in the foreground, who is clapping and looking towards the right. Behind her, a woman in a light grey blazer and a man in a dark blue suit are also clapping. The background is bright and out of focus.

NC811 Data Insights

- ✓ Locate requests
- ✓ Transmissions
- ✓ County ticket volume and distribution




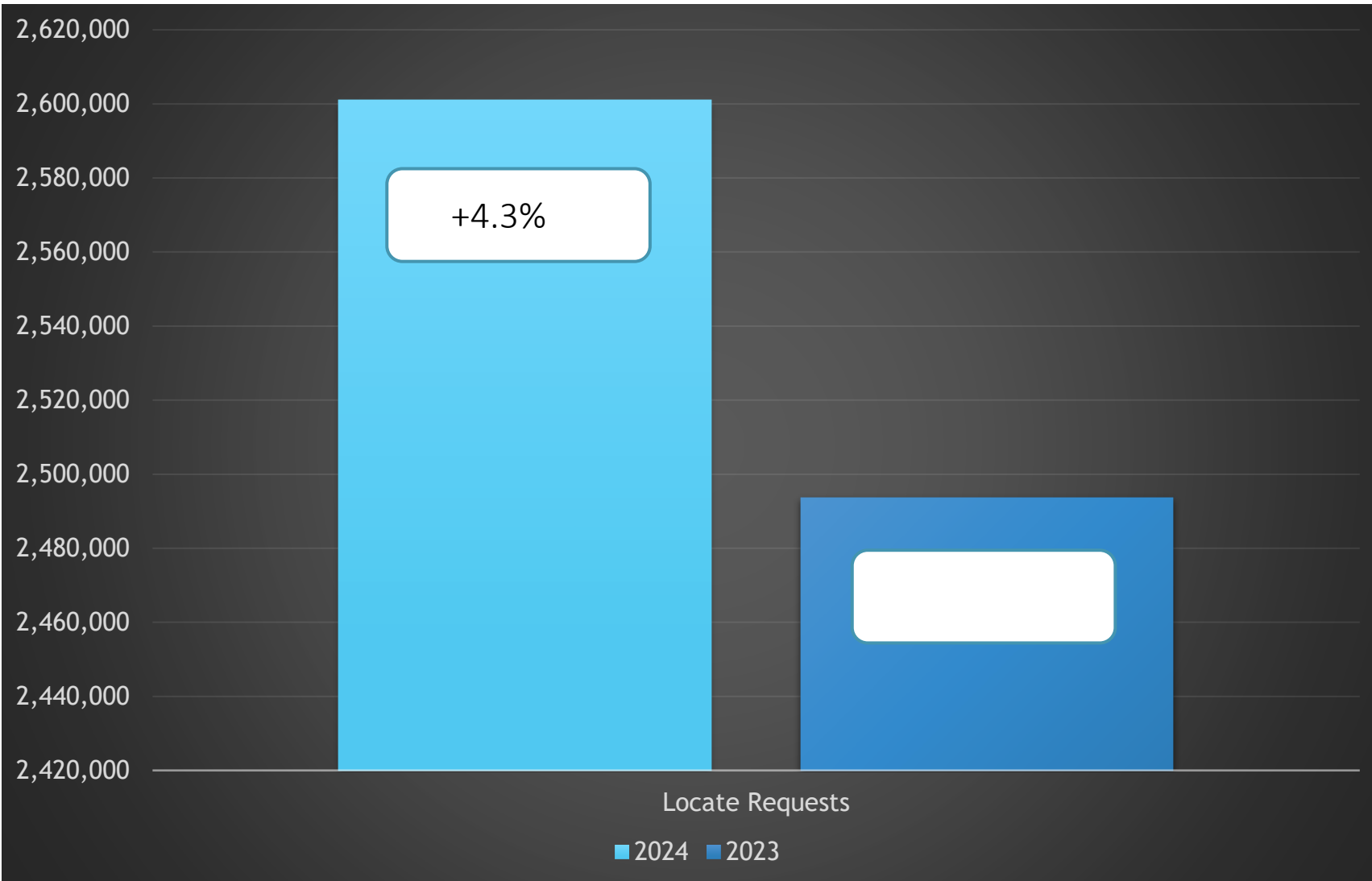
Locate Requests for NC - Nov 24 vs 23



MTD Nov. 2024 - 207,189 / 2023 - 216,739=(-4.4%)
YTD 2024 - 2,601,066 / 2023 - 2,493,647= +4.3%

Updates for Nov 2024 - (62,813) = 30.3% of volume / Oct 2024 = 31.2% (0.9% Decrease from the month before)

Locate Requests for NC - YTD



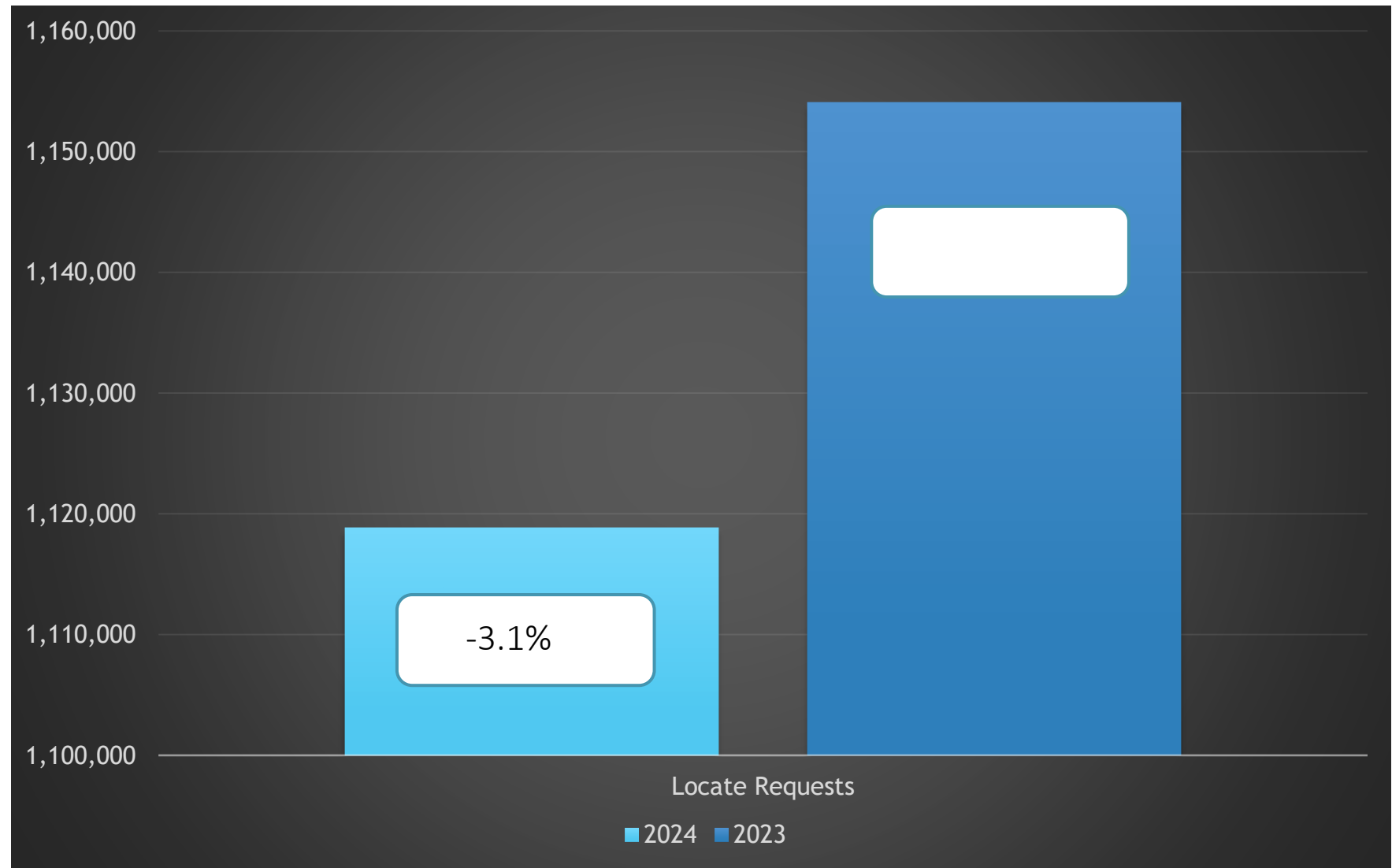
MTD Nov. 2024 - 207,189 / 2023 - 216,739=(-4.4%)
YTD 2024 - 2,601,066/ 2023 - 2,493,647= +4.3%

Updates for Nov 2024 - (62,813) = 30.3% of volume / Oct 2024 = 31.2% (0.9% Decrease from the month before)

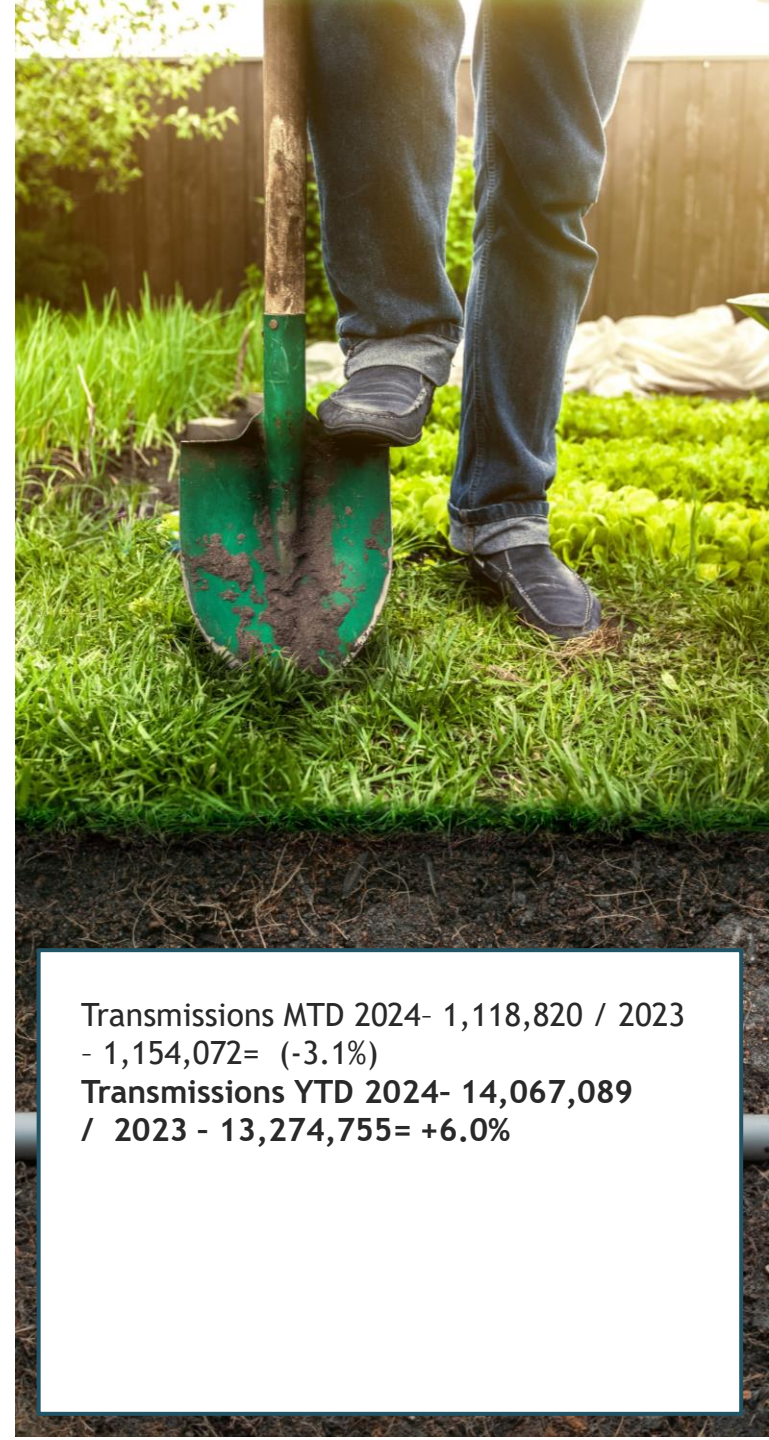
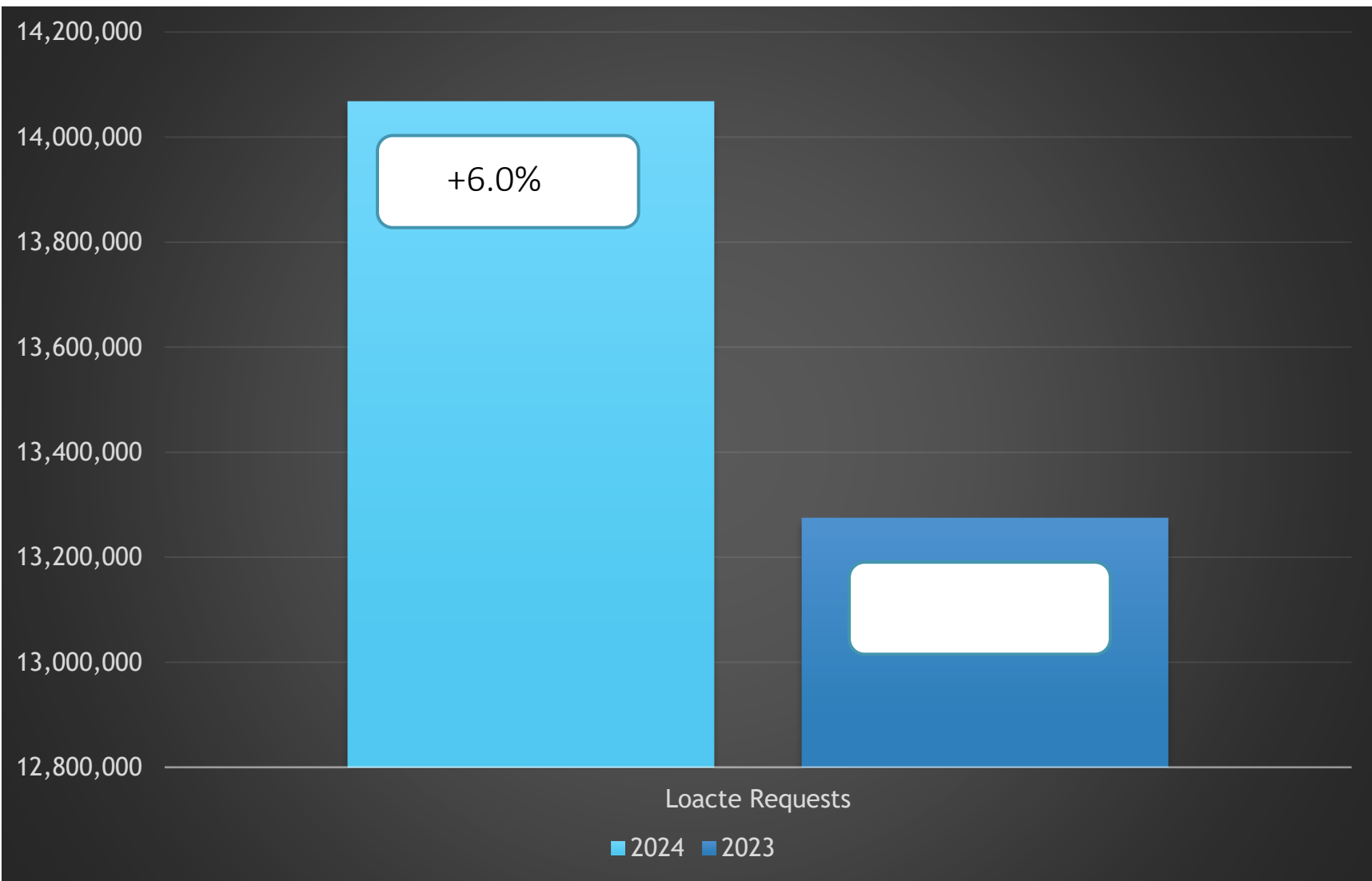


Transmissions for NC - Nov 24 vs 23

Transmissions MTD 2024- 1,118,820 /
2023 - 1,154,072= (-3.1%)
Transmissions YTD 2024- 14,067,089
/ 2023 - 13,274,755= +6.0%



Transmissions for NC - YTD 2024



Transmissions MTD 2024- 1,118,820 / 2023 - 1,154,072= (-3.1%)
Transmissions YTD 2024- 14,067,089 / 2023 - 13,274,755= +6.0%

County ticket Volume

2024 VS 2023

Carteret	3 HR	CNCL	NEW	RXMT	UPDT	TOTAL Tickets
2023	40	8	892	13	190	1143
2024	38	10	979	26	125	1178
+/- Var	-5.0%	25.0%	9.8%	100.0%	-34.2%	3.1%
		Avg Locates per Day				51

County ticket Volume

YTD VS PREVIOUS YEAR

Carteret	3 HR	CNCL	NEW	RXMT	UPDT	TOTAL Tickets
2023	714	91	10453	214	3411	14883
2024	767	192	11700	245	2807	15711
+/- Var	7.4%	111.0%	11.9%	14.5%	-17.7%	5.6%
		Avg Locates per Day				68

County ticket distribution - NOVEMBER

County/Place	11 Nov
CARTERET	1178
ATLANTIC	3
ATLANTIC BEACH	53
BEAUFORT	211
BETTIE	2
BOGUE	4
BROAD CREEK	3
CAPE CARTERET	21
CEDAR ISLAND	4
CEDAR POINT	17
DAVIS	1
EMERALD ISLE	89
GLOUCESTER	6
HARKERS ISLAND	12
HARLOWE	1

INDIAN BEACH	1
MARSHALLBERG	9
MILL CREEK	2
MOREHEAD CITY	278
NEWPORT	392
PELETIER	26
PINE KNOLL SHORES	13
SEALEVEL	1
SMYRNA	5
SOUTH RIVER	1
STACY	2
STELLA	19
WILLISTON	2

Top 10 Callers for - Carteret

Rank	Name	Totals
1	LAMBERTS CABLE SPLICING, LLC	171
2	AROD UNDERGROUND INC	127
3	MUDD INVESTMENTS	91
4	LAMBERTS CABLE SPLICING, LLC	83
5	CARTERET CRAVEN EMC	46
6	GAC ENTERPRISES, LLC	41
7	RIVER CITY CONSTRUCTION	38
8	RIVER CITY CONSTUCTION	29
9	CARTERET CRAVEN EMC	26
10	J & K DRILLING	23

DAMAGES

DIRT Damage Information
Reporting Tool

CGA Common
Ground
Alliance



NOVEMBER Damages

NC-Alamance	11
NC-Alexander	3
NC-Ashe	1
NC-Beaufort	1
NC-Bertie	1
NC-Bladen	3
NC-Brunswick	8
NC-Buncombe	16
NC-Burke	4
NC-Cabarrus	20
NC-Caldwell	2
NC-Carteret	8
NC-Catawba	21
NC-Chatham	14
NC-Clay	4
NC-Cleveland	9
NC-Columbus	2
NC-Craven	19
NC-Cumberland	36
NC-Currituck	8
NC-Dare	3
NC-Davidson	13

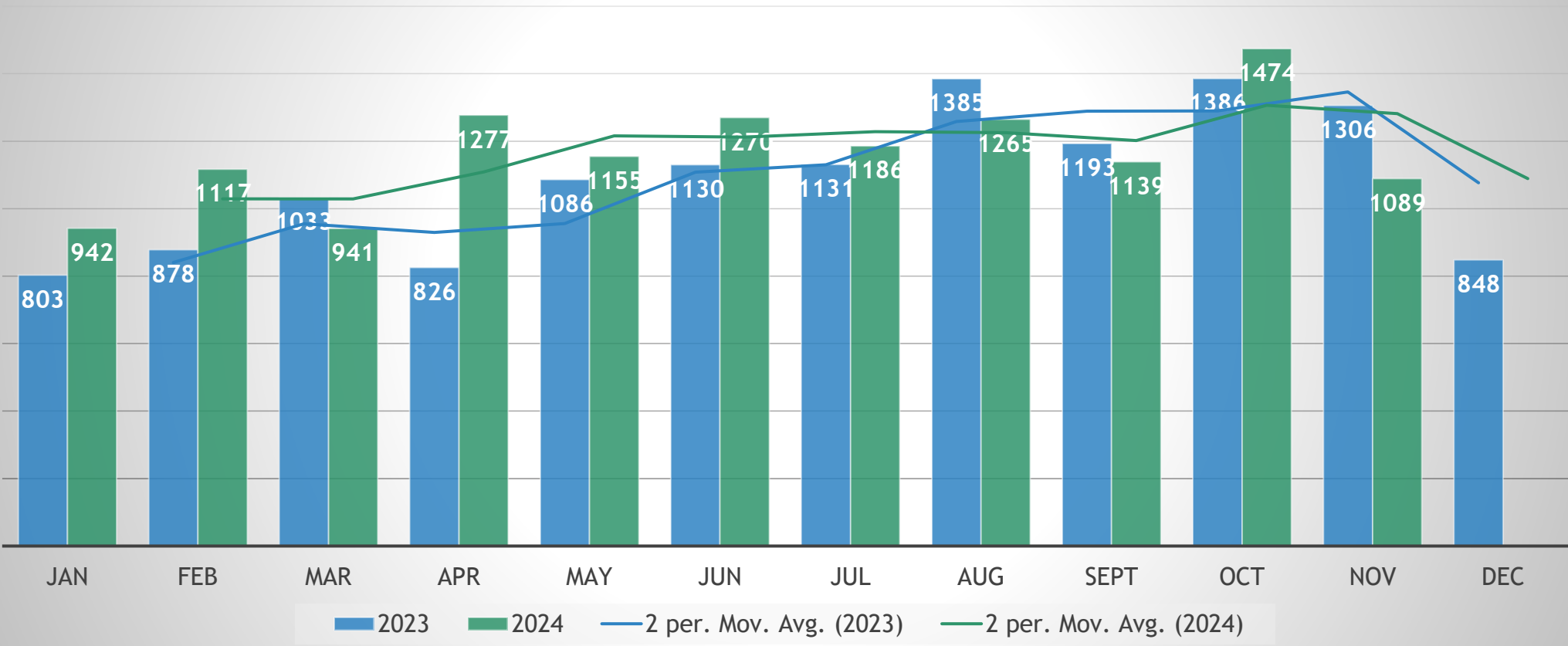
NC-Davie	6
NC-Duplin	6
NC-Durham	61
NC-Edgecombe	3
NC-Forsyth	31
NC-Franklin	6
NC-Gaston	19
NC-Guilford	19
NC-Harnett	22
NC-Henderson	11
NC-Hoke	4
NC-Hyde	1
NC-Iredell	18
NC-Johnston	50
NC-Lee	9
NC-Lenoir	3
NC-Lincoln	8
NC-McDowell	1
NC-Mecklenburg	171
NC-Moore	40
NC-Nash	9
NC-New Hanover	20
NC-Northampton	1
NC-Onslow	14
NC-Orange	16

NC-Pamlico	8
NC-Pender	10
NC-Perquimans	2
NC-Person	1
NC-Pitt	19
NC-Polk	3
NC-Randolph	11
NC-Richmond	3
NC-Robeson	9
NC-Rockingham	5
NC-Rowan	13
NC-Rutherford	5
NC-Scotland	1
NC-Stanly	3
NC-Stokes	2
NC-Surry	1
NC-Union	60
NC-Wake	157
NC-Watauga	1
NC-Wayne	9
NC-Wilkes	3
NC-Wilson	6
NC-Yadkin	1

Grand Total 1,089

Damages Per 1,000 Transmissions

Damages in North Carolina 2024 vs 2023





UNDERGROUND DAMAGE PREVENTION REVIEW BOARD

UGDPRB – Overview of 11/20/2024 Cases

- 42 Cases on Agenda
- 12 – Issued Pipes Plus Training
- **\$59,500** issued in fines



Education team



Parrish Reddick
Piedmont Liaison



Steven Moore
Media Relations Specialist



Ann Rushing
Education Manager



Tami Groves
Southeast Liaison



Howard Corey
Eastern Liaison



Rory Phipps
Western Liaison



THANK YOU!

A copy of this presentation
is available at
www.ncucc.org

