

UCC Sign-In Sheet

County: Carteret

Date: 11 / 13 / 2024

Name	Company	Email	Phone Number
Howard Corey	NCCOIL	howardenc@nc-oil.org	336-317-5999
Myron Cross	WCWC	TEXASDAWCI44@OUTLOOK.COM	910-333-3503
Ben Larsen	WCWC	benlarsen@mail.com	
Eli Mullins	WCWC	Elijah.Mullins1999@gmail	252-646-8503
Chase Dean	WCWC		252-603-8979
Dwayne Eury	Carteret County	Dwayne.Eury@carteretcountync	919 252-570-4466
Jeffrey Barnes	CCEC	jeffrey@ccemc.com	252-725-3491
Joey Bowman	Beaufort Utilities		252-261-0521
H. Bryan Wilson	West Carteret Water Corp	bryan.wilson@wewc.biz	252-393-1515
JOSHUA PIECHOCKI	PN&G	joshua.piechocki@duke-energy.com	752-617-5963
DANNY LEWIS	PN&G	danny.lewis@duke-energy.com	252-503-7576
GALE ANTONUCCI	WCWC		
Donovan Willis	T.O.B.	dov:llis@beaufortnc.org	252-808-0197
Gideon Glaser	T.O.B.	hughmglaser226@gmail	252-725-6080
Shaun Brinson	Town of Morehead	BRINSON SHAUN@Gmail	252-665-2470
Mike Lang	T.O.B.		
Wade Keeler	Town of Beaufort	wkeeler@beaufortnc.org	252-808-5425
Ryan Springlet	Town of Beaufort		
Daniel Earp	Town of BFT.		
GENE NICHOLS	PIEDMONT NAT GAS	gene.nichols@duke-energy.com	919-223-2920
STEPHEN EDWARDS	PIEDMONT NAT GAS	stephen.edwards@duke-energy.com	252-571-6068
LISA GUARINO	WCWC		

A



HAPPY
Thanksgiving

MONTHLY UPDATE -NOVEMBER 2024

CARTERET COUNTY UCC

WNCStrong Coat Donation Campaign

Join the #WNCStrong Coat Donation Campaign!

Our Western communities have been deeply affected by Hurricane Helene, and as winter approaches, we need your help to keep our children warm. Join the WNCStrong Coat Donation Campaign! Our goal is to collect 500 kids' coats to ensure that every child in our community stays warm this winter.



Make your donation now until Nov. 25, 2024

Sponsored by:



Upcoming meetings

- **NC State UCC Meeting**
Tuesday, Nov. 12 from 10 to 12
Enbridge (formerly Dominion Energy)
1801 Trinity Church Road, Concord, NC
- **Underground Damage Prevention Review Board**
Tuesday, Nov. 19 from 10 until
NC811 Events Center, Greensboro
- **Locate Resolution Partnership Committee**
Wednesday, Nov. 20 from 11 to 1
NC811 Events Center, Greensboro
<https://ncucc.org/locate-resolution-partnership-committee/>





Thanksgiving and The Day After Thanksgiving Nov. 28 and the 29*

State Holidays are excluded from and not part of the three (3) working day notice, nor are they part of the life of the ticket in accordance with the NC General Statutes. NC811, Inc. will only process the following notifications on State Holidays: Emergencies, Damages, and 3-Hour Notices. NC811, Inc. is open and will accept and process all notifications on Observed Holidays which are indicated by an asterisk (*).

ATC's 20th Annual Tower Lighting

December 4, 2024, 7:00 pm - 8:30 pm

American Tobacco Campus

345 Blackwell St, Durham, NC 27701





CALENDAR

NC811 & NCUCC
event calendars can
be found on nc811.org
or the nc811 app



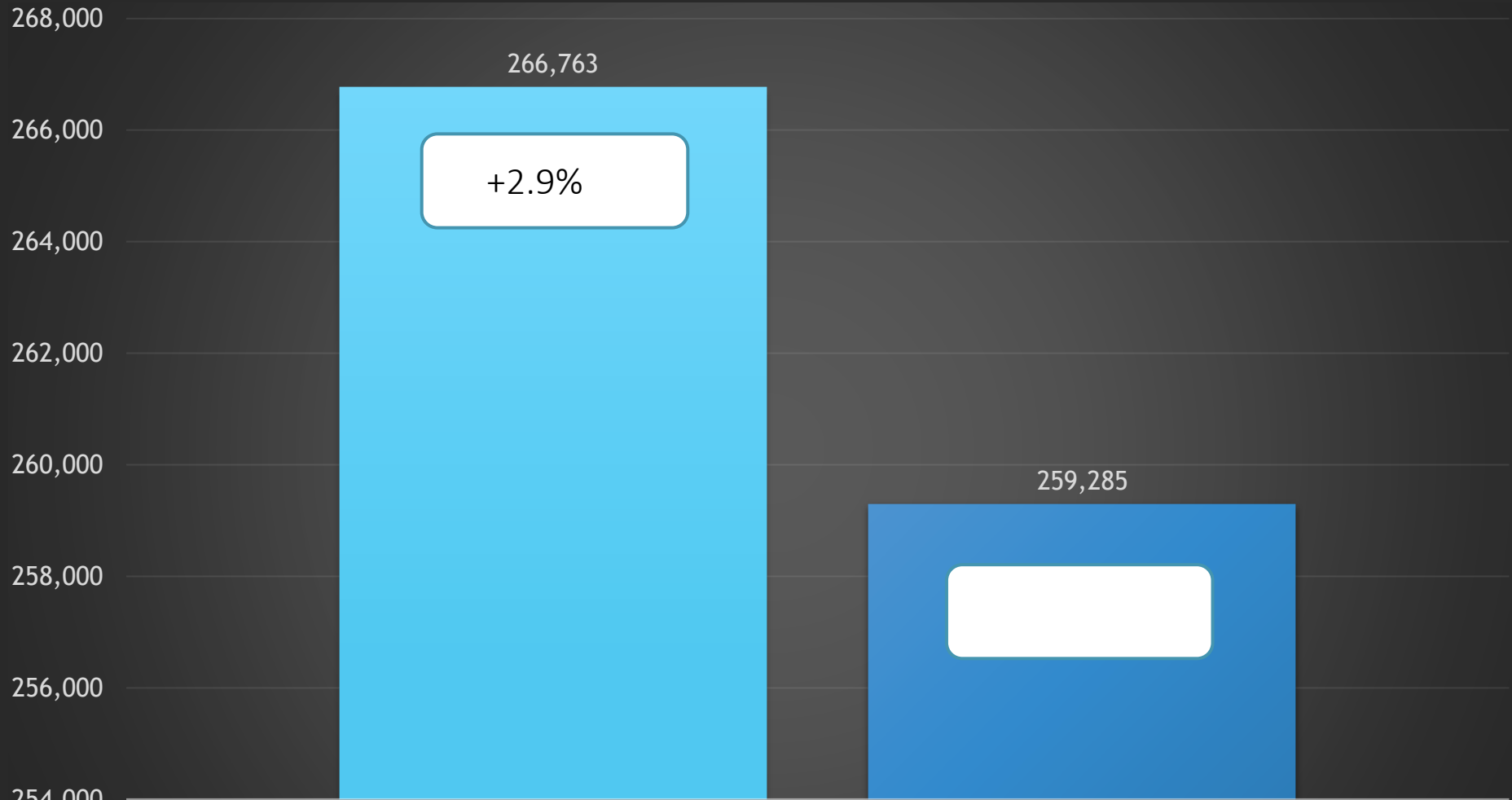
NC811 Data Insights

- ✓ Locate requests
- ✓ Transmissions
- ✓ County ticket volume and distribution





Locate Requests for NC - Oct 24 vs 23



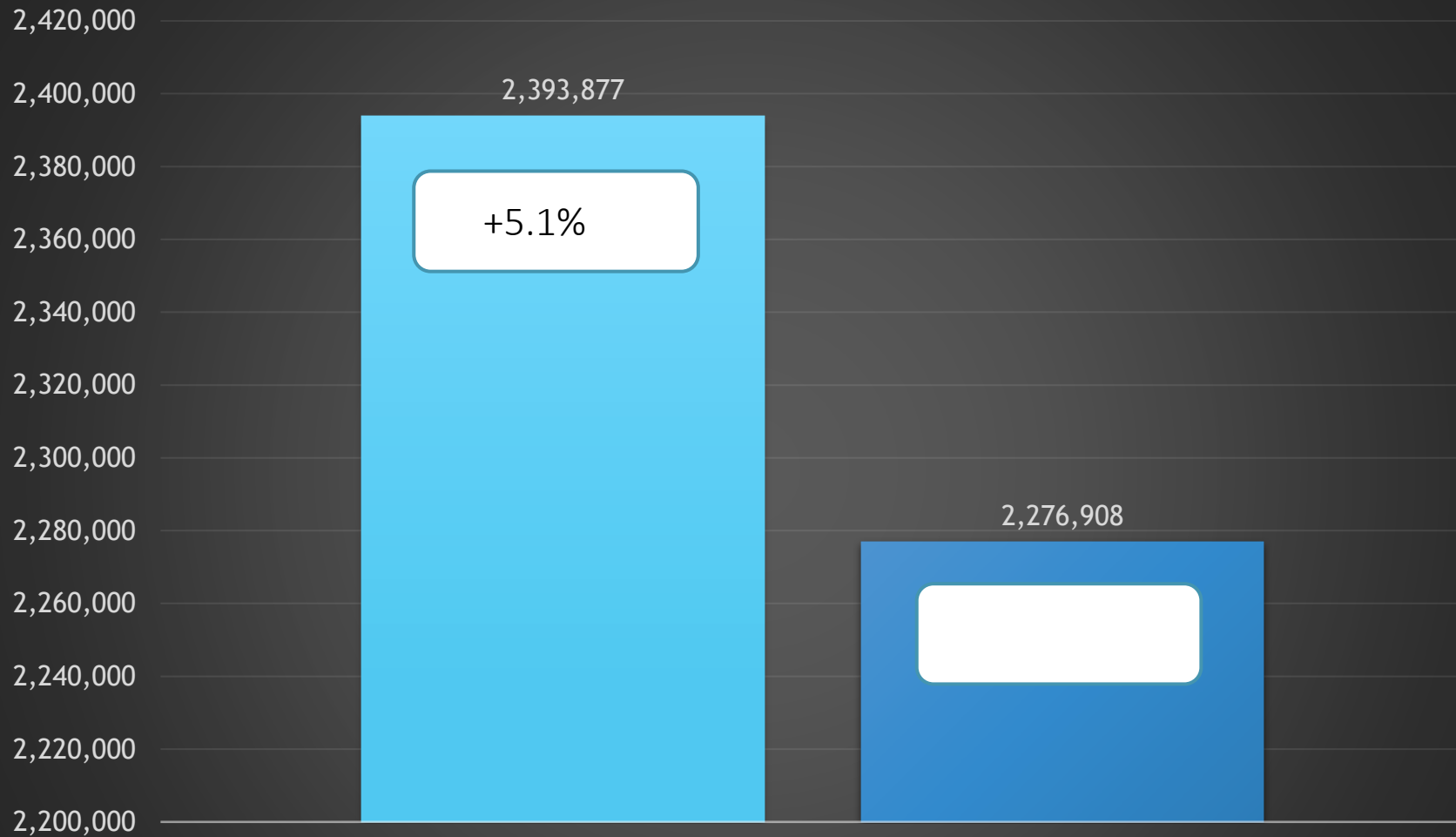
MTD Oct. 2024 - 266,763 / 2023 - 259,285 = (2.9%)

YTD 2024 - 2,393,877 / 2023 - 2,276,908 = +5.1%

Updates for Oct 2024 - (83,245) = 31.2% of volume / Sept 2024 = 31.1% (0.1% Increase from the month before)

Locate Requests
■ 2024 ■ 2023

Locate Requests for NC - YTD



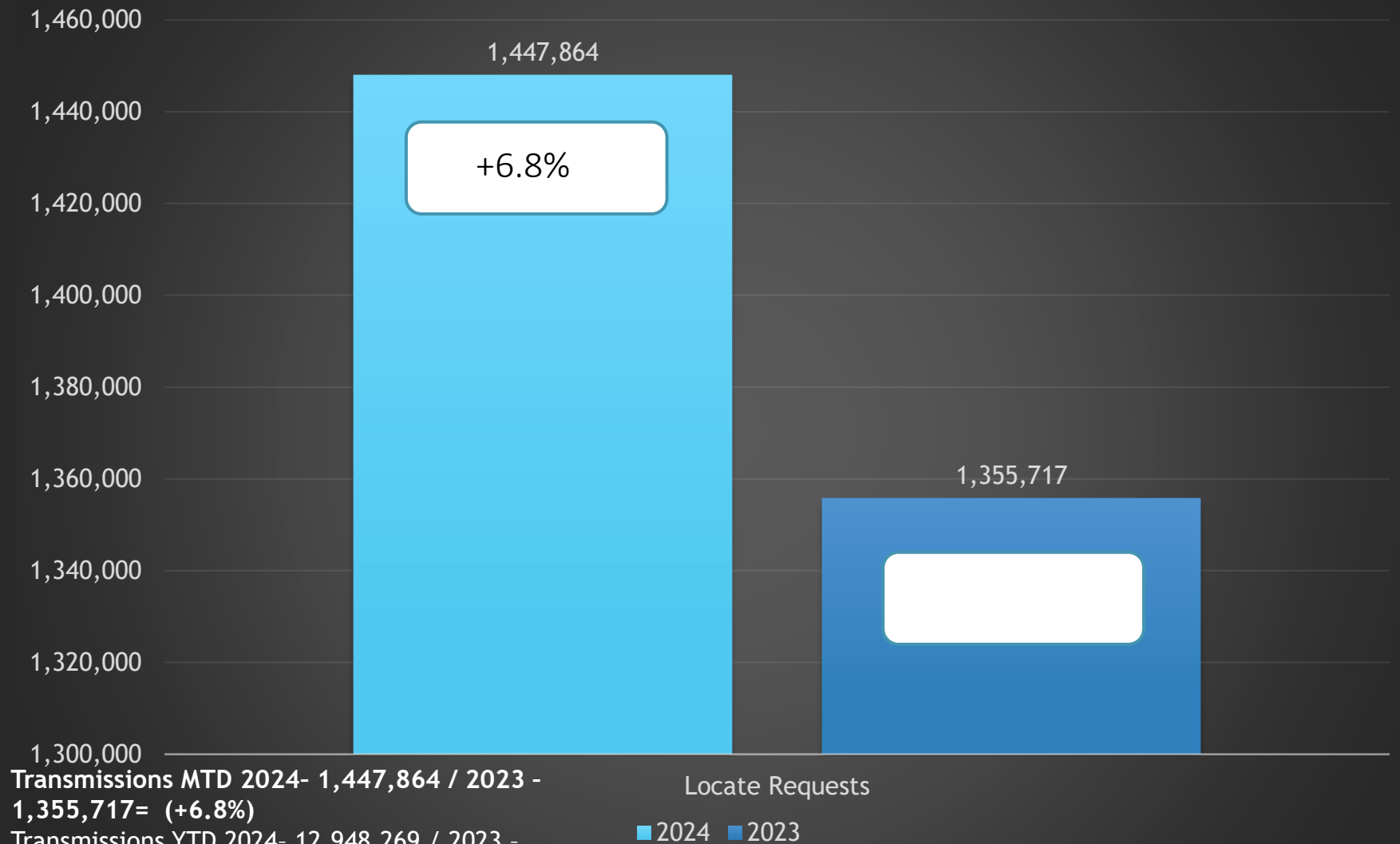
Locate Requests

MTD Oct. 2024 - 266,763 / 2023 - 259,285=(2.9%)
YTD 2024 - 2,393,877/ 2023 - 2,276,908= +5.1% ■ 2024 ■ 2023
Updates for Oct 2024 - (83,245) = 31.2% of volume / Sept 2024 = 31.1% (0.1% Increase from the month before)





Transmissions for NC - Oct 24 vs 23



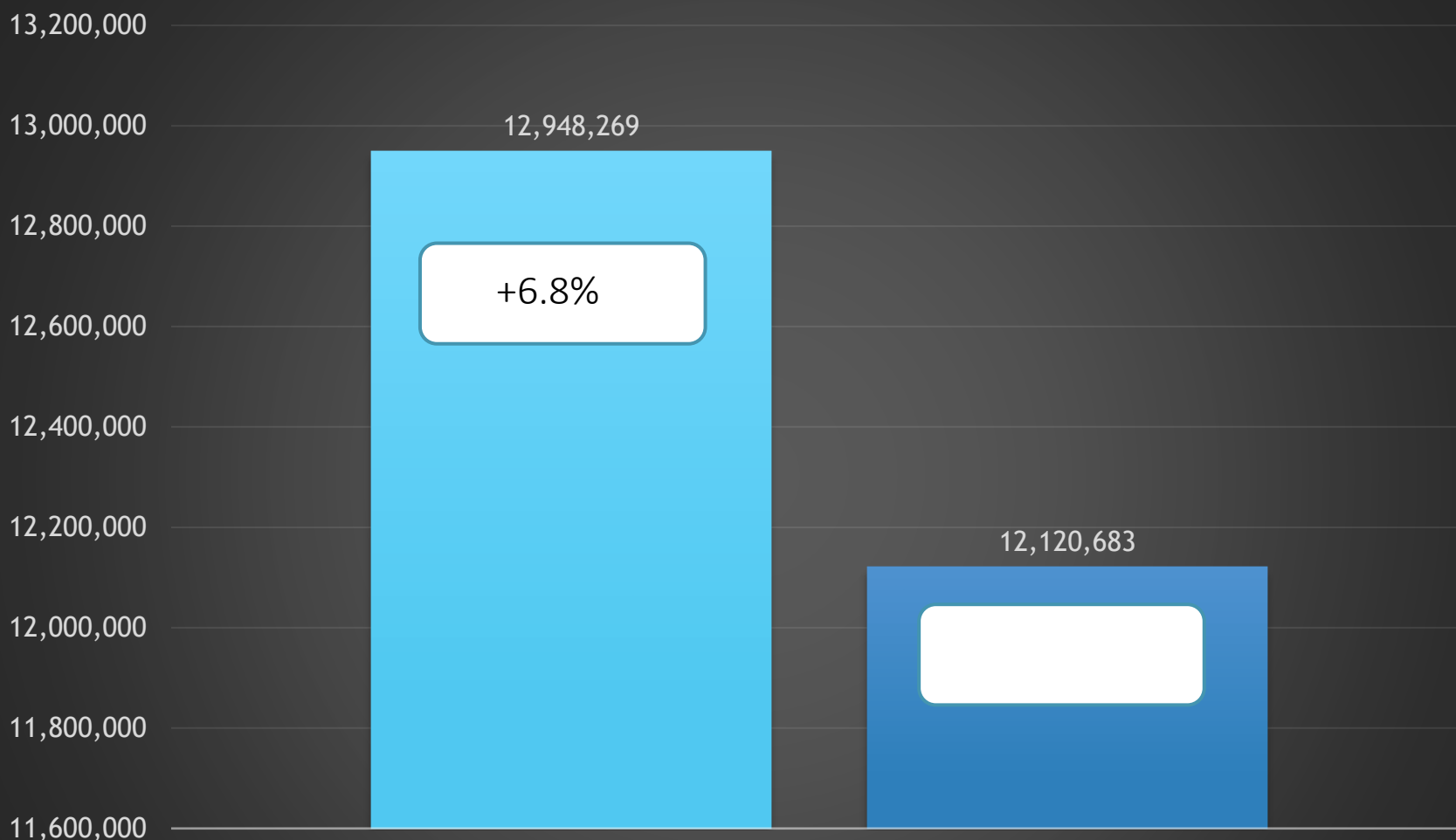
Transmissions MTD 2024- 1,447,864 / 2023 - 1,355,717= (+6.8%)

Transmissions YTD 2024- 12,948,269 / 2023 - 12,120,683= +6.8%

Locate Requests

■ 2024 ■ 2023

Transmissions for NC - YTD 2024




Transmissions MTD 2024- 1,440,520 / 2023 - 1,355,717= (+6.3%)

Transmissions YTD 2024- 12,940,925 / 2023 - 12,120,683= +6.8%

Loacte Requests

■ 2024 ■ 2023



County ticket Volume

2024 VS 2023

Carteret	3 HR	CNCL	NEW	RXMT	UPDT	TOTAL Tickets
2023	78	8	1054	19	242	1401
2024	77	28	1218	26	284	1633
+/- Var	-1.3%	250.0%	15.6%	36.8%	17.4%	16.6%
		Avg Locates per Day				82

County ticket Volume

YTD VS PREVIOUS YEAR

Carteret	3 HR	CNCL	NEW	RXMT	UPDT	TOTAL Tickets
2023	674	83	9561	201	3221	13740
2024	729	182	10721	219	2682	14533
+/- Var	8.2%	119.3%	12.1%	9.0%	-16.7%	5.8%
		Avg Locates per Day				70

County ticket distribution - OCTOBER

County/Place	10 Oct
CARTERET	1633
ATLANTIC	3
ATLANTIC BEACH	51
BEAUFORT	369
BETTIE	2
BOGUE	9
CAPE CARTERET	30
CEDAR ISLAND	6
CEDAR POINT	33
DAVIS	1
EMERALD ISLE	82
GLOUCESTER	2
HARKERS ISLAND	22
HARLOWE	1
INDIAN BEACH	1

MARSHALLBERG	51
MOREHEAD CITY	388
NEWPORT	410
OCEAN	3
OTWAY	36
PELETIER	37
PINE KNOLL SHORES	38
SALTER PATH	2
SMYRNA	15
SOUTH RIVER	1
STELLA	37
STRAITS	1
WILDWOOD	1
WILLISTON	1

DAMAGES

DIRT Damage Information
Reporting Tool

CGA Common
Ground
Alliance



OCTOBER Damages

NC-Alamance	25
NC-Alexander	3
NC-Beaufort	2
NC-Bertie	1
NC-Bladen	2
NC-Brunswick	12
NC-Buncombe	6
NC-Burke	1
NC-Cabarrus	29
NC-Caldwell	6
NC-Carteret	8
NC-Catawba	27
NC-Chatham	15
NC-Chowan	1
NC-Clay	1
NC-Cleveland	5
NC-Columbus	2
NC-Craven	17
NC-Cumberland	60
NC-Currituck	6
NC-Dare	8
NC-Davidson	18


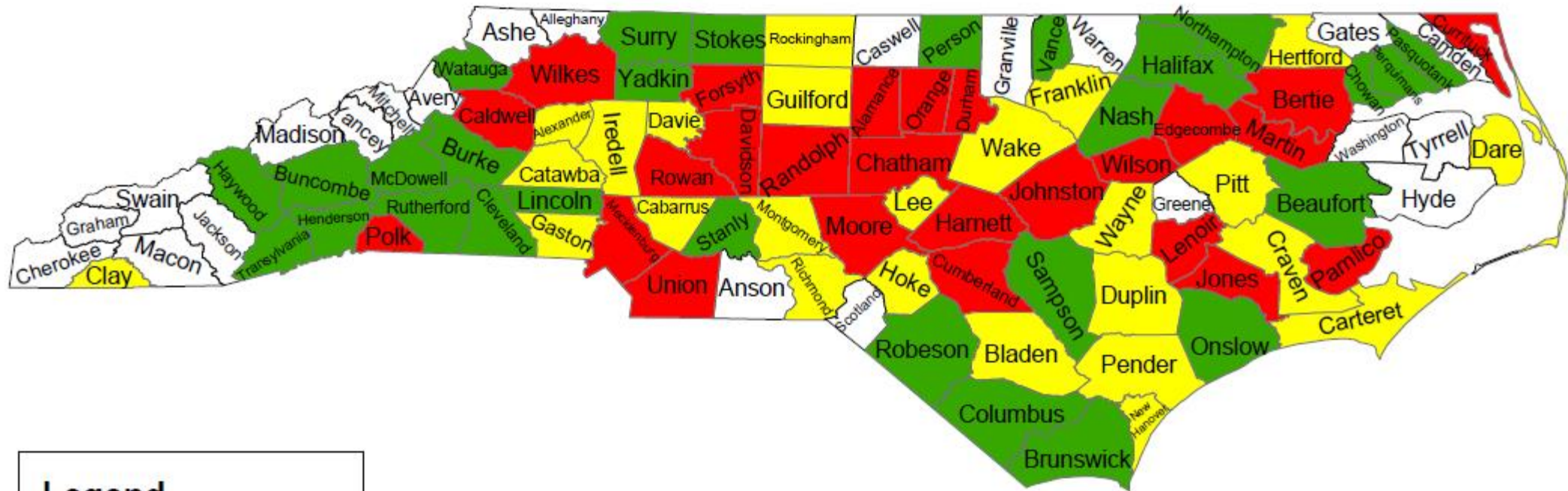
NC-Davie	5
NC-Duplin	5
NC-Durham	113
NC-Edgecombe	7
NC-Forsyth	51
NC-Franklin	6
NC-Gaston	23
NC-Guilford	42
NC-Halifax	1
NC-Harnett	27
NC-Haywood	2
NC-Henderson	6
NC-Hertford	1
NC-Hoke	7
NC-Iredell	32
NC-Johnston	53
NC-Jones	1
NC-Lee	8
NC-Lenoir	9
NC-Lincoln	6
NC-Martin	4
NC-McDowell	2
NC-Mecklenburg	262
NC-Montgomery	2
NC-Moore	30

NC-Nash	10
NC-New Hanover	26
NC-Northampton	1
NC-Onslow	10
NC-Orange	23
NC-Pamlico	6
NC-Pasquotank	1
NC-Pender	10
NC-Perquimans	4
NC-Person	1
NC-Pitt	16
NC-Polk	2
NC-Randolph	25
NC-Richmond	3
NC-Robeson	10
NC-Rockingham	8
NC-Rowan	26
NC-Rutherford	2
NC-Sampson	1
NC-Stanly	3
NC-Stokes	1
NC-Surry	2
NC-Transylvania	1
NC-Union	79
NC-Vance	1


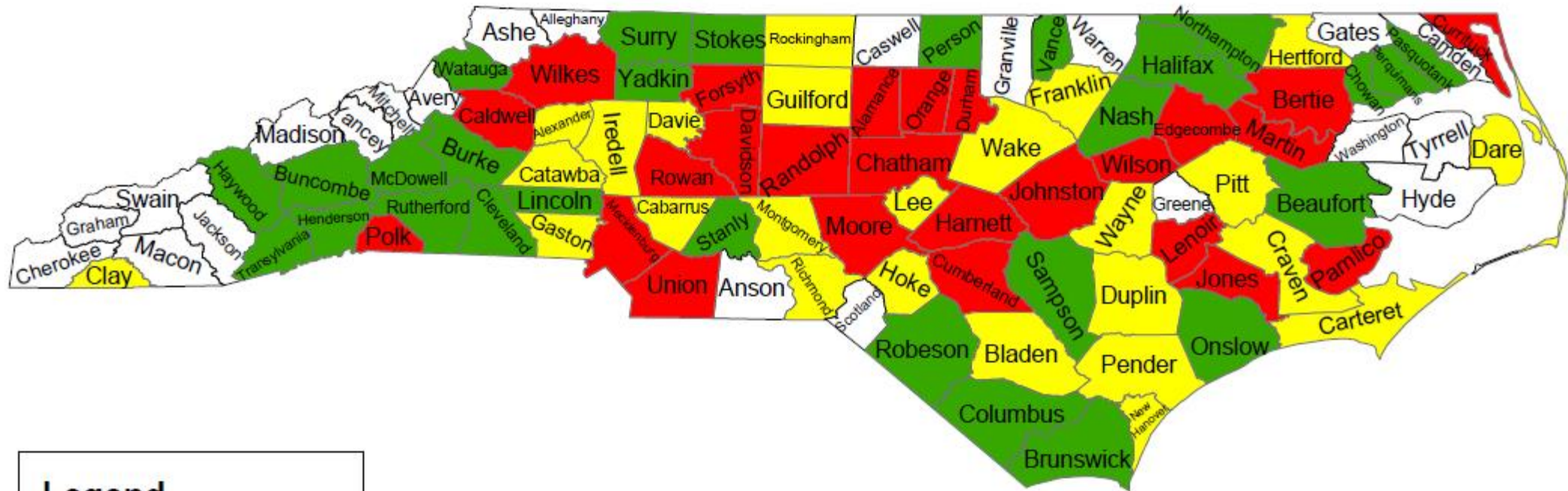
NC-Wake	220
NC-Watauga	1
NC-Wayne	7
NC-Wilkes	4
NC-Wilson	8
NC-Yadkin	2

Grand Total – 1,474

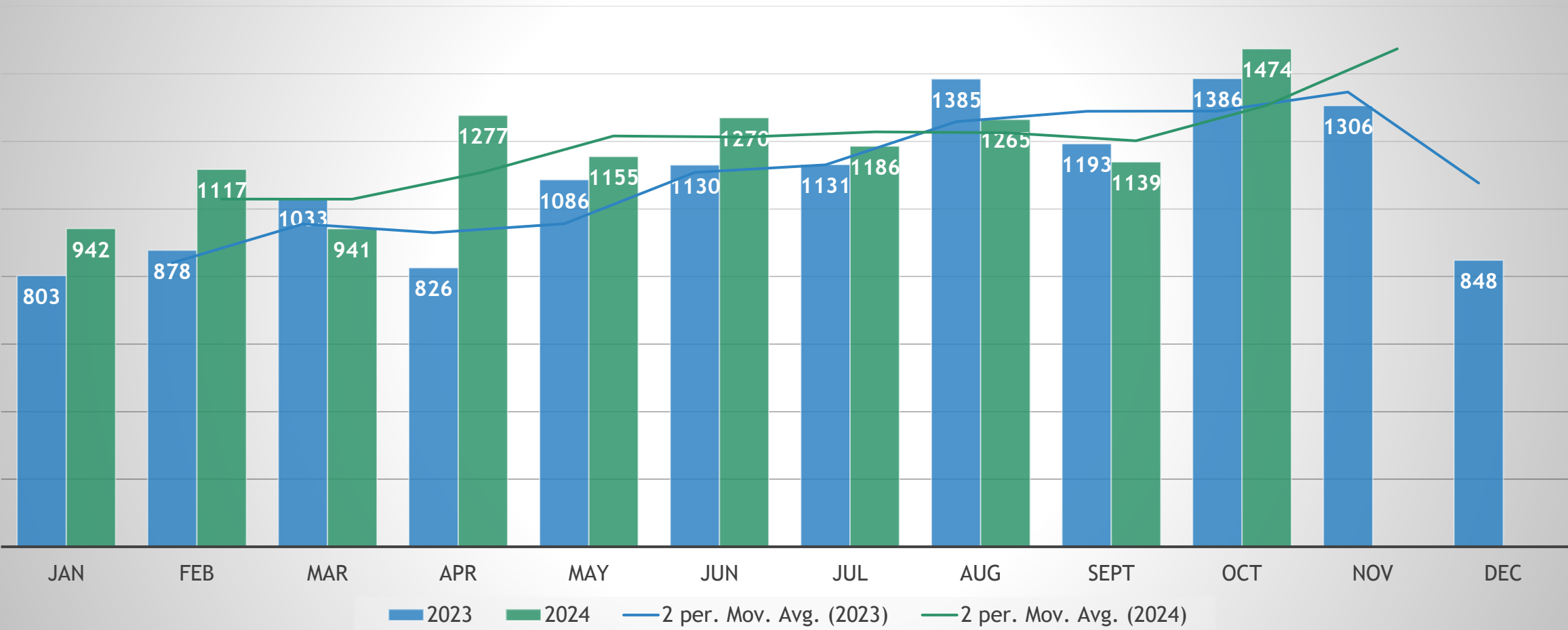
Damages Per 1,000 Transmissions



Damages Per 1,000 Transmissions



Damages in North Carolina 2024 vs 2023



Top 10 Callers for - Carteret

Rank	Name	Totals
1	LAMBERTS CABLE SPLICING, LLC	204
2	FUTURE COMMUNICATIONS	186
3	MUDD INVESTMENTS	101
4	LAMBERTS CABLE SPLICING, LLC	87
5	AROD UNDERGROUND INC	66
6	CARTERET CRAVEN EMC	64
7	PARKER STOCKSTILL CONSTRUCTION, INC	59
8	MASTEC	59
9	ADVANCED TECH SOLUTION	45
10	UMANA DIRECTIONAL BORING LLC	44



Education team



Parrish Reddick
Piedmont Liaison



Steven Moore
Media Relations Specialist



Ann Rushing
Education Manager



Tami Groves
Southeast Liaison



Howard Corey
Eastern Liaison



Rory Phipps
Western Liaison



THANK YOU!

A copy of this presentation
is available at
www.ncucc.org

