



Monthly Update

December 2024

Cumberland County

Upcoming meetings

- **NC State UCC Meeting**
January 14, 2025 at 10am
NC811, 5009 High Point Road, Greensboro
TEAMS MEETING: Visit the ncucc.org calendar page for a link to the meeting.
- **NCLRPC Meeting**
January 15, 2025 at 11am
NC811, 5009 High Point Road, Greensboro
TEAMS MEETING: Visit the ncucc.org calendar page for a link to the meeting.
- **NC811 Board Meeting**
January 17, 2025 at 8:30am
Embassy Suites
204 Centreport Drive, Greensboro, NC 27409





Christmas Eve, Christmas, Day after Christmas and New Years Day Dec. 24, 25, 26 & Jan. 1

State Holidays are excluded from and not part of the three (3) working day notice, nor are they part of the life of the ticket in accordance with the NC General Statues. NC811, Inc. will only process the following notifications on State Holidays: Emergencies, Damages, and 3-Hour Notices. NC811, Inc. is open and will accept and process all notifications on Observed Holidays which are indicated by an asterisk (*).





CALENDAR

NC811 & NCUCC
event calendars can
be found on nc811.org
or the nc811 app



A group of business professionals are seated in a conference room, clapping and smiling. The focus is on a woman in the foreground wearing a light blue button-down shirt, who is clapping enthusiastically. Behind her, other attendees, including a man in a dark suit and a woman in a light-colored blazer, are also clapping. The background is bright and slightly out of focus, suggesting a professional meeting or presentation.

NC811 Data Insights

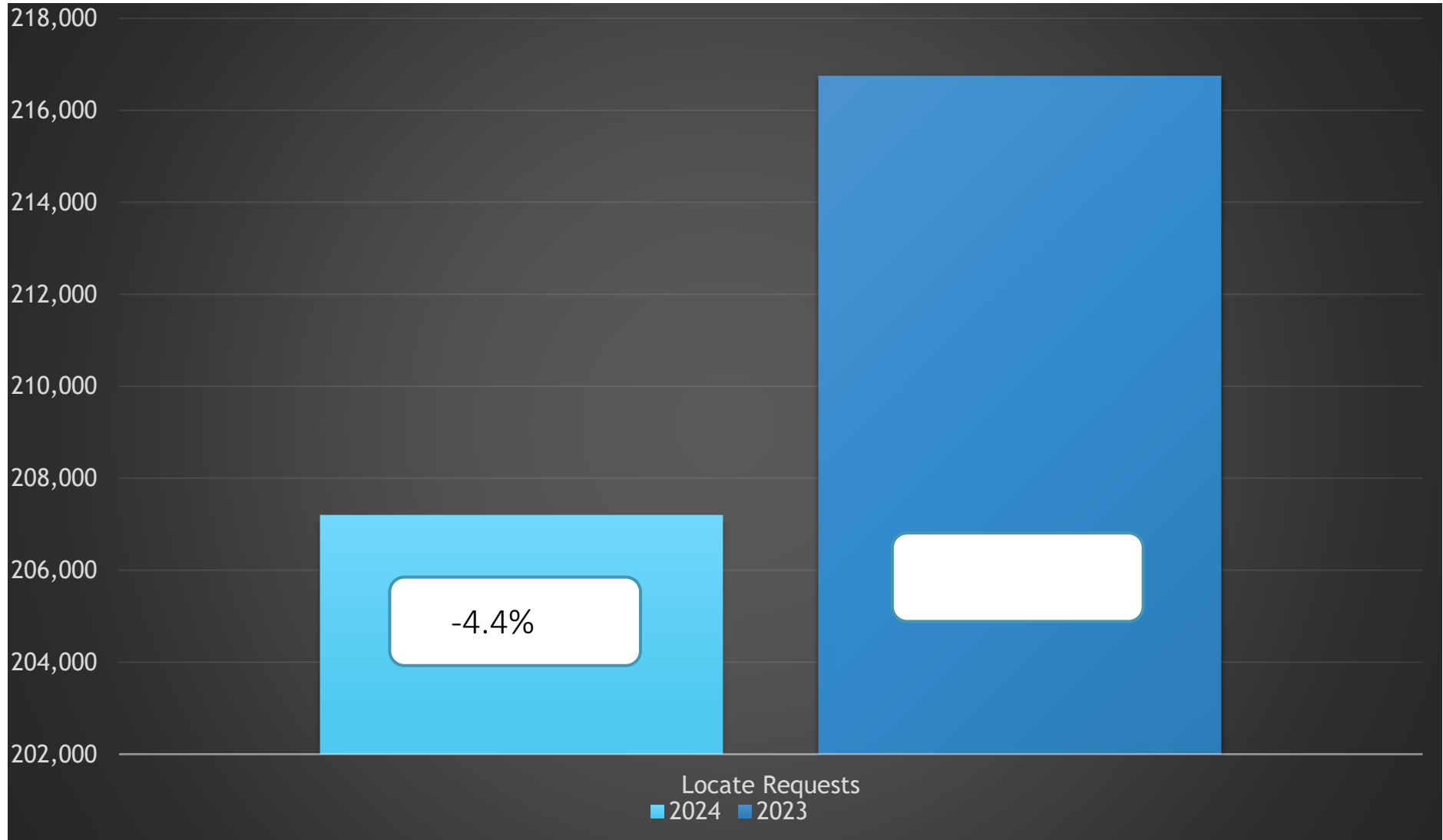
- ✓ Locate requests
- ✓ Transmissions
- ✓ County ticket volume and distribution




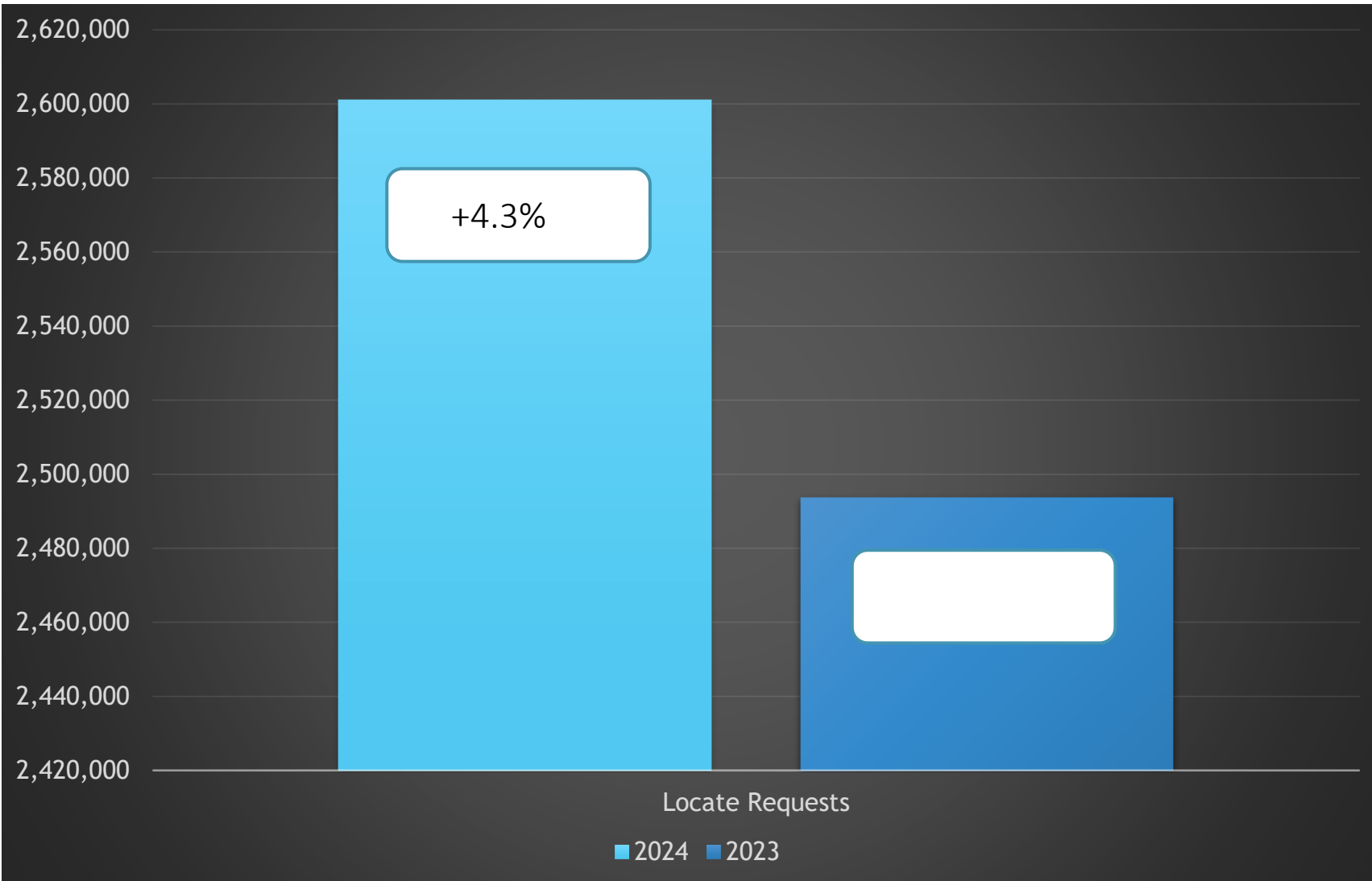
Locate Requests for NC - Nov 24 vs 23

MTD Nov. 2024 - 207,189 / 2023 - 216,739=(-4.4%)
YTD 2024 - 2,601,066 / 2023 - 2,493,647= +4.3%

Updates for Nov 2024 - (62,813) = 30.3% of volume / Oct 2024 = 31.2% (0.9% Decrease from the month before)



Locate Requests for NC - YTD



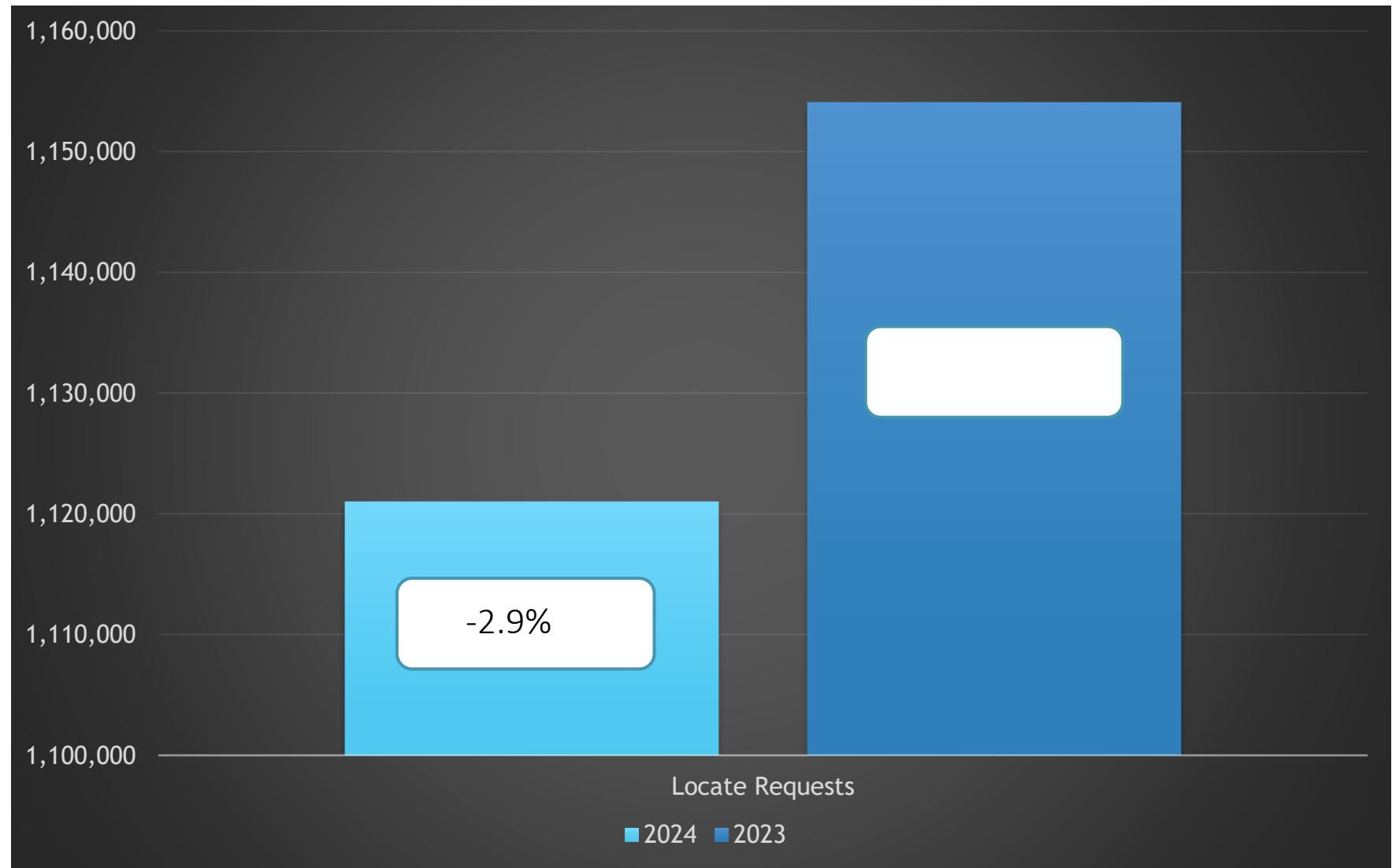
MTD Nov. 2024 - 207,189 / 2023 - 216,739=(-4.4%)
YTD 2024 - 2,601,066/ 2023 - 2,493,647= +4.3%

Updates for Nov 2024 - (62,813) = 30.3% of volume / Oct 2024 = 31.2% (0.9% Decrease from the month before)

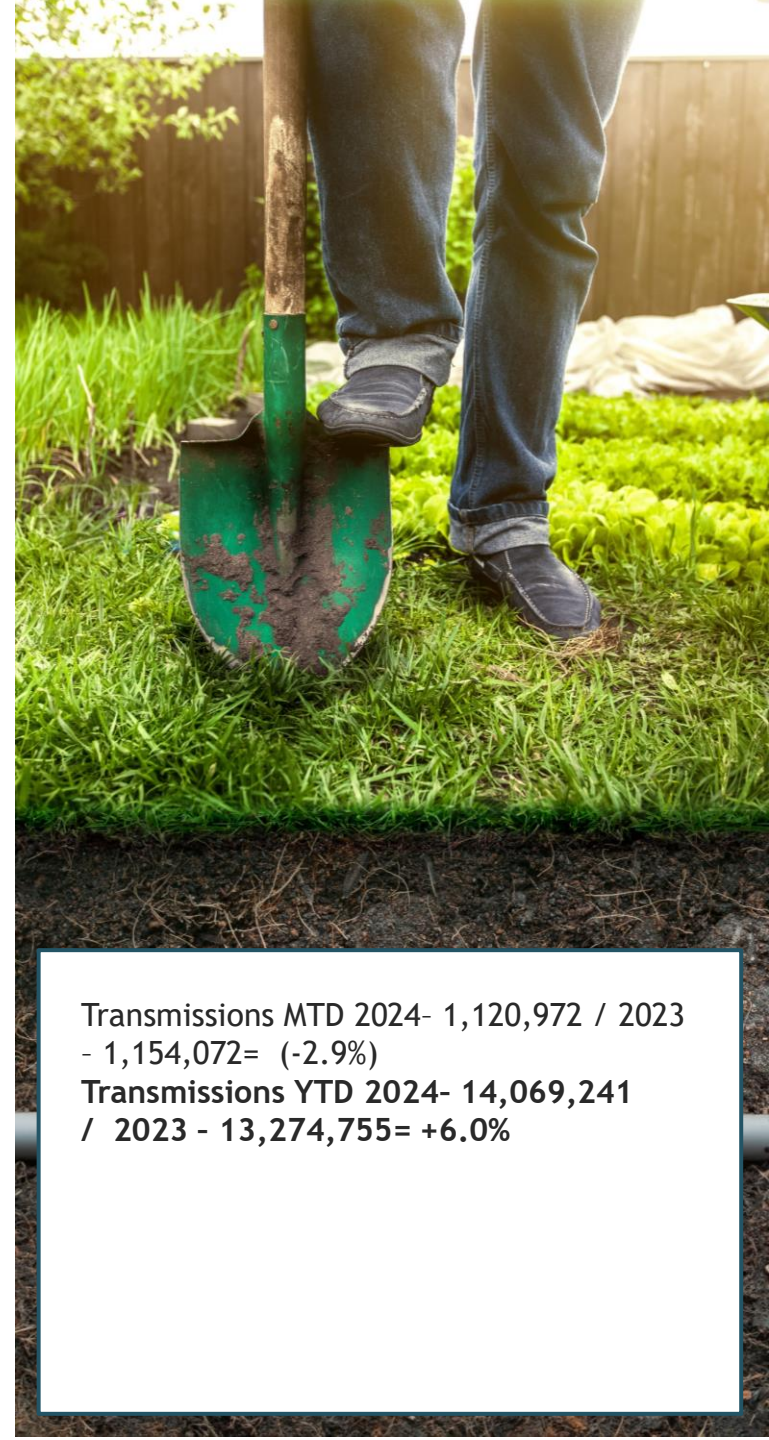
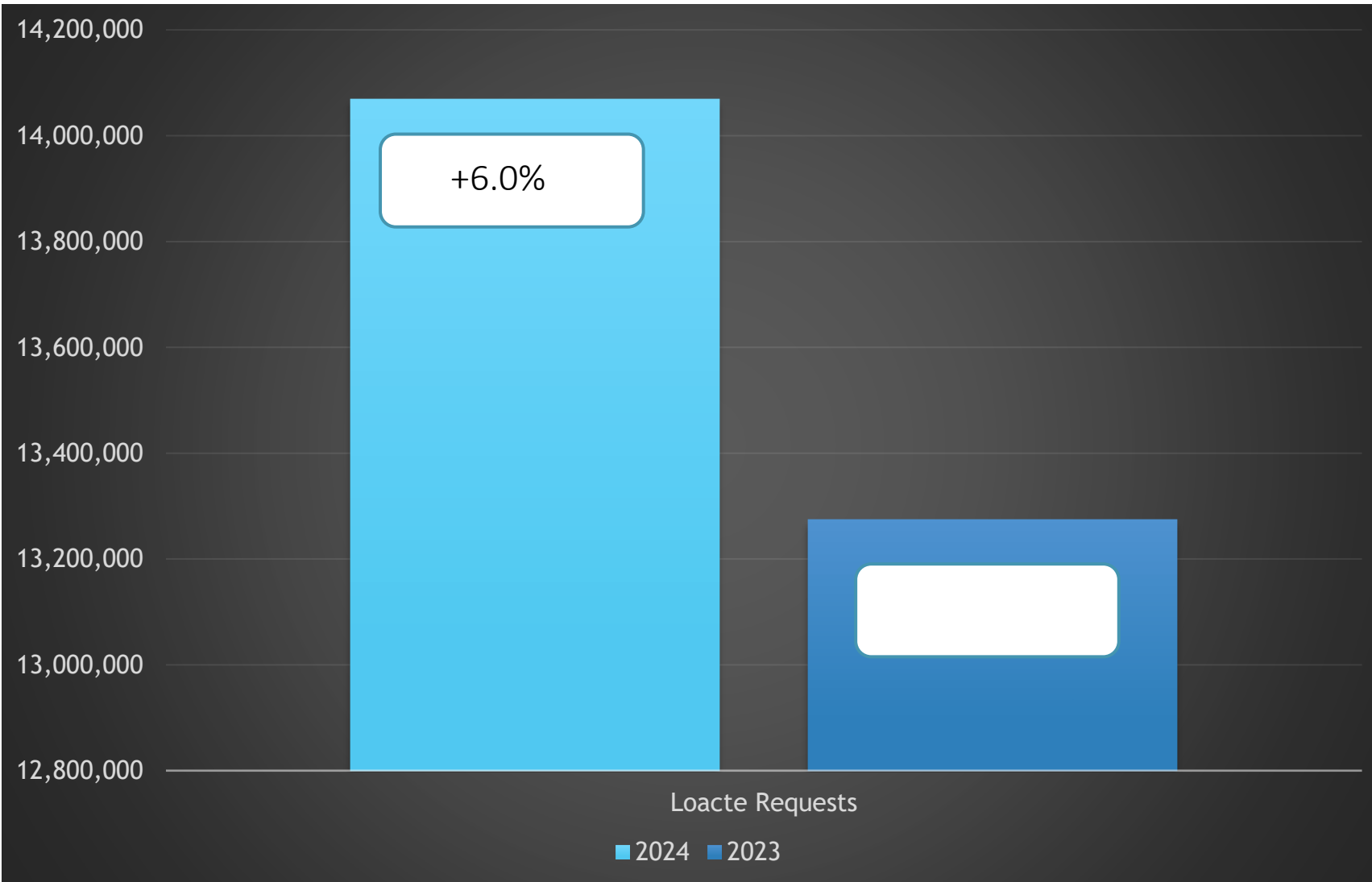


Transmissions MTD 2024- 1,120,972 /
2023 - 1,154,072= (-2.9%)
Transmissions YTD 2024- 14,069,241
/ 2023 - 13,274,755= +6.0%

Transmissions for NC - Nov 24 vs 23



Transmissions for NC - YTD 2024



Transmissions MTD 2024- 1,120,972 / 2023 - 1,154,072= (-2.9%)
Transmissions YTD 2024- 14,069,241 / 2023 - 13,274,755= +6.0%

County ticket Volume

2024 VS 2023

| Cumberland | 3 HR | CNCL | NEW | RXMT | UPDT | TOTAL Tickets |
|------------|--------|---------------------|--------|-------|------|---------------|
| 2023 | 158 | 31 | 3399 | 66 | 1749 | 5403 |
| 2024 | 416 | 22 | 2865 | 92 | 1789 | 5184 |
| +/- Var | 163.3% | -29.0% | -15.7% | 39.4% | 2.3% | -4.1% |
| | | Avg Locates per Day | | | | 225 |

County ticket Volume

YTD VS PREVIOUS YEAR

| Cumberland | 3 HR | CNCL | NEW | RXMT | UPDT | TOTAL Tickets |
|-------------------|-------------|---------------------|------------|-------------|-------------|----------------------|
| 2023 | 1126 | 509 | 36794 | 561 | 16903 | 55893 |
| 2024 | 3645 | 598 | 42680 | 1371 | 18148 | 66442 |
| +/- Var | 223.7% | 17.5% | 16.0% | 144.4% | 7.4% | 18.9% |
| | | Avg Locates per Day | | | | 289 |

County ticket distribution - NOVEMBER

| County/Place | 11 Nov |
|---------------------|-------------|
| CUMBERLAND | 5184 |
| BEAVER CREEK | 1 |
| CEDAR CREEK | 1 |
| CUMBERLAND | 6 |
| EASTOVER | 280 |
| FALCON | 147 |
| FAYETTEVILLE | 3087 |
| FORT BRAGG | 13 |
| FORT LIBERTY | 103 |
| GODWIN | 91 |
| GRAYS CREEK | 18 |

| | |
|--------------------|------------|
| HOPE MILLS | 623 |
| LINDEN | 36 |
| ROSLIN | 10 |
| SPRING LAKE | 390 |
| STEDMAN | 36 |
| VANDER | 267 |
| WADE | 75 |

Top 15 Callers for - Cumberland

| Rank | Name | Totals |
|------|------------------------------|--------|
| 1 | UMANA DIRECTIONAL BORING LLC | 430 |
| 2 | W G UNDERGROUND LLC | 421 |
| 3 | DEN UNDERGROUND | 348 |
| 4 | S T WOOTEN CORPORATION | 264 |
| 5 | CANOS SERVICES LLC | 257 |
| 6 | R G COMMUNICATIONS INC | 208 |
| 7 | FUTURE COMMUNICATIONS | 178 |
| 8 | A & L CABLE SERVICES INC | 176 |
| 9 | CINTERRA | 176 |
| 10 | S T WOOTEN CORPORATION | 141 |
| 11 | DPW | 108 |
| 12 | FAYETTEVILLE PWC | 100 |
| 13 | LAMBERTS CABLE SPLICING, LLC | 96 |
| 14 | SOLUTIONS UNDERGROUND, LLC | 95 |
| 15 | SOLUTIONS UNDERGROUND, LLC | 87 |

DAMAGES

DIRT Damage Information
Reporting Tool



NOVEMBER Damages


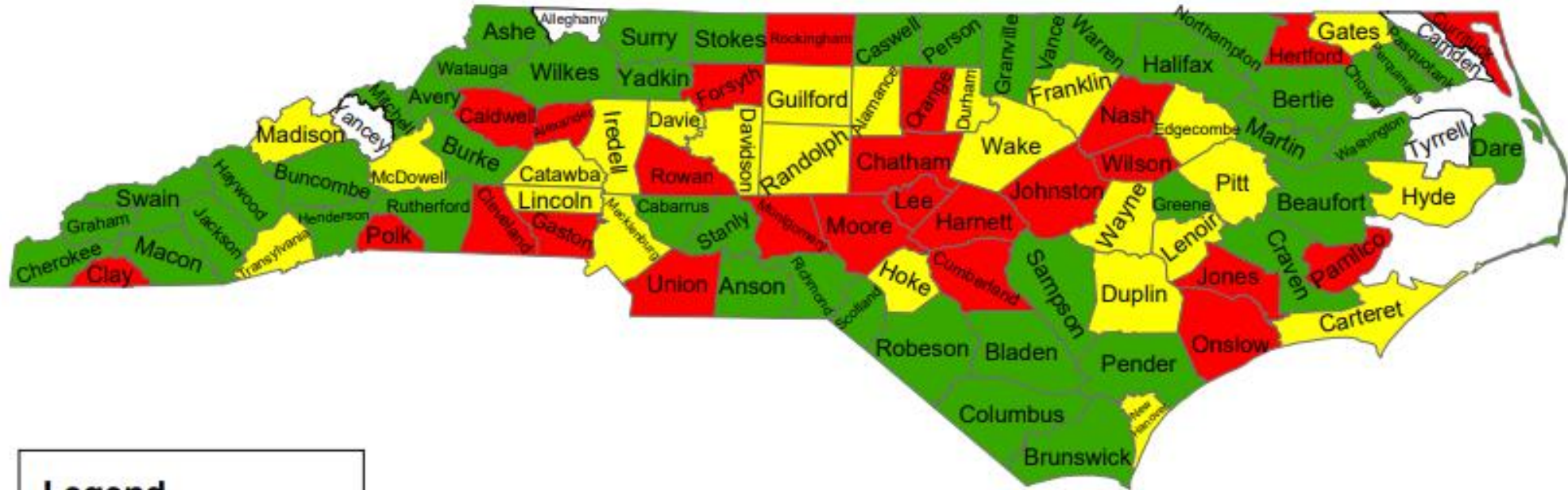
| | |
|----------------------|-----------|
| NC-Alamance | 11 |
| NC-Alexander | 3 |
| NC-Ashe | 1 |
| NC-Beaufort | 1 |
| NC-Bertie | 1 |
| NC-Bladen | 3 |
| NC-Brunswick | 8 |
| NC-Buncombe | 16 |
| NC-Burke | 4 |
| NC-Cabarrus | 20 |
| NC-Caldwell | 2 |
| NC-Carteret | 8 |
| NC-Catawba | 21 |
| NC-Chatham | 14 |
| NC-Clay | 4 |
| NC-Cleveland | 9 |
| NC-Columbus | 2 |
| NC-Craven | 19 |
| NC-Cumberland | 36 |
| NC-Currituck | 8 |
| NC-Dare | 3 |
| NC-Davidson | 13 |

| | |
|----------------|-----|
| NC-Davie | 6 |
| NC-Duplin | 6 |
| NC-Durham | 61 |
| NC-Edgecombe | 3 |
| NC-Forsyth | 31 |
| NC-Franklin | 6 |
| NC-Gaston | 19 |
| NC-Guilford | 19 |
| NC-Harnett | 22 |
| NC-Henderson | 11 |
| NC-Hoke | 4 |
| NC-Hyde | 1 |
| NC-Iredell | 18 |
| NC-Johnston | 50 |
| NC-Lee | 9 |
| NC-Lenoir | 3 |
| NC-Lincoln | 8 |
| NC-McDowell | 1 |
| NC-Mecklenburg | 171 |
| NC-Moore | 40 |
| NC-Nash | 9 |
| NC-New Hanover | 20 |
| NC-Northampton | 1 |
| NC-Onslow | 14 |
| NC-Orange | 16 |

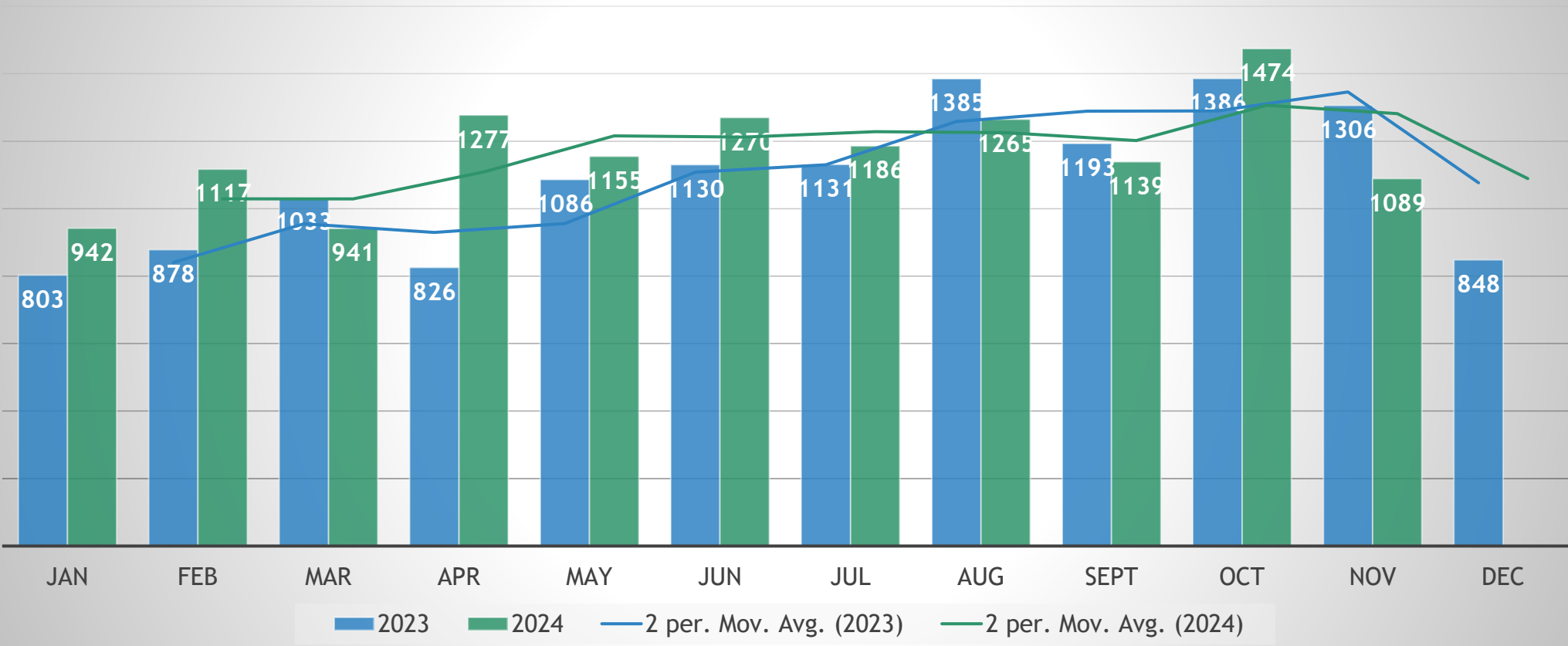
| | |
|---------------|-----|
| NC-Pamlico | 8 |
| NC-Pender | 10 |
| NC-Perquimans | 2 |
| NC-Person | 1 |
| NC-Pitt | 19 |
| NC-Polk | 3 |
| NC-Randolph | 11 |
| NC-Richmond | 3 |
| NC-Robeson | 9 |
| NC-Rockingham | 5 |
| NC-Rowan | 13 |
| NC-Rutherford | 5 |
| NC-Scotland | 1 |
| NC-Stanly | 3 |
| NC-Stokes | 2 |
| NC-Surry | 1 |
| NC-Union | 60 |
| NC-Wake | 157 |
| NC-Watauga | 1 |
| NC-Wayne | 9 |
| NC-Wilkes | 3 |
| NC-Wilson | 6 |
| NC-Yadkin | 1 |

Grand Total 1,089

Damages Per 1,000 Transmissions



Damages in North Carolina 2024 vs 2023





UNDERGROUND DAMAGE PREVENTION REVIEW BOARD

UGDPRB – Overview of 11/20/2024 Cases

- 42 Cases on Agenda
- 12 – Issued Pipes Plus Training
- **\$59,500** issued in fines



Education team



Parrish Reddick
Piedmont Liaison



Steven Moore
Media Relations Specialist



Ann Rushing
Education Manager



Tami Groves
Southeast Liaison



Howard Corey
Eastern Liaison



Rory Phipps
Western Liaison



THANK YOU!

A copy of this presentation
is available at
www.ncucc.org

