



Monthly Update

December 2024

FOOTHILLS UCC

Upcoming meetings

- **NC State UCC Meeting**
January 14, 2025 at 10am
NC811, 5009 High Point Road, Greensboro
TEAMS MEETING: Visit the ncucc.org calendar page for a link to the meeting.
- **NCLRPC Meeting**
January 15, 2025 at 11am
NC811, 5009 High Point Road, Greensboro
TEAMS MEETING: Visit the ncucc.org calendar page for a link to the meeting.
- **NC811 Board Meeting**
January 17, 2025 at 8:30am
Embassy Suites
204 Centreport Drive, Greensboro, NC 27409





Christmas Eve, Christmas, Day after Christmas and New Years Day Dec. 24, 25, 26 & Jan. 1

State Holidays are excluded from and not part of the three (3) working day notice, nor are they part of the life of the ticket in accordance with the NC General Statues. NC811, Inc. will only process the following notifications on State Holidays: Emergencies, Damages, and 3-Hour Notices. NC811, Inc. is open and will accept and process all notifications on Observed Holidays which are indicated by an asterisk (*).





CALENDAR

NC811 & NCUCC
event calendars can
be found on nc811.org
or the nc811 app



A group of business professionals are seated in a conference room, clapping and smiling. The focus is on a woman in the foreground wearing a light blue button-down shirt, who is clapping enthusiastically. Behind her, other attendees, including a man in a dark suit and a woman in a light-colored blazer, are also clapping. The background is bright and slightly out of focus, suggesting a professional setting.

NC811 Data Insights

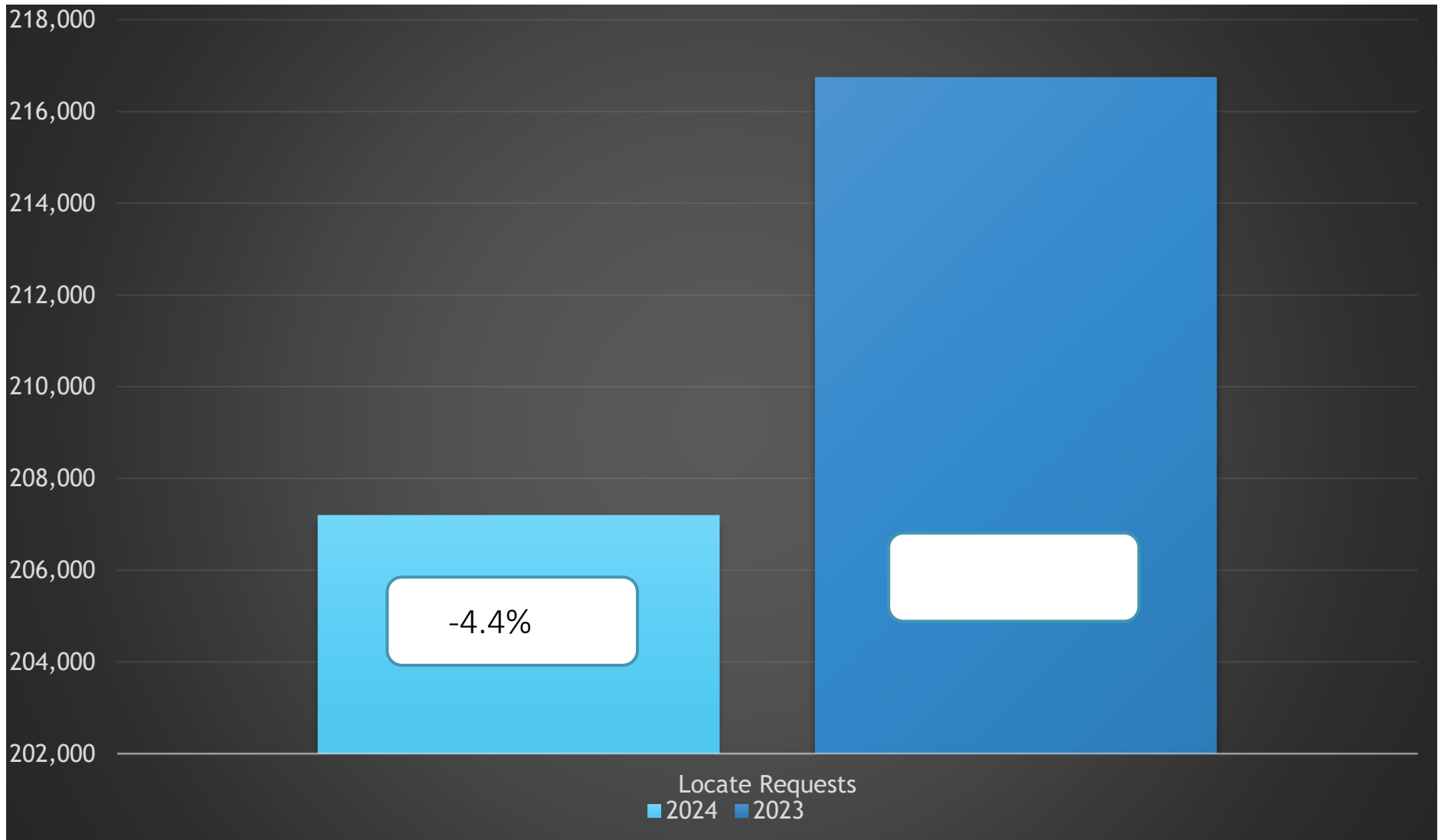
- ✓ Locate requests
- ✓ Transmissions
- ✓ County ticket volume and distribution




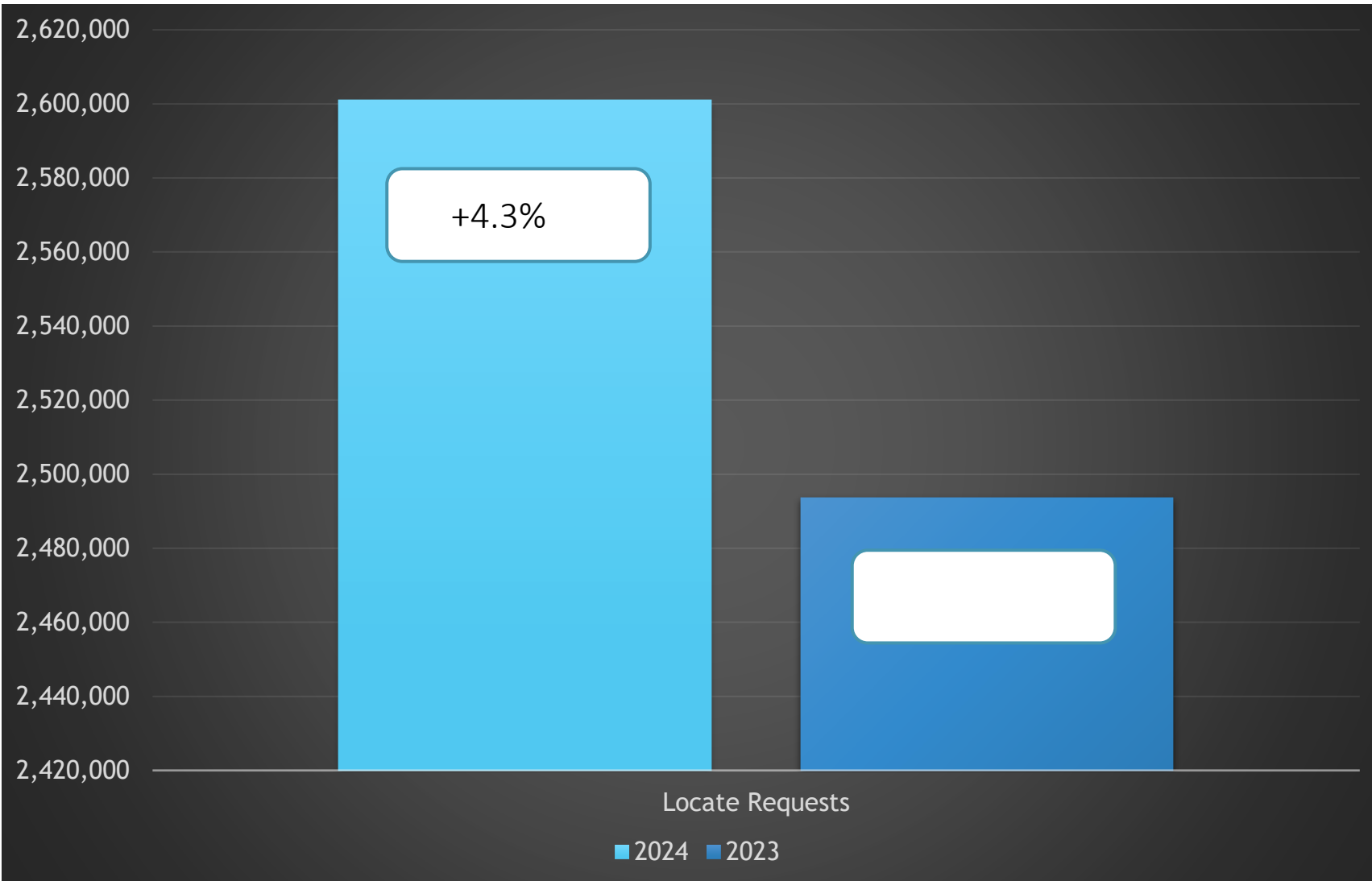
Locate Requests for NC - Nov 24 vs 23

MTD Nov. 2024 - 207,189 / 2023 - 216,739 = (-4.4%)
YTD 2024 - 2,601,066 / 2023 - 2,493,647 = +4.3%

Updates for Nov 2024 - (62,813) = 30.3% of volume / Oct 2024 = 31.2% (0.9% Decrease from the month before)



Locate Requests for NC - YTD



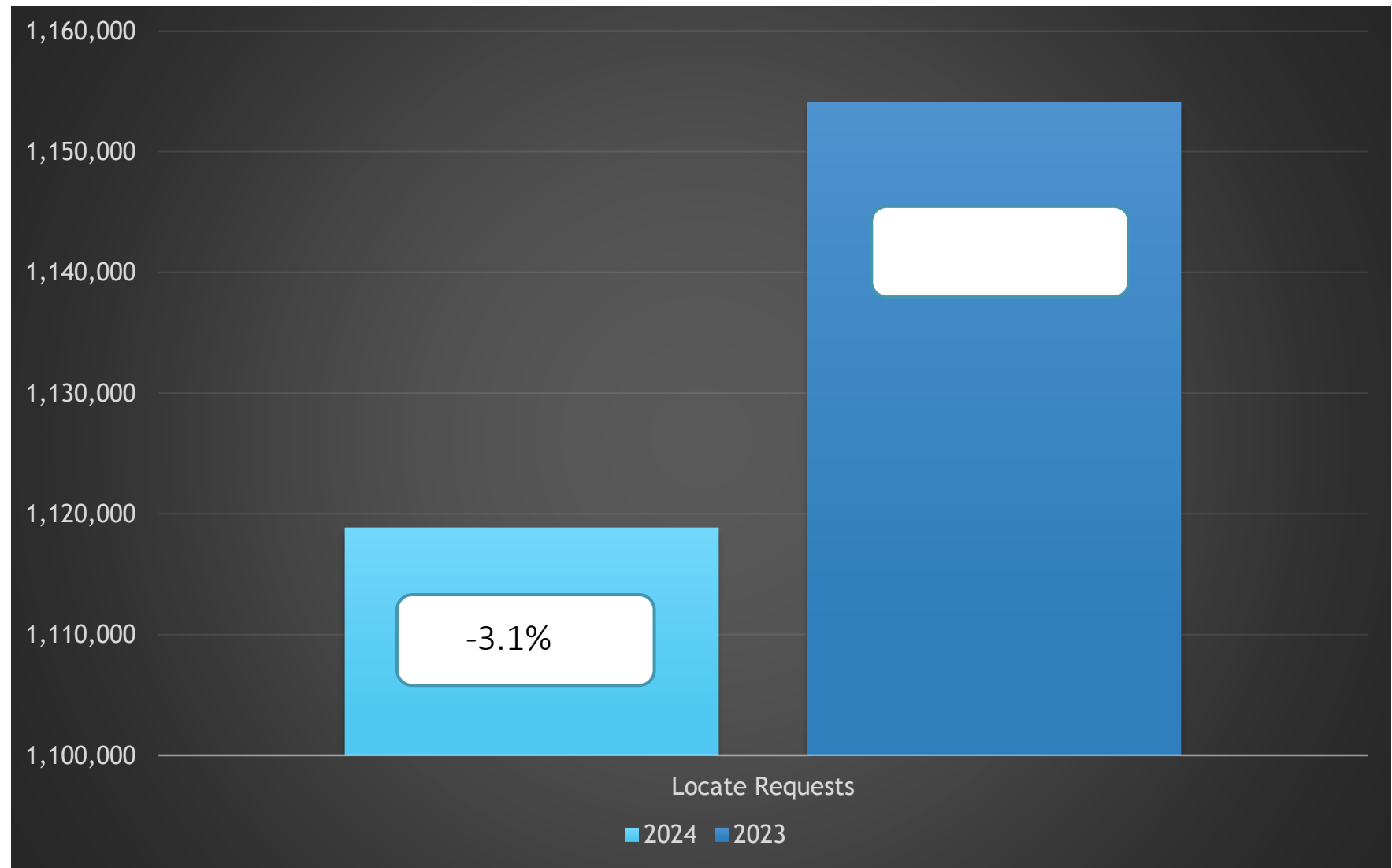
MTD Nov. 2024 - 207,189 / 2023 - 216,739=(-4.4%)
YTD 2024 - 2,601,066/ 2023 - 2,493,647= +4.3%

Updates for Nov 2024 - (62,813) = 30.3% of volume / Oct 2024 = 31.2% (0.9% Decrease from the month before)

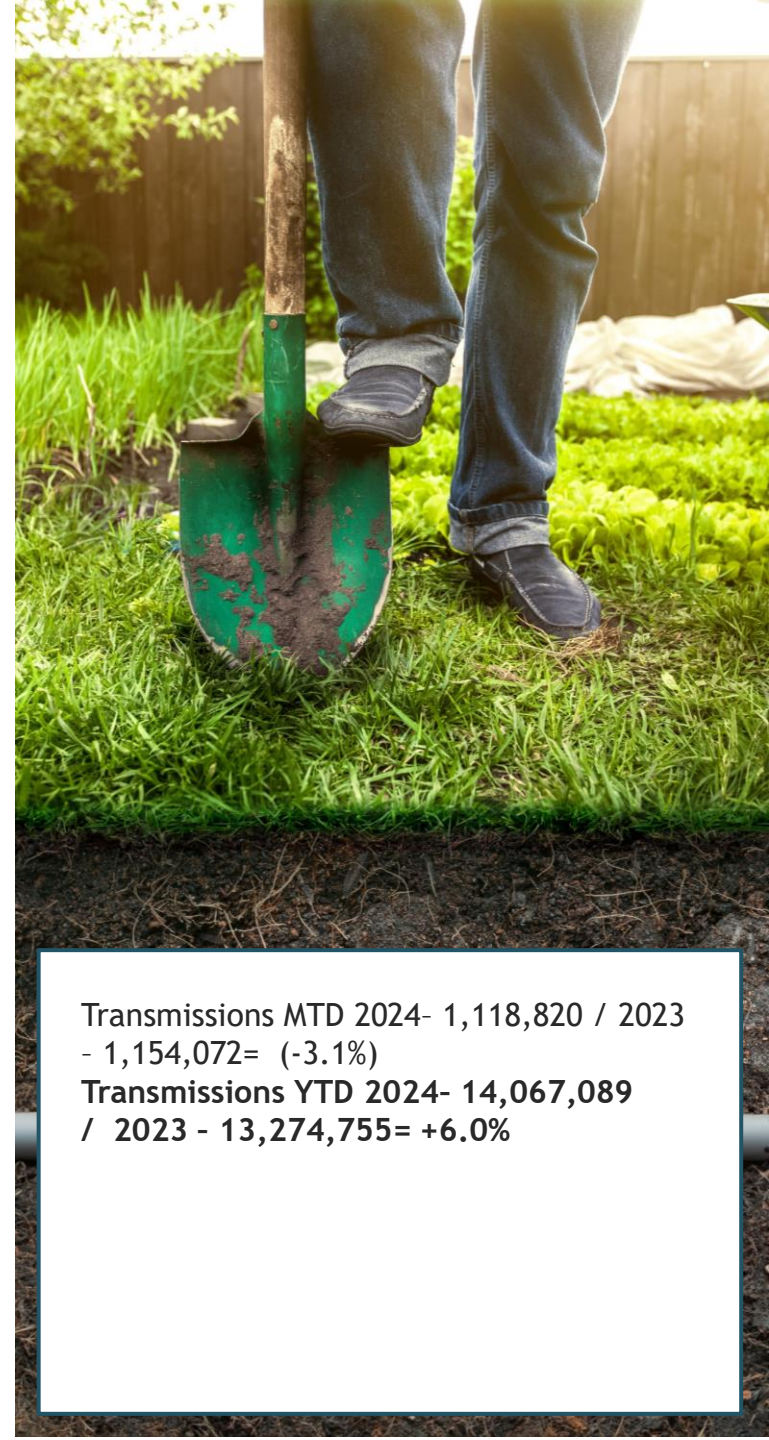
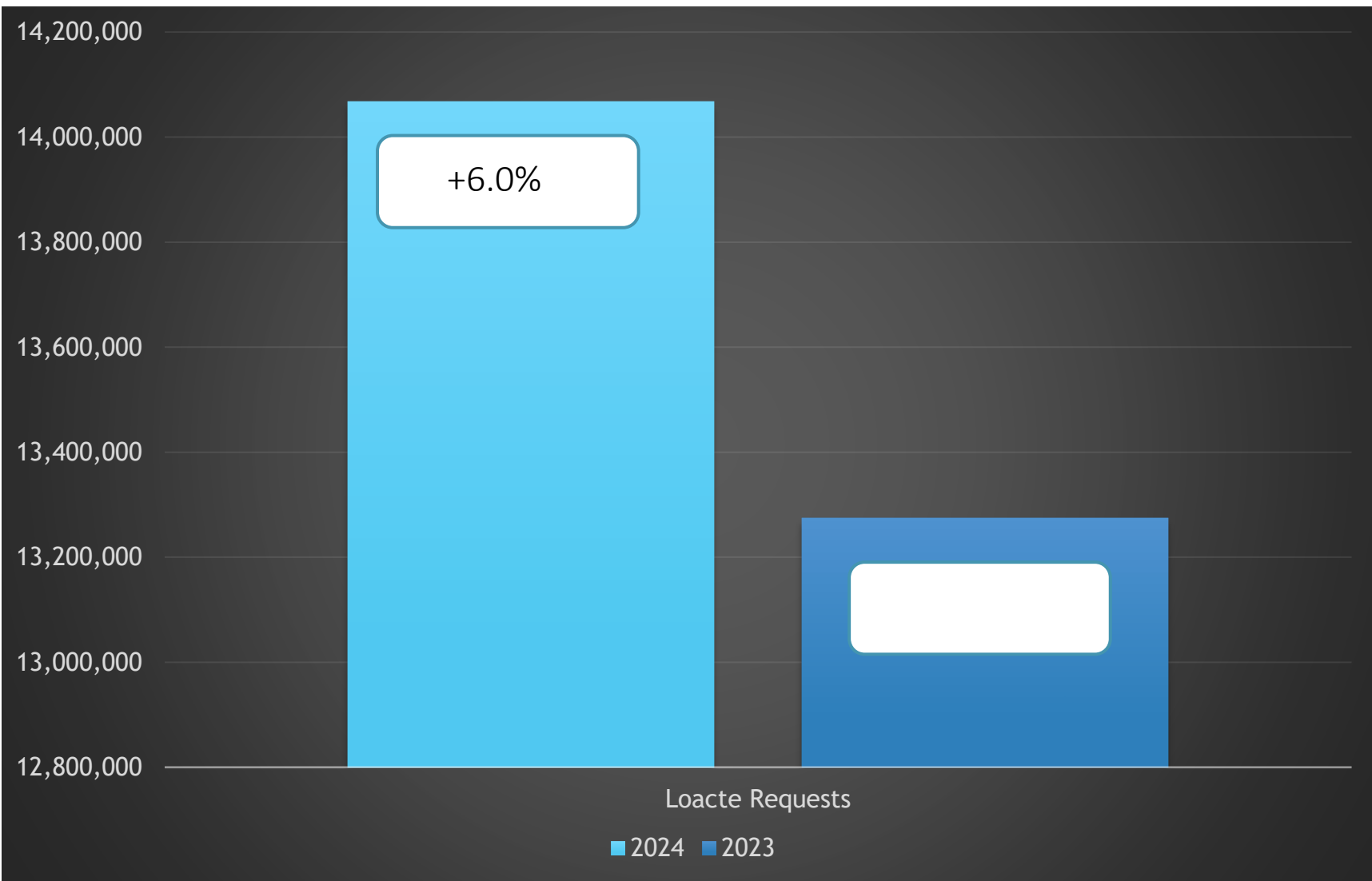


Transmissions for NC - Nov 24 vs 23

Transmissions MTD 2024- 1,118,820 /
2023 - 1,154,072= (-3.1%)
Transmissions YTD 2024- 14,067,089
/ 2023 - 13,274,755= +6.0%



Transmissions for NC - YTD 2024



Transmissions MTD 2024- 1,118,820 / 2023 - 1,154,072= (-3.1%)
Transmissions YTD 2024- 14,067,089 / 2023 - 13,274,755= +6.0%

County ticket Volume

2024 VS 2023

CLEVELAND	3 HR	CNCL	NEW	RXMT	UPDT	TOTAL Tickets
2023	43	18	1297	19	560	1937
2024	43	12	1252	30	617	1954
+/- Var	0.0%	-33.3%	-3.5%	57.9%	10.2%	0.9%
				Locates per day →		98

County ticket Volume

YTD VS PREVIOUS YEAR

CLEVELAND	3 HR	CNCL	NEW	RXMT	UPDT	TOTAL Tickets
2023	566	115	10417	337	4465	15900
2024	954	282	14219	311	7764	23530
+/- Var	68.6%	145.2%	36.5%	-7.7%	73.9%	48.0%
-			Locates per day		→	114

County ticket distribution - NOVEMBER

CLEVELAND	1521
BELWOOD	4
BOILING SPRINGS	17
CASAR	26
FALLSTON	9
GROVER	69
KINGS MOUNTAIN	322
LATTIMORE	3
LAWNDALE	128
LIGHT OAK	3
MOORESBORO	33
POLKVILLE	4
SHELBY	881
WACO	12

Top 10 Callers for - CLEVELAND

1	KNIGHT BROADBAND, LLC	119
2	NATIONAL ONDEMAND	93
3	LKN UNDERGROUND	85
4	ANSCO & ASSOCIATES LLC	67
5	AT&T UTILITY OPERATIONS	65
6	CLEVELAND COUNTY WATER	56
7	DUKE ENERGY	47
8	FULLER & CO CONSTRUCTION, LLC	44
9	TRAFFIC CONTROL SAFETY SERVICES, INC	44
10	WILLIAMS ELECTRIC COMPANY	34

County ticket Volume

2024 VS 2023

GASTON	3 HR	CNCL	NEW	RXMT	UPDT	TOTAL Tickets
2023	170	27	3504	89	1113	4903
2024	218	31	3360	70	1542	5221
+/- Var	28.2%	14.8%	-4.1%	-21.3%	38.5%	6.5%
				Locates per day →		261

County ticket Volume

YTD VS PREVIOUS YEAR

GASTON	3 HR	CNCL	NEW	RXMT	UPDT	TOTAL Tickets
2023	1359	280	27836	643	10409	40527
2024	2788	394	32538	680	12284	48684
+/- Var	105.2%	40.7%	16.9%	5.8%	18.0%	20.1%
			Locates per day		→	235

County ticket distribution - NOVEMBER

GASTON	4221
ALEXIS	10
BELMONT	750
BESSEMER CITY	564
CHERRYVILLE	302
CRAMERTON	75
CROWDERS	6
DALLAS	181
GASTONIA	1563
HIGH SHOALS	45
KINGS MOUNTAIN	46
LOWELL	65
MCADENVILLE	15
MOUNT HOLLY	382
RANLO	39
SOUTH GASTONIA	3
STANLEY	170

Top 10 Callers for -GASTON

1	PALMETTO UNDERGROUND SOLUTIONS	454
2	AT&T UTILITY OPERATIONS	347
3	UTILITY LINES CONSTRUCTION SERVICES, INC	289
4	ANSCO & ASSOCIATES LLC	192
5	KNIGHT BROADBAND, LLC	126
6	PIKE ELECTRIC	112
7	MILLER PIPELINE	107
8	LKN UNDERGROUND	97
9	G CAMPBELL CONSTRUCTION	94
10	ANSCO & ASSOCIATES LLC	88

County ticket Volume

2024 VS 2023

RUTHERFORD	3 HR	CNCL	NEW	RXMT	UPDT	TOTAL Tickets
2023	44	7	706	16	246	1019
2024	46	2	845	12	566	1471
+/- Var	4.5%	-71.4%	19.7%	-25.0%	130.1%	44.4%
				Locates per day →		74

County ticket Volume

YTD VS PREVIOUS YEAR

RUTHERFORD	3 HR	CNCL	NEW	RXMT	UPDT	TOTAL Tickets
2023	372	87	6592	155	3107	10313
2024	507	59	7414	195	3940	12115
+/- Var	36.3%	-32.2%	12.5%	25.8%	26.8%	17.5%
Locates per day				→	59	

County ticket distribution - NOVEMBER

RUTHERFORD	1362
ALEXANDER MILLS	6
BOSTIC	137
CHIMNEY ROCK	19
CLIFFSIDE	24
ELLENBORO	291
FOREST CITY	294
GREEN HILL	4
HENRIETTA	18
LAKE LURE	95
RUTH	3
RUTHERFORDTON	383
SHINGLE HOLLOW	3
SPINDALE	50
UNION MILLS	19
WESTMINISTER	6

Top 10 Callers for - RUTHERFORD

1	BIGHAM CABLE CONSTRUCTION INC	344
2	SUMTER UTILITIES INC	123
3	SITE DEVELOPMENT CORP	82
4	WRIGHT BROTHERS CONSTRUCTION	69
5	AT&T UTILITY OPERATIONS	59
6	ITG	58
7	ANSCO & ASSOCIATES LLC	54
8	DUKE ENERGY	42
9	WILLIAMS ELECTRIC COMPANY	41
10	T & M SOLUTIONS	39

DAMAGES

DIRT Damage Information
Reporting Tool



NOVEMBER Damages

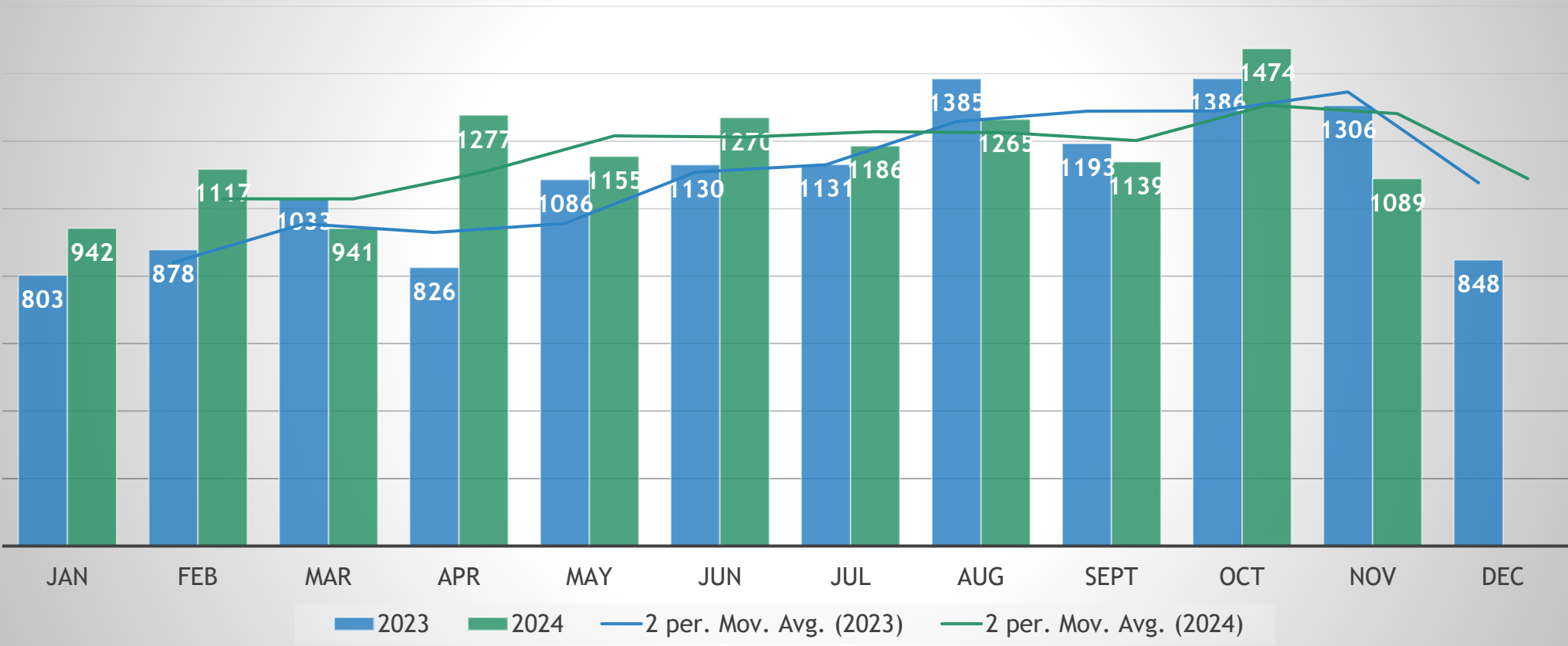
NC-Alamance	11
NC-Alexander	3
NC-Ashe	1
NC-Beaufort	1
NC-Bertie	1
NC-Bladen	3
NC-Brunswick	8
NC-Buncombe	16
NC-Burke	4
NC-Cabarrus	20
NC-Caldwell	2
NC-Carteret	8
NC-Catawba	21
NC-Chatham	14
NC-Clay	4
NC-Cleveland	9
NC-Columbus	2
NC-Craven	19
NC-Cumberland	36
NC-Currituck	8
NC-Dare	3
NC-Davidson	13

NC-Davie	6
NC-Duplin	6
NC-Durham	61
NC-Edgecombe	3
NC-Forsyth	31
NC-Franklin	6
NC-Gaston	19
NC-Guilford	19
NC-Harnett	22
NC-Henderson	11
NC-Hoke	4
NC-Hyde	1
NC-Iredell	18
NC-Johnston	50
NC-Lee	9
NC-Lenoir	3
NC-Lincoln	8
NC-McDowell	1
NC-Mecklenburg	171
NC-Moore	40
NC-Nash	9
NC-New Hanover	20
NC-Northampton	1
NC-Onslow	14
NC-Orange	16

NC-Pamlico	8
NC-Pender	10
NC-Perquimans	2
NC-Person	1
NC-Pitt	19
NC-Polk	3
NC-Randolph	11
NC-Richmond	3
NC-Robeson	9
NC-Rockingham	5
NC-Rowan	13
NC-Rutherford	5
NC-Scotland	1
NC-Stanly	3
NC-Stokes	2
NC-Surry	1
NC-Union	60
NC-Wake	157
NC-Watauga	1
NC-Wayne	9
NC-Wilkes	3
NC-Wilson	6
NC-Yadkin	1

Grand Total 1,089

Damages in North Carolina 2024 vs 2023





UNDERGROUND DAMAGE PREVENTION REVIEW BOARD

UGDPRB – Overview of 11/20/2024 Cases

- 42 Cases on Agenda
- 12 – Issued Pipes Plus Training
- **\$59,500** issued in fines



Education team



Parrish Reddick
Piedmont Liaison



Steven Moore
Media Relations Specialist



Ann Rushing
Education Manager



Tami Groves
Southeast Liaison



Howard Corey
Eastern Liaison



Rory Phipps
Western Liaison



THANK YOU!

A copy of this presentation
is available at
www.ncucc.org



