



Monthly Update

December 2024

HENDERSON POLK TRANSYLVANIA UCC

Upcoming meetings

- **NC State UCC Meeting**
January 14, 2025 at 10am
NC811, 5009 High Point Road, Greensboro
TEAMS MEETING: Visit the ncucc.org calendar page for a link to the meeting.
- **NCLRPC Meeting**
January 15, 2025 at 11am
NC811, 5009 High Point Road, Greensboro
TEAMS MEETING: Visit the ncucc.org calendar page for a link to the meeting.
- **NC811 Board Meeting**
January 17, 2025 at 8:30am
Embassy Suites
204 Centreport Drive, Greensboro, NC 27409





Christmas Eve, Christmas, Day after Christmas and New Years Day Dec. 24, 25, 26 & Jan. 1

State Holidays are excluded from and not part of the three (3) working day notice, nor are they part of the life of the ticket in accordance with the NC General Statues. NC811, Inc. will only process the following notifications on State Holidays: Emergencies, Damages, and 3-Hour Notices. NC811, Inc. is open and will accept and process all notifications on Observed Holidays which are indicated by an asterisk (*).





CALENDAR

NC811 & NCUCC
event calendars can
be found on nc811.org
or the nc811 app



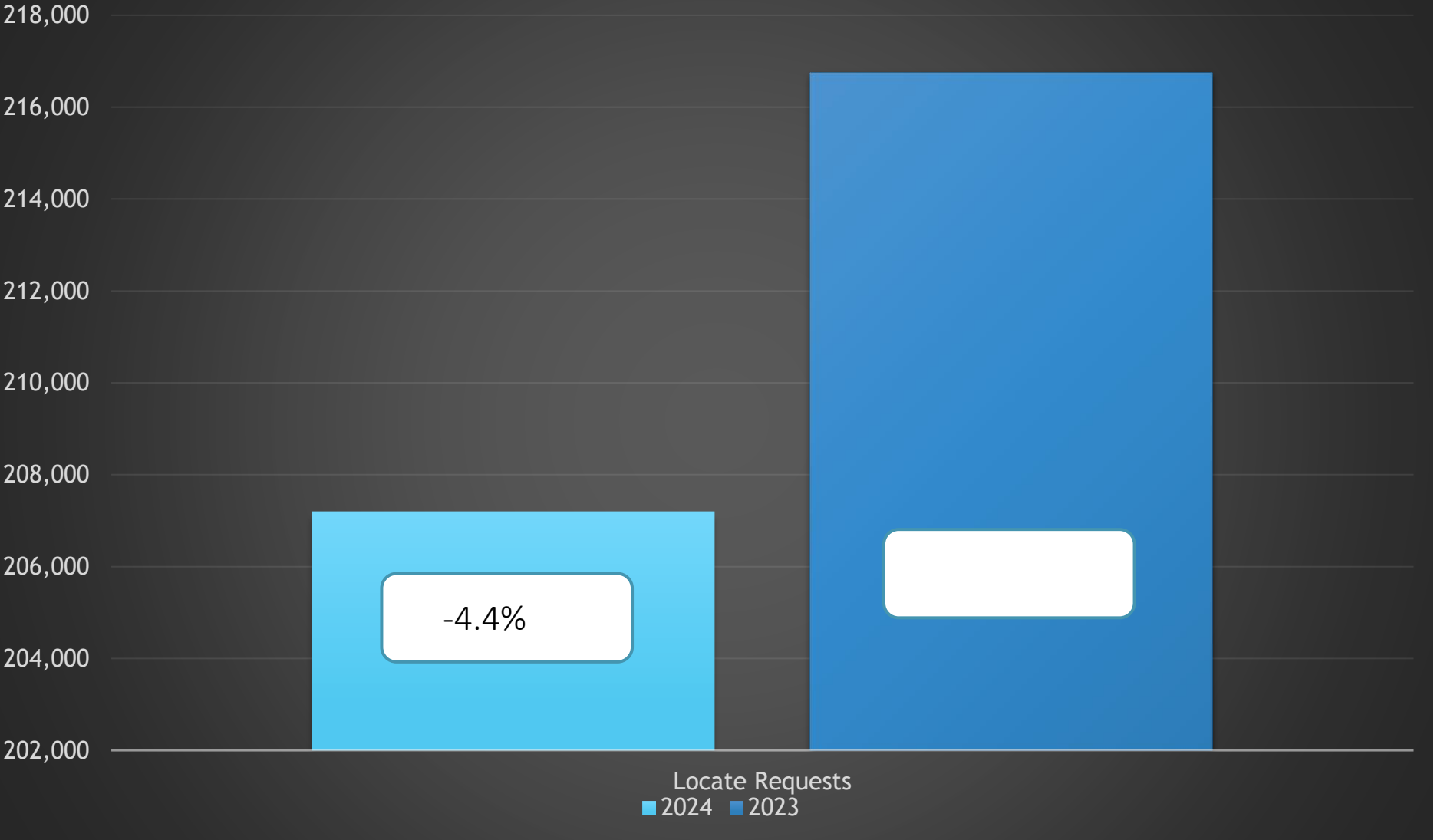


NC811 Data Insights

- ✓ Locate requests
- ✓ Transmissions
- ✓ County ticket volume and distribution




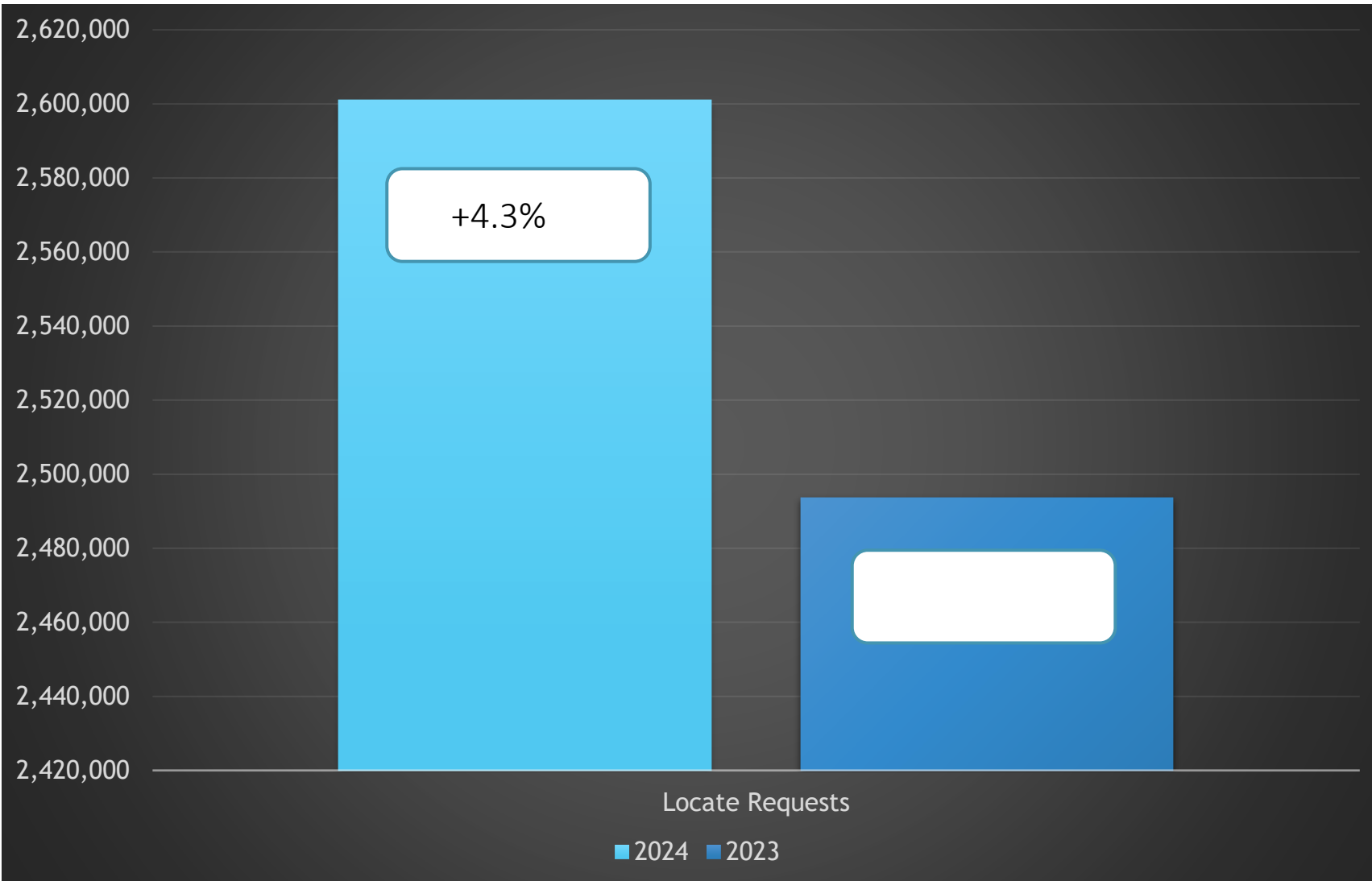
Locate Requests for NC - Nov 24 vs 23



MTD Nov. 2024 - 207,189 / 2023 - 216,739=(-4.4%)
YTD 2024 - 2,601,066 / 2023 - 2,493,647= +4.3%

Updates for Nov 2024 - (62,813) = 30.3% of volume / Oct 2024 = 31.2% (0.9% Decrease from the month before)

Locate Requests for NC - YTD



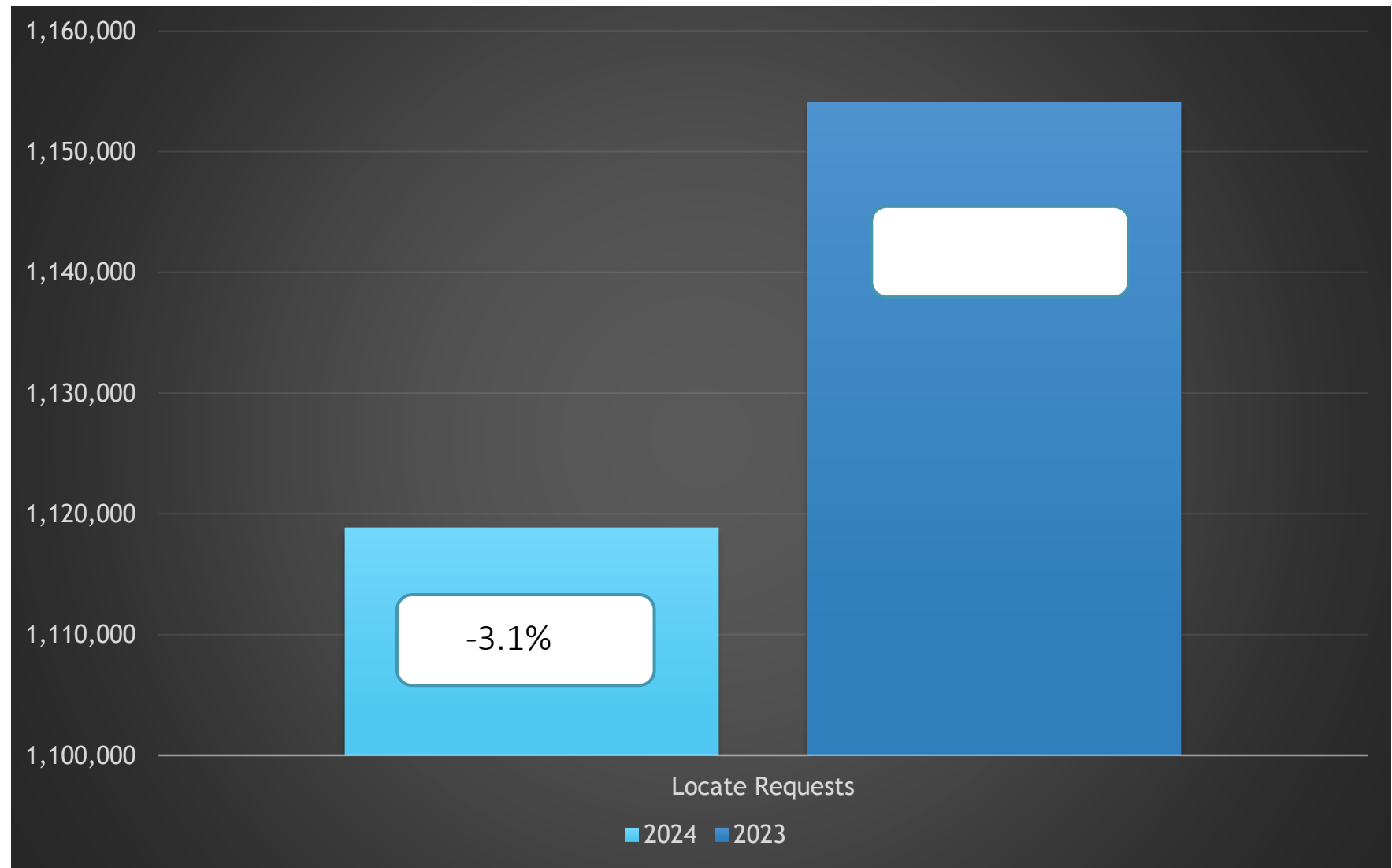
MTD Nov. 2024 - 207,189 / 2023 - 216,739=(-4.4%)
YTD 2024 - 2,601,066/ 2023 - 2,493,647= +4.3%

Updates for Nov 2024 - (62,813) = 30.3% of volume / Oct 2024 = 31.2% (0.9% Decrease from the month before)

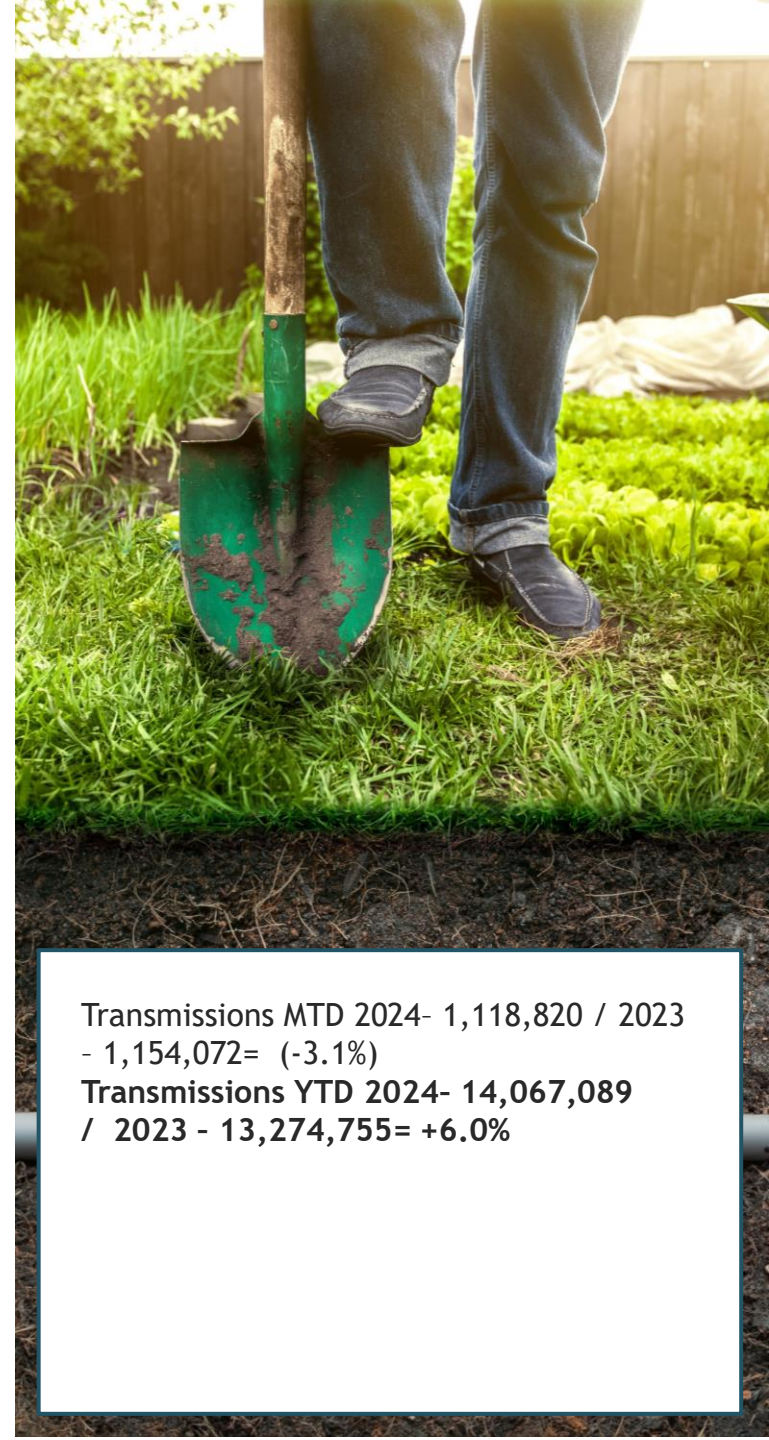
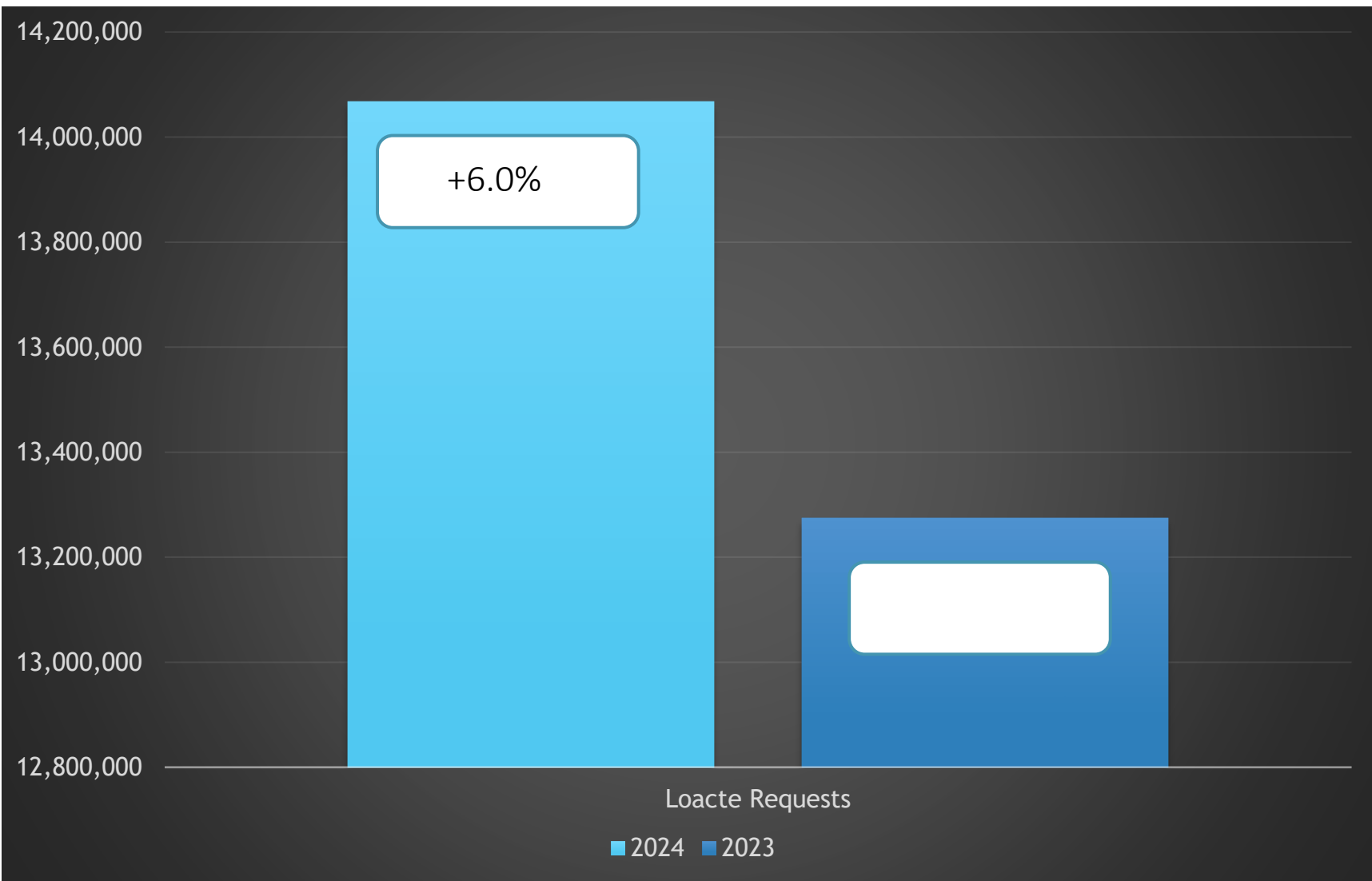


Transmissions for NC - Nov 24 vs 23

Transmissions MTD 2024- 1,118,820 /
2023 - 1,154,072= (-3.1%)
Transmissions YTD 2024- 14,067,089
/ 2023 - 13,274,755= +6.0%



Transmissions for NC - YTD 2024



Transmissions MTD 2024- 1,118,820 / 2023 - 1,154,072= (-3.1%)
Transmissions YTD 2024- 14,067,089 / 2023 - 13,274,755= +6.0%

County ticket Volume

2024 VS 2023

HENDERSON	3 HR	CNCL	NEW	RXMT	UPDT	TOTAL Tickets
2023	67	15	1238	42	670	2032
2024	146	23	2032	64	591	2856
+/- Var	117.9%	53.3%	64.1%	52.4%	-11.8%	40.6%
				Locates per day		124

County ticket Volume

YTD VS PREVIOUS YEAR

Henderson	3 HR	CNCL	NEW	RXMT	UPDT	TOTAL Tickets
2023	1415	229	18000	612	7422	27678
2024	1800	212	18179	688	7911	28790
+/- Var	27.2%	-7.4%	1.0%	12.4%	6.6%	4.0%
				Locates per day		125

County ticket distribution - NOVEMBER

HENDERSON	2856	NAPLES	3
BALFOUR	4	RUGBY	5
BAT CAVE	4	SALUDA	40
DANA	3	VALLEY HILL	6
EAST FLAT ROCK	31	ZIRCONIA	64
EDNEYVILLE	21		
ETOWAH	49		
FLAT ROCK	171		
FLETCHER	477		
GERTON	16		
HENDERSONVILLE	1614		
HOOPERS CREEK	3		
HORSE SHOE	67		
LAUREL PARK	67		
MILLS RIVER	191		
MOUNTAIN HOME	14		

Top 10 Callers for - HENDERSON

1	GLOBAL FIBER	517
2	AT&T UTILITY OPERATIONS	240
3	ITG	199
4	SUMTER UTILITIES	156
5	JK PRIME SOLUTIONS LLC	89
6	TENNOCA CONSTRUCTION COMPANY	84
7	SOUTHEAST CONNECTIONS LLC	63
8	ANSCO & ASSOCIATES LLC	48
9	BIRD ELECTRIC INC	47
10	HAYNES ELECTRIC UTILITY CORPORATION	46

County ticket Volume

2024 VS 2023

POLK	3 HR	CNCL	NEW	RXMT	UPDT	TOTAL Tickets
2023	14	0	242	9	73	338
2024	12	4	199	13	52	280
+/- Var	-14.3%	400%	-17.8%	44.4%	-28.8%	-17.2%
				Locates per day		12

County ticket Volume

YTD VS PREVIOUS YEAR

POLK	3 HR	CNCL	NEW	RXMT	UPDT	TOTAL Tickets
2023	198	19	2779	129	651	3776
2024	254	24	2732	196	1014	4220
+/- Var	28.3%	26.3%	-1.7%	51.9%	55.8%	11.8%
Locates per day						18

County ticket distribution - NOVEMBER

POLK	280
COLUMBUS	78
MILL SPRING	53
SALUDA	33
SUNNY VIEW	4
TRYON	108

Top 10 Callers for - POLK

1	ITG	36
2	SUMTER UTILITIES INC	31
3	GLOBAL COMMUNICATIONS	26
4	NORTH AMERICAN PIPELINE MANAGEMENT	17
5	DUKE ENERGY	14
6	BIGHAM CABLE CONSTRUCTION	14
7	SUMTER UTILITIES INC	10
8	RUTHERFORD ELECTRIC MEMBERSHIP CORP	8
9	FIREBITT	7
10	OUTREACH	4

County ticket Volume

2024 VS 2023

TRANSYLVANIA	3 HR	CNCL	NEW	RXMT	UPDT	TOTAL Tickets
2023	25	2	255	5	59	346
2024	19	4	307	9	125	464
+/- Var	-24.0%	100.0%	20.4%	80.0%	111.9%	34.1%
				Locates per day		20

County ticket Volume

YTD VS PREVIOUS YEAR

TRANSYLVANIA	3 HR	CNCL	NEW	RXMT	UPDT	TOTAL Tickets
2023	272	52	3419	191	1178	5112
2024	203	47	3646	126	1425	5447
+/- Var	-25.4%	-9.6%	6.6%	-34.0%	21.0%	6.6%
Locates per day						24

County ticket distribution - NOVEMBER

TRANSYLVANIA	464
BREVARD	302
CEDAR MOUNTAIN	5
LAKE TOXAWAY	56
PENROSE	5
PISGAH FOREST	55
ROSMAN	18
SAPPHIRE	5
TOXAWAY FALLS	8

Top 10 Callers for - PENNSYLVANIA

1	CHC UNDERGROUND INC	75
2	SUMTER UTILITIES	71
3	MOUNTAIN CREEK CONTRACTORS	32
4	B M UNDERGROUND	32
5	DUKE ENERGY	13
6	MB HAYNES CORPORATION	12
7	TENNOCA CONSTRUCTION COMPANY	10
8	COMPORIUM	10
9	HAYNES ELECTRIC UTILITY CORPORATION	9
10	S&ME, INC	9

DAMAGES

DIRT Damage Information
Reporting Tool

CGA Common
Ground
Alliance



NOVEMBER Damages


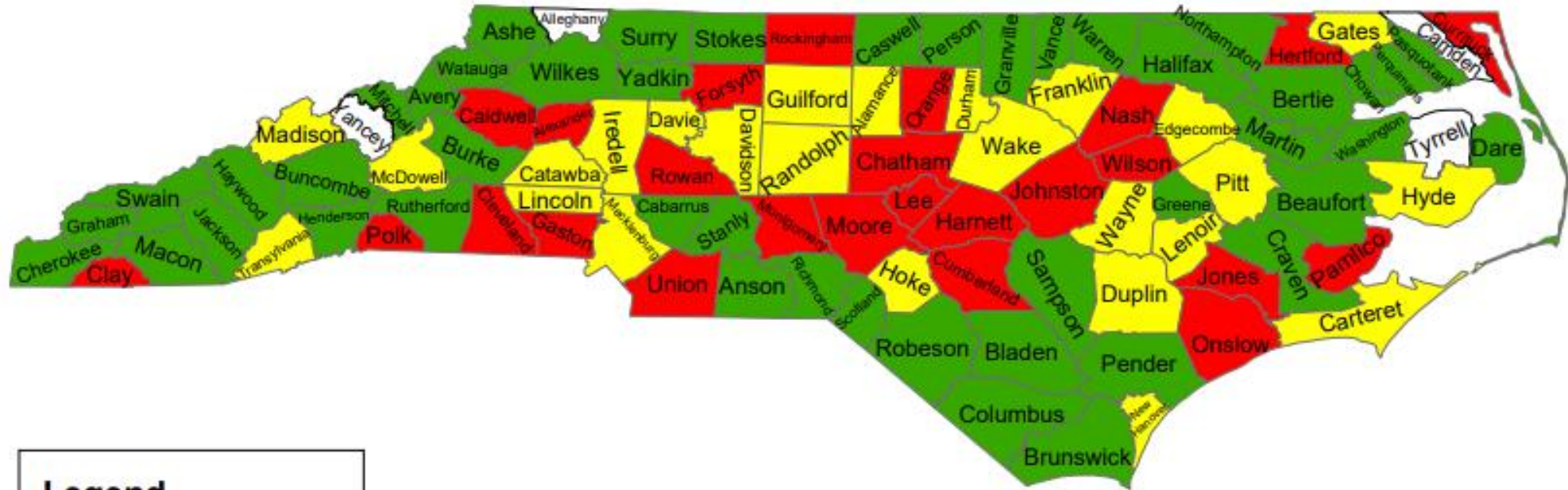
NC-Alamance	11
NC-Alexander	3
NC-Ashe	1
NC-Beaufort	1
NC-Bertie	1
NC-Bladen	3
NC-Brunswick	8
NC-Buncombe	16
NC-Burke	4
NC-Cabarrus	20
NC-Caldwell	2
NC-Carteret	8
NC-Catawba	21
NC-Chatham	14
NC-Clay	4
NC-Cleveland	9
NC-Columbus	2
NC-Craven	19
NC-Cumberland	36
NC-Currituck	8
NC-Dare	3
NC-Davidson	13

NC-Davie	6
NC-Duplin	6
NC-Durham	61
NC-Edgecombe	3
NC-Forsyth	31
NC-Franklin	6
NC-Gaston	19
NC-Guilford	19
NC-Harnett	22
NC-Henderson	11
NC-Hoke	4
NC-Hyde	1
NC-Iredell	18
NC-Johnston	50
NC-Lee	9
NC-Lenoir	3
NC-Lincoln	8
NC-McDowell	1
NC-Mecklenburg	171
NC-Moore	40
NC-Nash	9
NC-New Hanover	20
NC-Northampton	1
NC-Onslow	14
NC-Orange	16

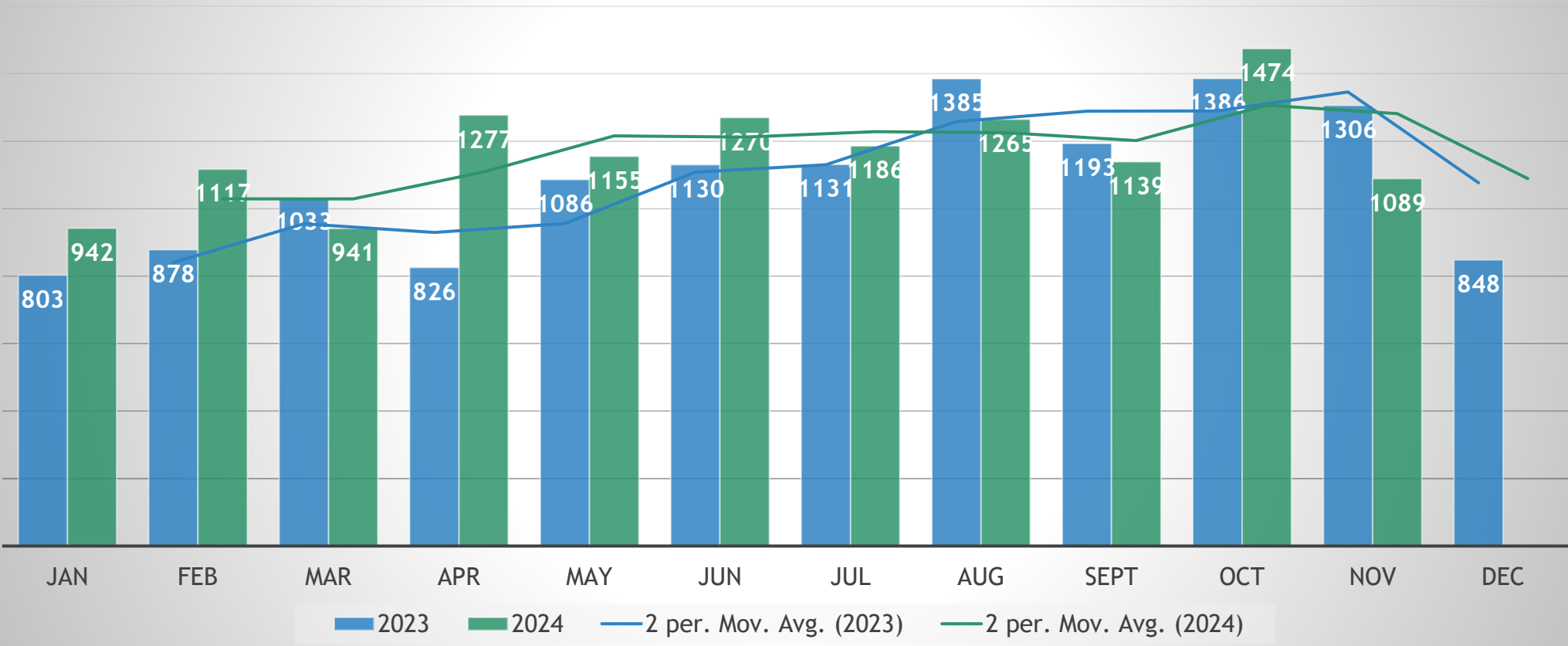
NC-Pamlico	8
NC-Pender	10
NC-Perquimans	2
NC-Person	1
NC-Pitt	19
NC-Polk	3
NC-Randolph	11
NC-Richmond	3
NC-Robeson	9
NC-Rockingham	5
NC-Rowan	13
NC-Rutherford	5
NC-Scotland	1
NC-Stanly	3
NC-Stokes	2
NC-Surry	1
NC-Union	60
NC-Wake	157
NC-Watauga	1
NC-Wayne	9
NC-Wilkes	3
NC-Wilson	6
NC-Yadkin	1

Grand Total 1,089

Damages Per 1,000 Transmissions



Damages in North Carolina 2024 vs 2023





UNDERGROUND DAMAGE PREVENTION REVIEW BOARD

UGDPRB – Overview of 11/20/2024 Cases

- 42 Cases on Agenda
- 12 – Issued Pipes Plus Training
- **\$59,500** issued in fines



Education team



Parrish Reddick
Piedmont Liaison



Steven Moore
Media Relations Specialist



Ann Rushing
Education Manager



Tami Groves
Southeast Liaison



Howard Corey
Eastern Liaison



Rory Phipps
Western Liaison



THANK YOU!

A copy of this presentation
is available at
www.ncucc.org



