





NC811 MONTHLY UPDATE  
JANUARY 2025

CARTERET COUNTY UCC



# ANNOUNCEMENTS

Annual notices are going out via email to update member information by January 31<sup>st</sup>, 2025. Please update any information including maps to stay current as possible.



Contact Lesley Brouillard in Member Services at [Lesley@nc811.org](mailto:Lesley@nc811.org) if you have any questions.





---

# UPCOMING MEETINGS

- **NC State UCC Meeting**  
January 14, 2025 at 10am  
NC811, 5009 High Point Road, Greensboro  
TEAMS MEETING: Visit the [ncucc.org](https://ncucc.org) calendar page for a link to the meeting.
  - **NCLRPC Meeting**  
January 15, 2025 at 11am  
NC811, 5009 High Point Road, Greensboro  
TEAMS MEETING: Visit the [ncucc.org](https://ncucc.org) calendar page for a link to the meeting.
  - **NC811 Board Meeting**  
January 17, 2025 at 8:30am  
Embassy Suites  
204 Centreport Drive, Greensboro, NC 27409
-



# CALENDAR

NC811 & NCUCC  
event calendars can  
be found on  
[nc811.org](http://nc811.org) or the  
nc811 app





## DATA INSIGHTS

---

Locate Requests

Transmissions

County ticket volume  
and distribution



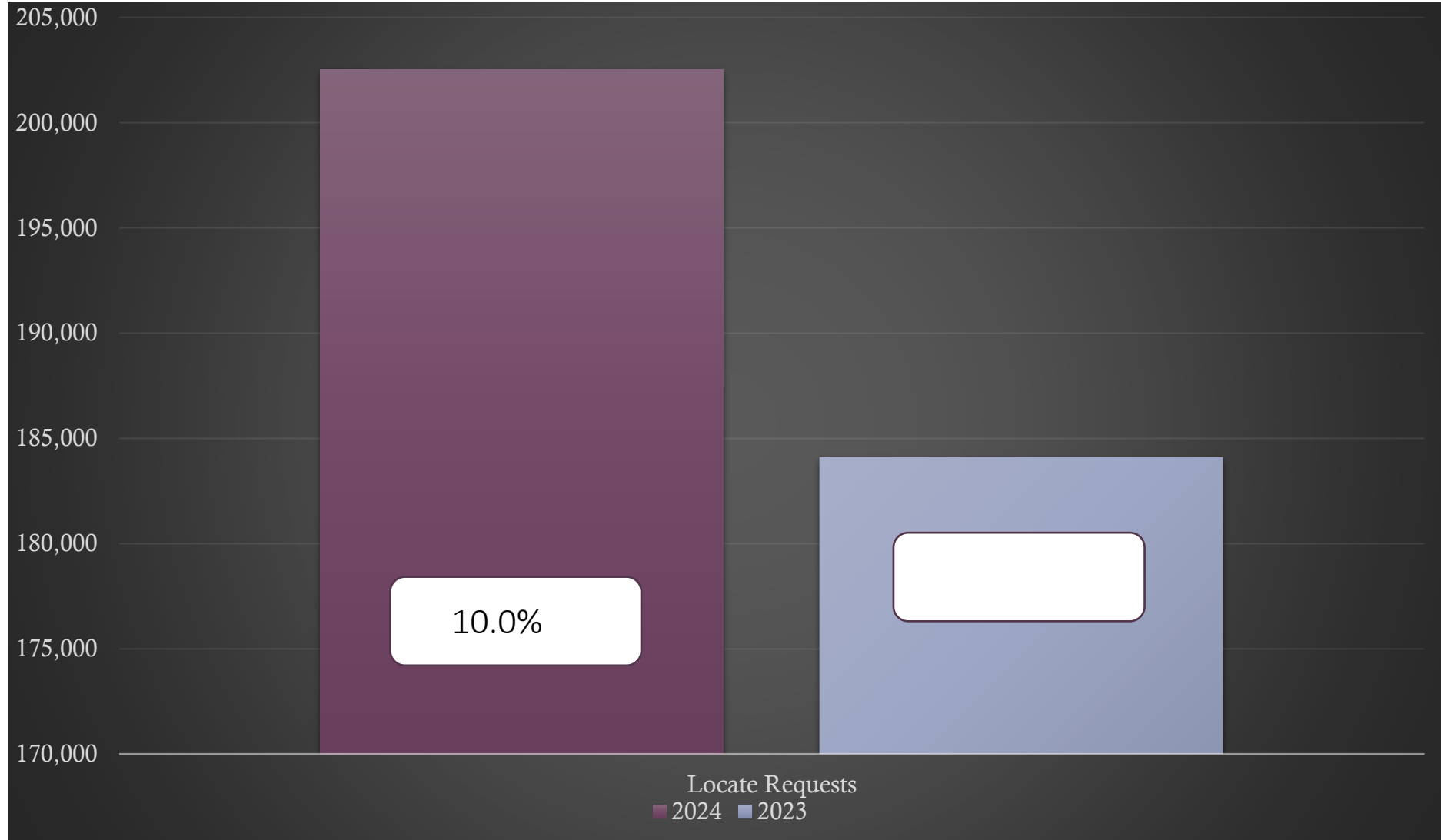


# Locate Requests for NC - Dec 24 vs 23

Dec. 2024 - 202,513  
Dec. 2023 - 184,086 = (10.0%)

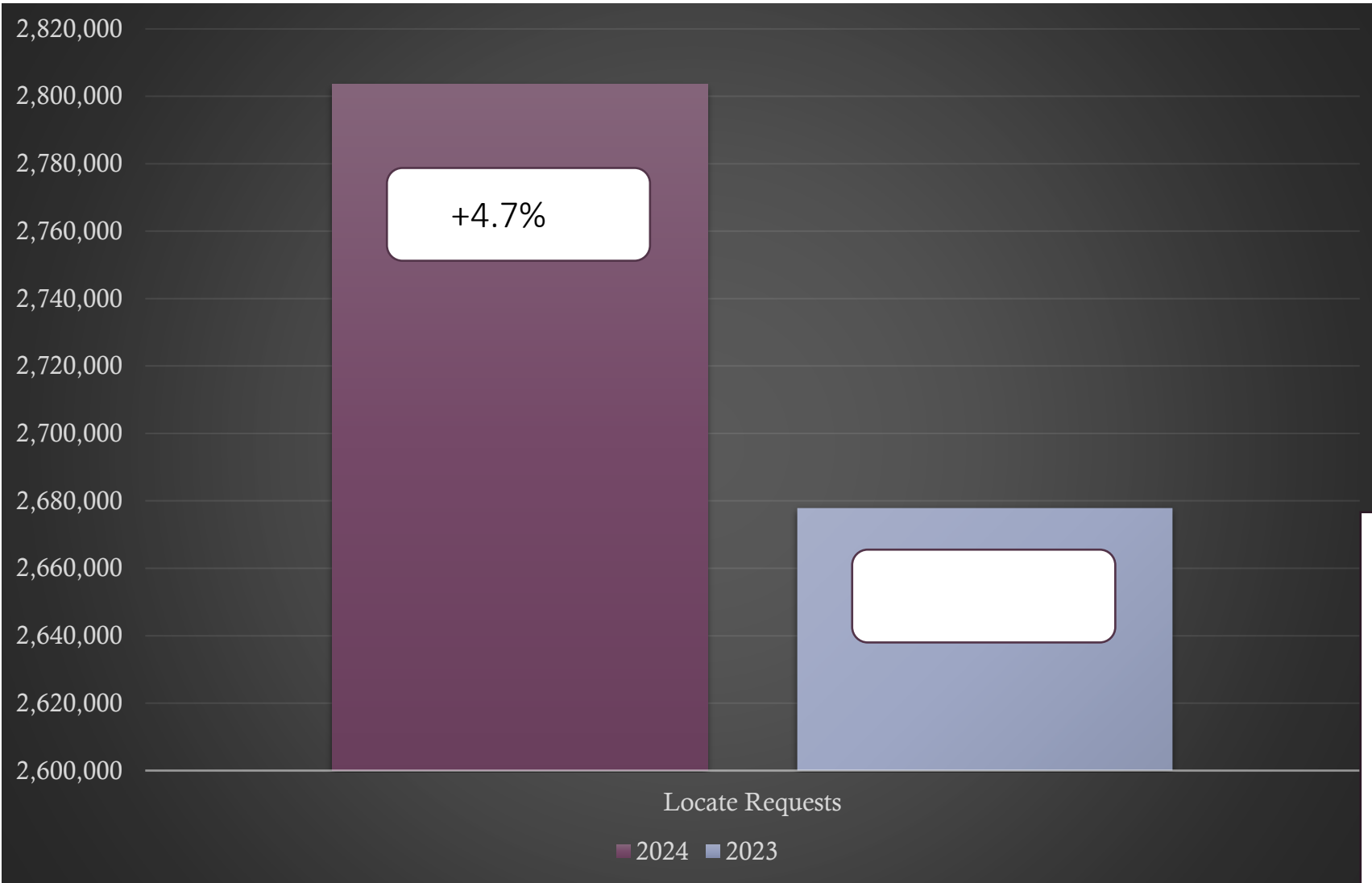

Updates for Dec 2024 - (68,367)  
= 33.8% of volume

Nov 2024 = 30.3% (3.5% Increase  
from the month before)  
YTD-885,266 (31.6%)





# Locate Requests for NC - YTD



Dec.2024 - 202,513 / 2023 -184,086=(10.0%)  
YTD 2024 - 2,803,579/ 2023 - 2,677,733= (+4.7%)

Updates for Dec 2024  
(68,367) = 3.8% of volume / Nov 2024 =30.3%  
(3.5% Increase from the month before)  
YTD-885,266 (31.6%)

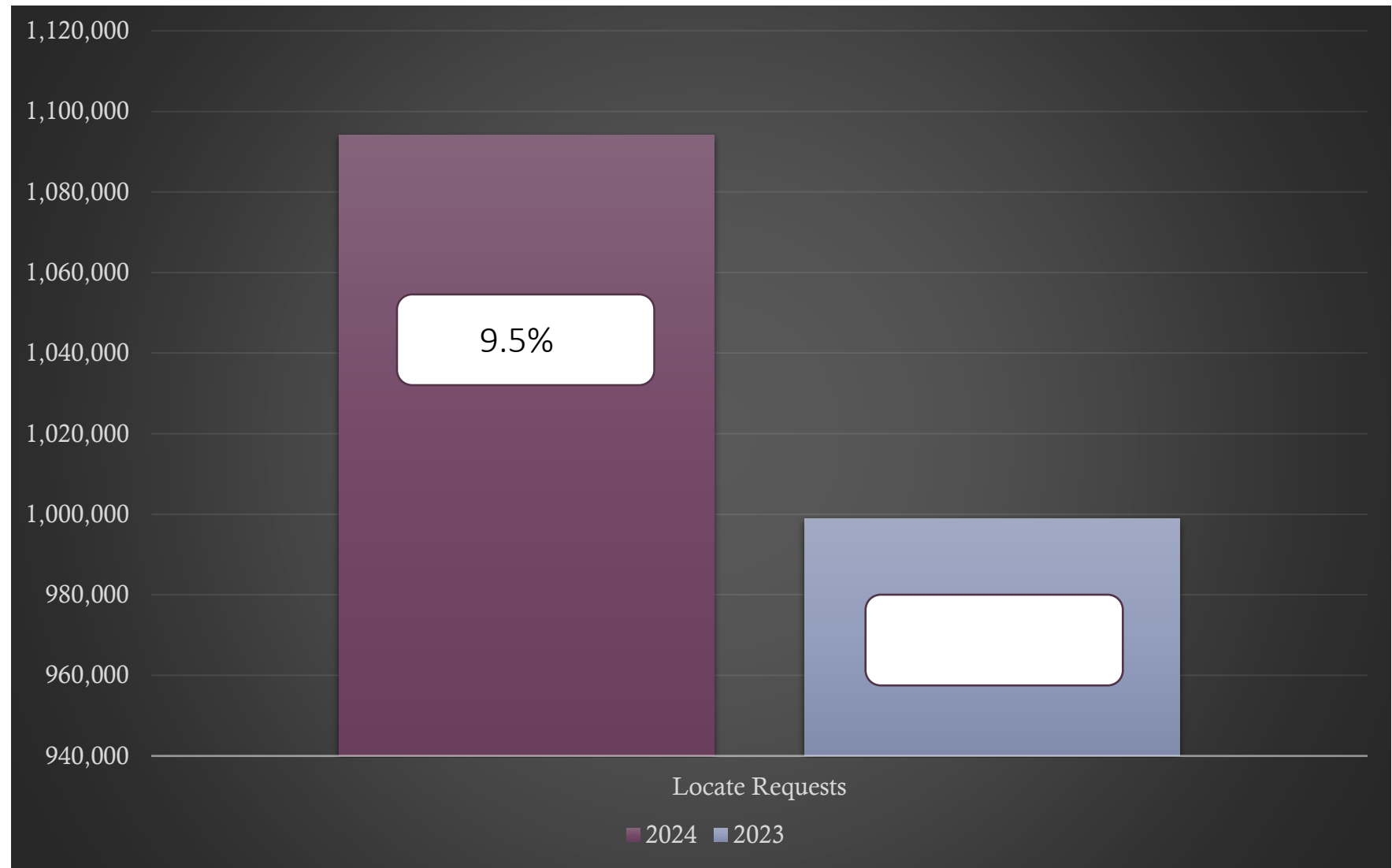




# Transmissions for NC – Dec 24 vs 23

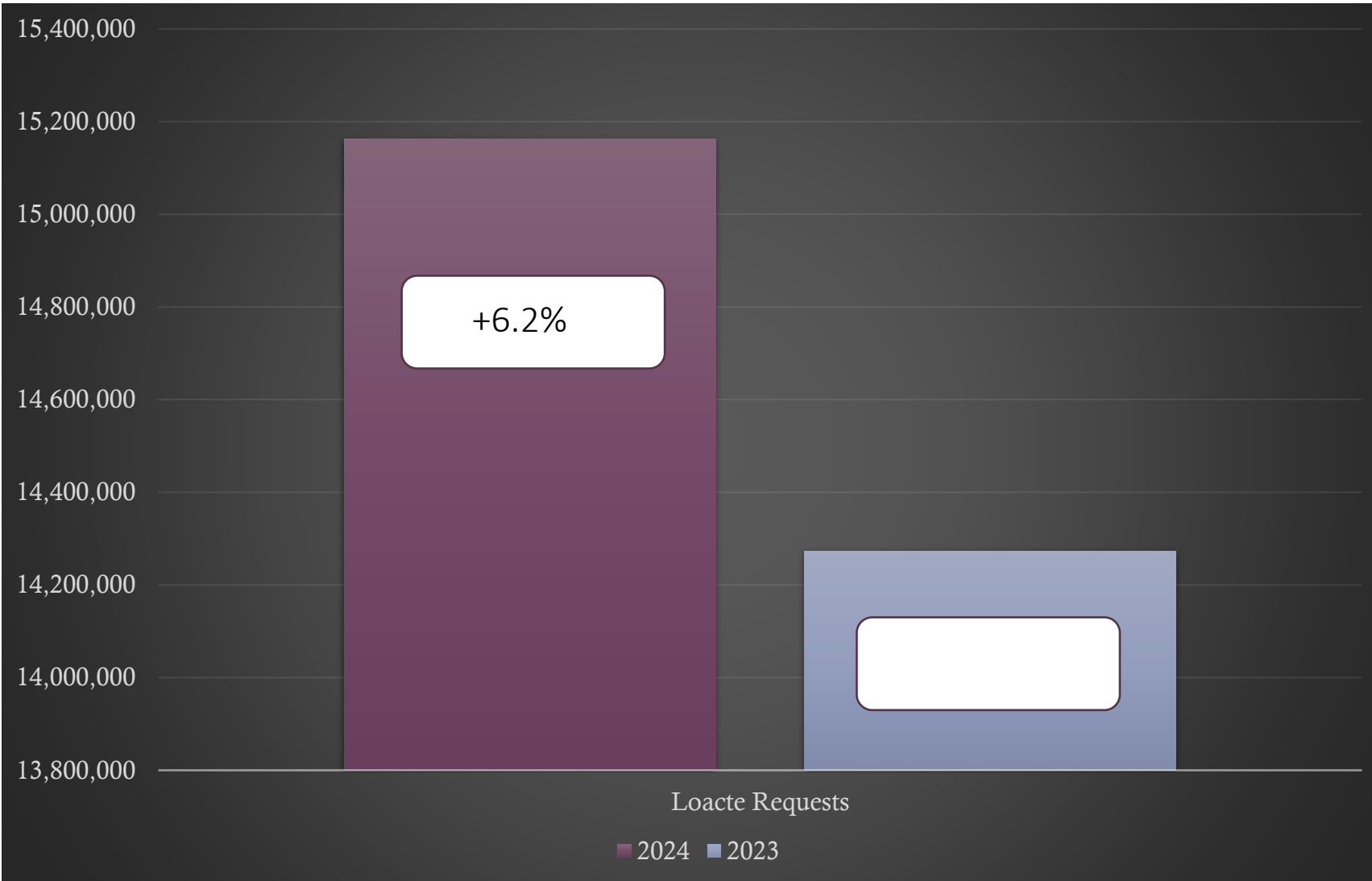


Transmissions MTD  
2024-1,094,058/2023-998,892= (9.5%)





# Transmissions for NC - YTD 2024



**Transmissions YTD**  
2024-15,163,299/ 2023-14,273,647= +6.2%



# COUNTY TICKET VOLUME

2024 VS 2023

<b>Carteret</b>	<b>3 HR</b>	<b>CNCL</b>	<b>NEW</b>	<b>RXMT</b>	<b>UPDT</b>	<b>TOTAL Tickets</b>
2023	45	14	885	11	200	1155
2024	40	9	860	21	183	1113
+/- Var	-11.1%	-35.7%	-2.8%	90.9%	-8.5%	-3.6%
		Avg Locates per Day				59



# COUNTY TICKET VOLUME

YTD VS PREVIOUS YEAR

<b>Carteret</b>	<b>3 HR</b>	<b>CNCL</b>	<b>NEW</b>	<b>RXMT</b>	<b>UPDT</b>	<b>TOTAL Tickets</b>
2023	759	105	11338	225	3611	16038
2024	807	201	12560	266	2990	16824
+/- Var	6.3%	91.4%	10.8%	18.2%	-17.2%	4.9%
		Avg Locates per Day				66



# COUNTY TICKET DISTRIBUTION - DECEMBER

County/Place	12 Dec
<b>CARTERET</b>	<b>1113</b>
ATLANTIC	8
ATLANTIC BEACH	46
<b>BEAUFORT</b>	<b>236</b>
BOGUE	4
BROAD CREEK	2
CAPE CARTERET	35
CEDAR ISLAND	1
CEDAR POINT	25
DAVIS	6
EMERALD ISLE	86
GLOUCESTER	6
HARKERS ISLAND	13
INDIAN BEACH	1

MARSHALLBERG	1
MERRIMON	1
<b>MOREHEAD CITY</b>	<b>273</b>
<b>NEWPORT</b>	<b>276</b>
OCEAN	1
OTWAY	1
PELETIER	37
PINE KNOLL SHORES	15
SMYRNA	23
SOUTH RIVER	1
STELLA	14
STRAITS	1



## Top 10 Callers for - Carteret

Rank	Name	Totals
1	LAMBERTS CABLE SPLICING, LLC	110
2	MUDD INVESTMENTS	107
3	LAMBERTS CABLE SPLICING, LLC	57
4	CARTERET CRAVEN EMC	50
5	ADVANCED TECH SOLUTION	37
6	GAC ENTERPRISES, LLC	36
7	KNIGHT BROADBAND, LLC	32
8	AROD UNDERGROUND INC	32
9	RIVER CITY CONSTUCTION	28
10	MID ATLANTIC CABLE SOLUTIONS	26

# DAMAGES

**DIRT** Damage Information  
Reporting Tool





# December Damages

ALAMANCE	7
ALEXANDER	0
ALLEGHANY	0
ANSON	1
ASHE	1
AVERY	1
BEAUFORT	0
BERTIE	1
BLADEN	0
BRUNSWICK	10
BUNCOMBE	8
BURKE	1
CABARRUS	16
CALDWELL	3
CAMDEN	0
<b>CARTERET</b>	<b>9</b>
CASWELL	0
CATAWBA	13
CHATHAM	14
CHEROKEE	1
CHOWAN	0
CLAY	0
CLEVELAND	7
COLUMBUS	4

CRAVEN	3
CUMBERLAND	34
CURRITUCK	1
DARE	11
DAVIDSON	8
DAVIE	4
DUPLIN	4
DURHAM	48
EDGECOMBE	0
FORSYTH	19
FRANKLIN	6
GASTON	16
GATES	0
GRAHAM	0
GRANVILLE	2
GREENE	2
GUILFORD	22
HALIFAX	0
HARNETT	11
HAYWOOD	3
HENDERSON	3
HERTFORD	2
HOKE	3
HYDE	0
IREDELL	14


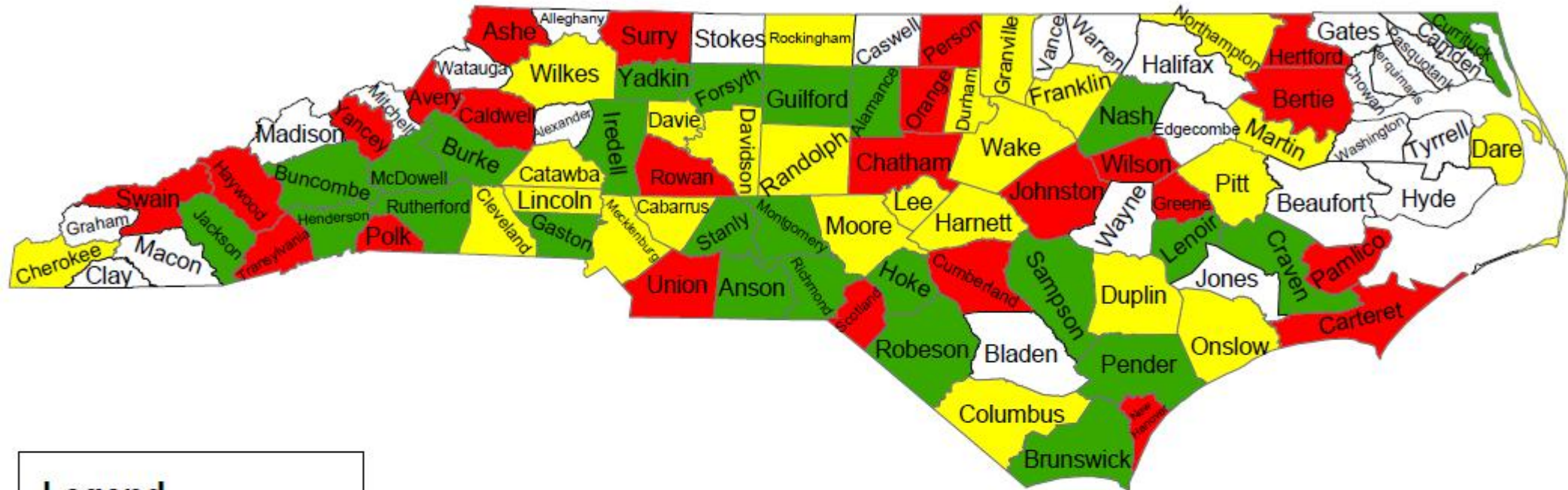
JACKSON	1
JOHNSTON	31
JONES	0
LEE	6
LENOIR	3
LINCOLN	7
MACON	0
MADISON	0
MARTIN	1
MCDOWELL	1
MECKLENBURG	121
MITCHELL	0
MONTGOMERY	2
MOORE	18
NASH	3
NEW HANOVER	28
NORTHAMPTON	1
ONSLow	13
ORANGE	36
PAMLICO	1
PASQUOTANK	0
PENDER	5
PERQUIMANS	0
PERSON	3
PITT	12

POLK	2
RANDOLPH	7
RICHMOND	2
ROBESON	7
ROCKINGHAM	5
ROWAN	15
RUTHERFORD	2
SAMPSON	3
SCOTLAND	2
STANLY	1
STOKES	0
SURRY	6
SWAIN	1
TRANSYLVANIA	7
TYRRELL	0
UNION	50
VANCE	0
WAKE	120
WARREN	0
WASHINGTON	0
WATAUGA	0
WAYNE	0
WILKES	2
WILSON	3
YADKIN	1
YANCEY	1

**Grand Total 843**

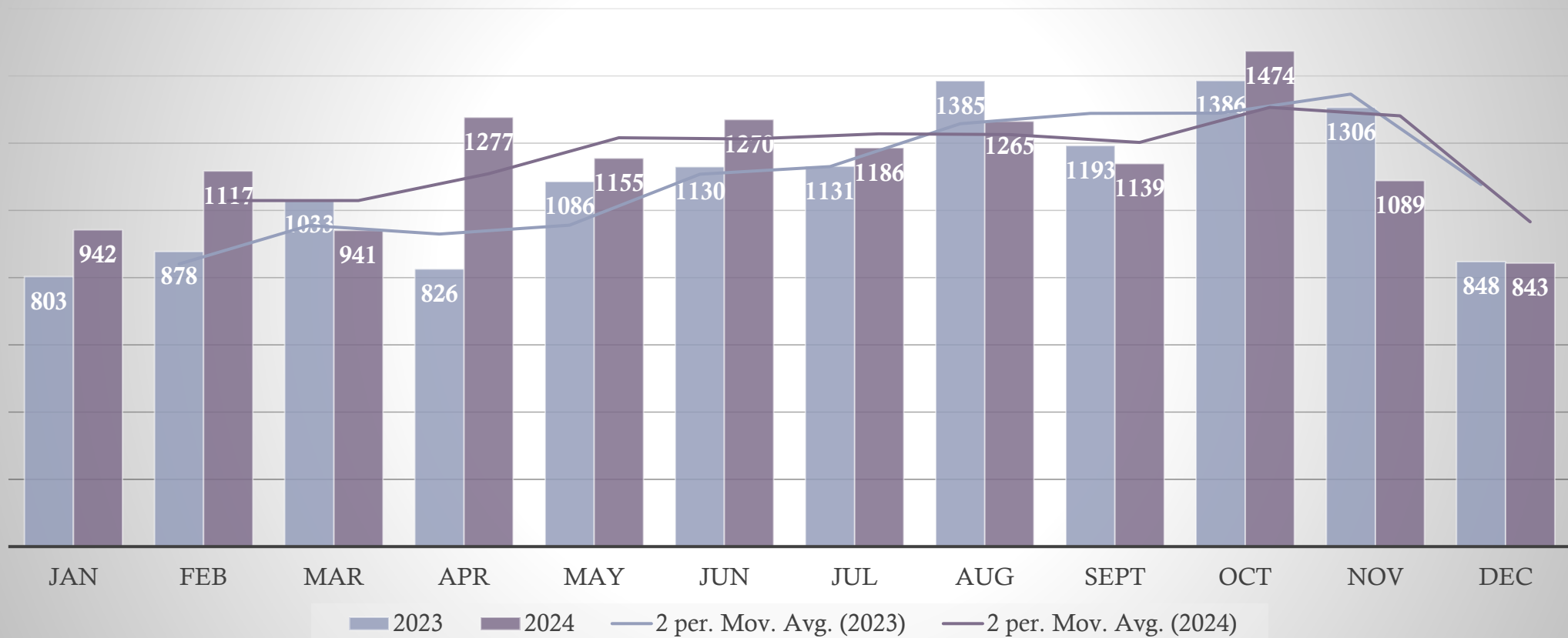


# Damages Per 1,000 Transmissions





## Damages in North Carolina 2024 vs 2023





# EDUCATION TEAM



Parrish Reddick  
Piedmont Liaison



Steven Moore  
Media Relations  
Specialist



Ann Rushing  
Education  
Manager



Tami Groves  
Southeast  
Liaison



Howard  
Corey  
Eastern Liaison



Rory Phipps  
Western Liaison



# THANK YOU!

A copy of this presentation  
is available at  
[www.ncucc.org](http://www.ncucc.org)

