



Monthly Update

December 2024

Kerr Lake UCC

Upcoming meetings

- **NC State UCC Meeting**
January 14, 2025 at 10am
NC811, 5009 High Point Road, Greensboro
TEAMS MEETING: Visit the ncucc.org calendar page for a link to the meeting.
- **NCLRPC Meeting**
January 15, 2025 at 11am
NC811, 5009 High Point Road, Greensboro
TEAMS MEETING: Visit the ncucc.org calendar page for a link to the meeting.
- **NC811 Board Meeting**
January 17, 2025 at 8:30am
Embassy Suites
204 Centreport Drive, Greensboro, NC 27409





Christmas Eve, Christmas, Day after Christmas and New Years Day Dec. 24, 25, 26 & Jan. 1

State Holidays are excluded from and not part of the three (3) working day notice, nor are they part of the life of the ticket in accordance with the NC General Statutes. NC811, Inc. will only process the following notifications on State Holidays: Emergencies, Damages, and 3-Hour Notices. NC811, Inc. is open and will accept and process all notifications on Observed Holidays which are indicated by an asterisk (*).





CALENDAR

NC811 & NCUCC
event calendars can
be found on nc811.org
or the nc811 app



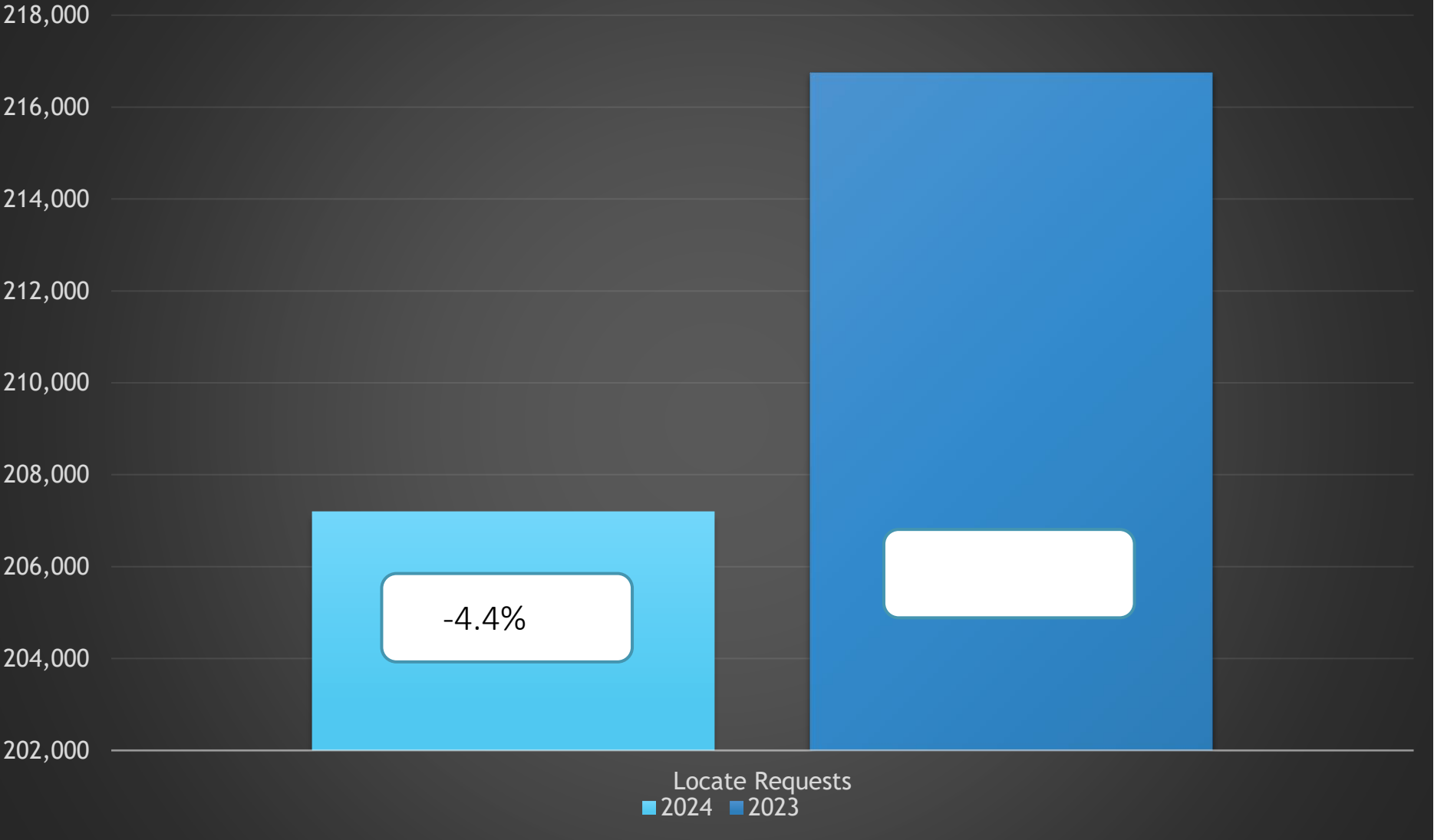


NC811 Data Insights

- ✓ Locate requests
- ✓ Transmissions
- ✓ County ticket volume and distribution




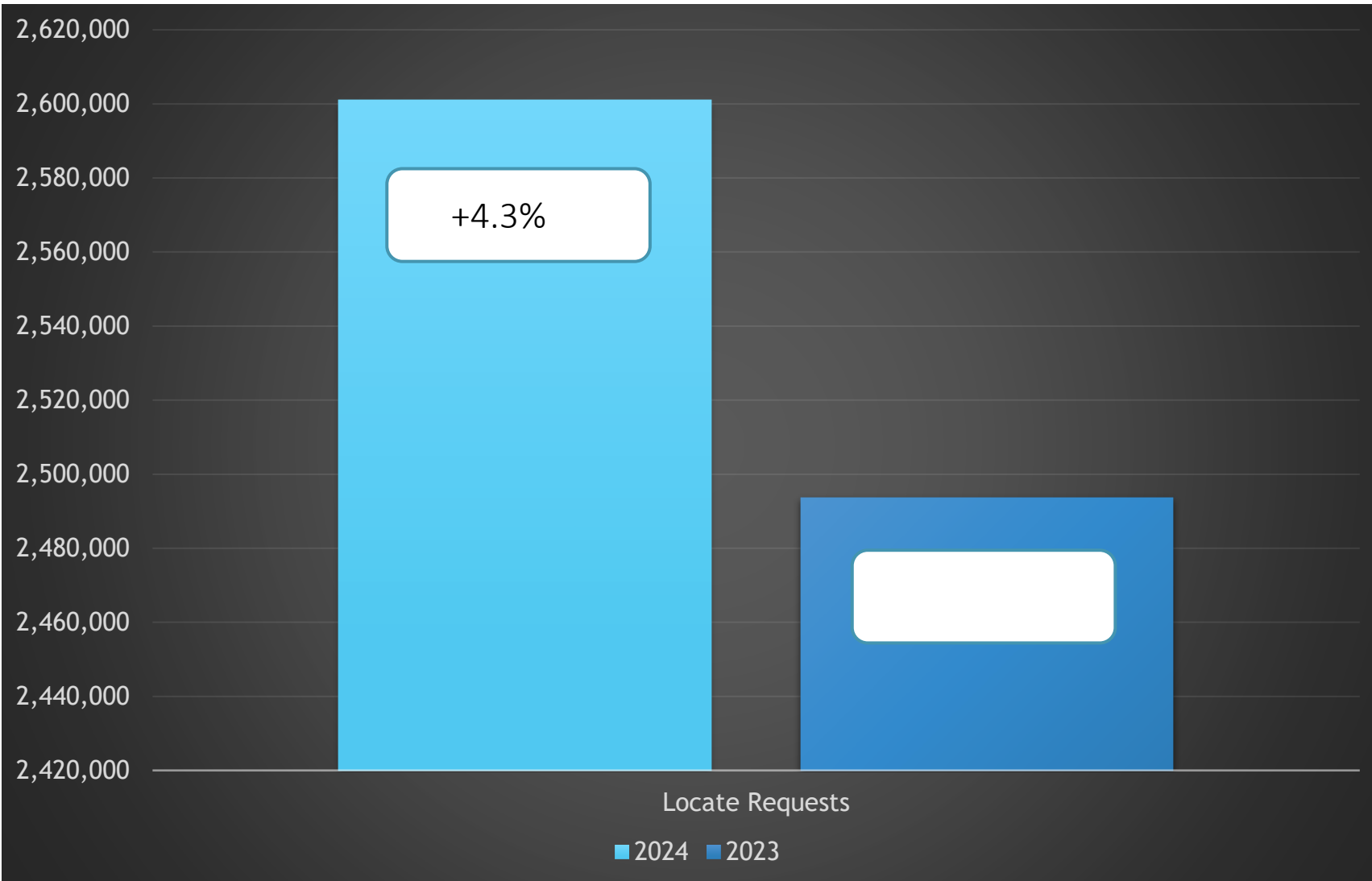
Locate Requests for NC - Nov 24 vs 23



MTD Nov. 2024 - 207,189 / 2023 - 216,739=(-4.4%)
YTD 2024 - 2,601,066 / 2023 - 2,493,647= +4.3%

Updates for Nov 2024 - (62,813) = 30.3% of volume / Oct 2024 = 31.2% (0.9% Decrease from the month before)

Locate Requests for NC - YTD



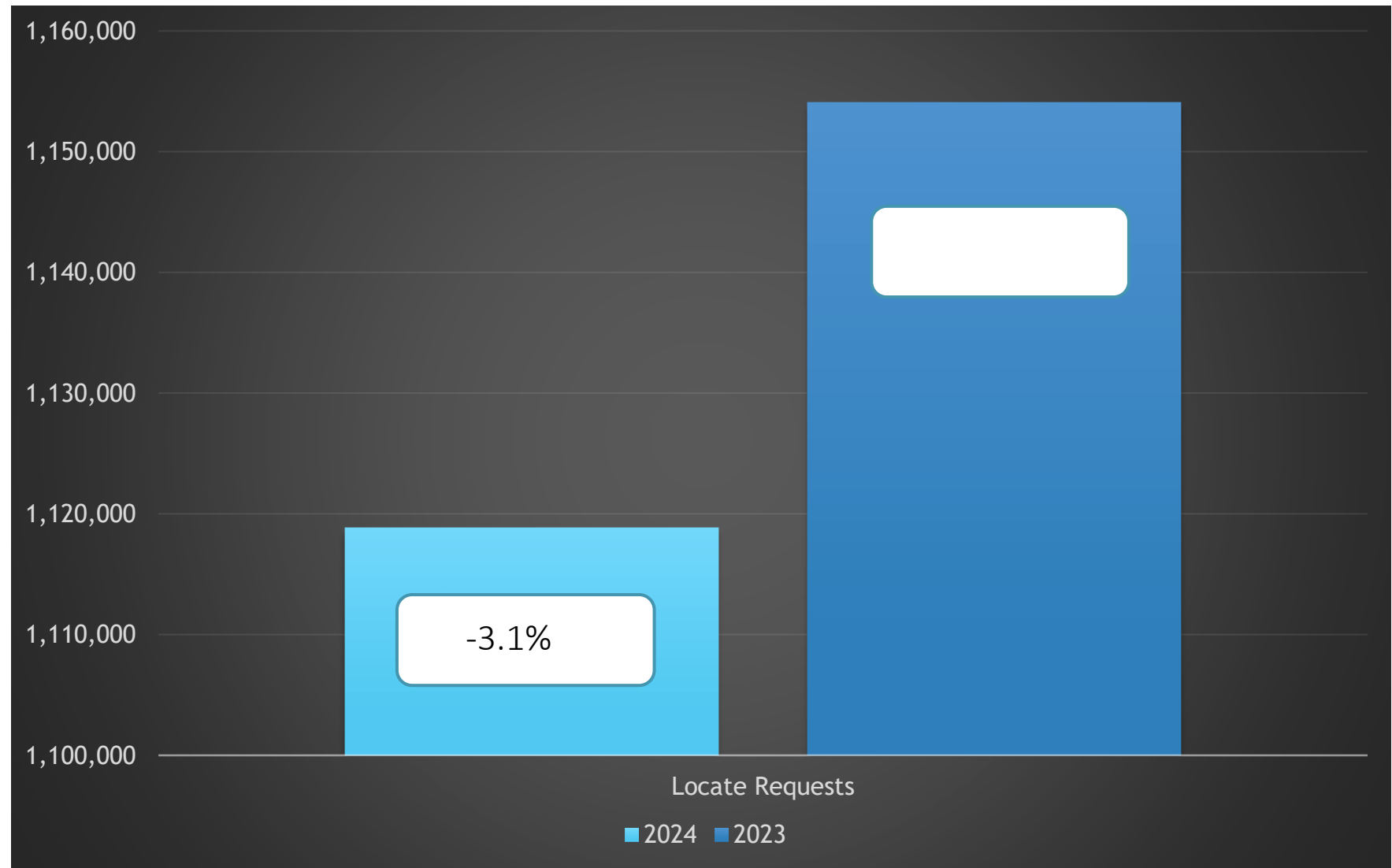
MTD Nov. 2024 - 207,189 / 2023 - 216,739=(-4.4%)
YTD 2024 - 2,601,066/ 2023 - 2,493,647= +4.3%

Updates for Nov 2024 - (62,813) = 30.3% of volume / Oct 2024 = 31.2% (0.9% Decrease from the month before)

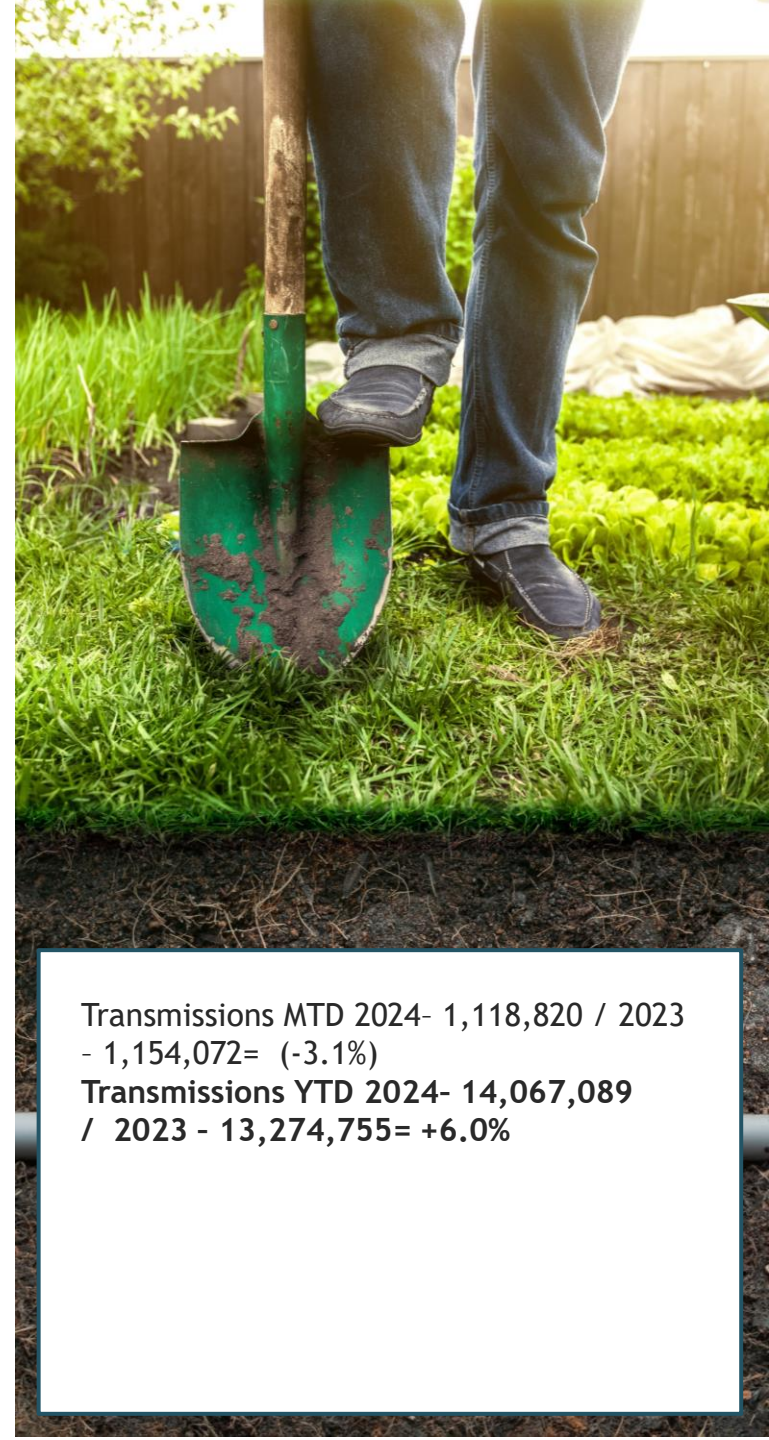
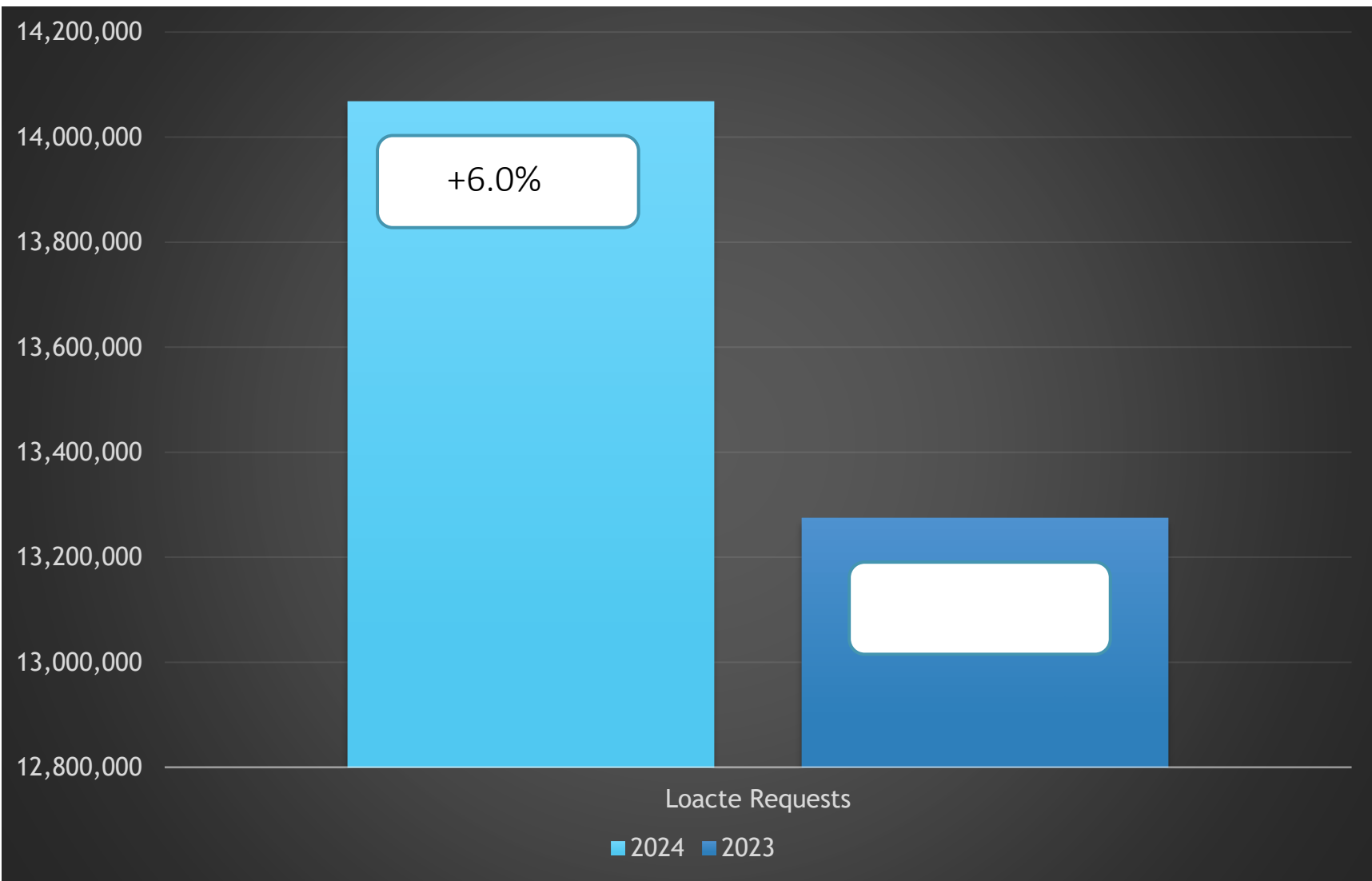


Transmissions for NC - Nov 24 vs 23

Transmissions MTD 2024- 1,118,820 /
2023 - 1,154,072= (-3.1%)
Transmissions YTD 2024- 14,067,089
/ 2023 - 13,274,755= +6.0%



Transmissions for NC - YTD 2024



Transmissions MTD 2024- 1,118,820 / 2023 - 1,154,072= (-3.1%)
Transmissions YTD 2024- 14,067,089 / 2023 - 13,274,755= +6.0%

County ticket Volume

2024 VS 2023

Vance	3 HR	CNCL	NEW	RXMT	UPDT	TOTAL Tickets
2023	31	3	377	20	59	490
2024	11	4	357	5	50	427
+/- Var	-64.5%	33.3%	-5.3%	-75.0%	-15.3%	-12.9%
			Avg Locates per Day			19

County ticket Volume

2024 VS 2023

Warren	3 HR	CNCL	NEW	RXMT	UPDT	TOTAL Tickets
2023	12	1	163	4	24	204
2024	22	14	950	26	73	1085
+/- Var	83.3%	1300.0%	482.8%	550.0%	204.2%	431.9%
			Avg Locates per Day			47

County ticket Volume

2024 VS 2023

Franklin	3 HR	CNCL	NEW	RXMT	UPDT	TOTAL Tickets
2023	22	11	919	19	450	1421
2024	39	27	1073	10	324	1473
+/- Var	77.3%	145.5%	16.8%	-47.4%	-28.0%	3.7%
			Avg Locates per Day			64

County ticket Volume

2024 VS 2023

Granville	3 HR	CNCL	NEW	RXMT	UPDT	TOTAL Tickets
2023	26	14	471	16	137	664
2024	8	5	486	19	121	639
+/- Var	-69.2%	-64.3%	3.2%	18.8%	-11.7%	-3.8%
			Avg Locates per Day			28

County ticket Volume

YTD VS PREVIOUS YEAR

Vance	3 HR	CNCL	NEW	RXMT	UPDT	TOTAL Tickets
2023	189	52	3893	122	1139	5395
2024	327	48	5144	127	1272	6918
+/- Var	73.0%	-7.7%	32.1%	4.1%	11.7%	28.2%
			Avg Locates per Day			30

County ticket Volume

YTD VS PREVIOUS YEAR

Warren	3 HR	CNCL	NEW	RXMT	UPDT	TOTAL Tickets
2023	185	28	2381	122	1051	3767
2024	138	33	3505	73	659	4408
+/- Var	-25.4%	17.9%	47.2%	-40.2%	-37.3%	17.0%
			Avg Locates per Day			19

County ticket Volume

YTD VS PREVIOUS YEAR

Franklin	3 HR	CNCL	NEW	RXMT	UPDT	TOTAL Tickets
2023	341	205	11621	208	4565	16940
2024	426	183	11681	193	4294	16777
+/- Var	24.9%	-10.7%	0.5%	-7.2%	-5.9%	-1.0%
			Avg Locates per Day			73

County ticket Volume

YTD VS PREVIOUS YEAR

Granville	3 HR	CNCL	NEW	RXMT	UPDT	TOTAL Tickets
2023	293	93	5555	161	1885	7987
2024	233	108	6528	119	1401	8389
+/- Var	-20.5%	16.1%	17.5%	-26.1%	-25.7%	5.0%
			Avg Locates per Day			36

County ticket distribution - NOVEMBER

VANCE	427
ADCOCK CROSSROADS	2
BULLOCKSVILLE	2
DABNEY	3
DREWRY	2
HENDERSON	331
JACKSONTOWN	1
KERR RESERVOIR	1
KITTRELL	13
MIDDLEBURG	28
NORTH HENDERSON	1
SOUTH HENDERSON	1
TOWNSVILLE	20
WATKINS	1
WILLIAMSBORO	21

County ticket distribution - NOVEMBER

WARREN	1085
AFTON	4
ARCOLA	1
AXTELL	2
CHURCH HILL	2
CREEK	1
ELAMS	11
EPWORTH	4
FIVE FORKS	1
LIBERIA	4
MACON	28
MANSON	67
NORLINA	155
PARKTOWN	1
VAUGHAN	13
WARRENTON	789
WISE	2

County ticket distribution - NOVEMBER

FRANKLIN	1473
ALERT	4
BUNN	103
CENTERVILLE	16
DADDYSVILLE	6
FIVE POINTS	2
FRANKLINTON	372
HARRIS CROSSROADS	1
LOUISBURG	350
MAYS CROSSROADS	8
NEW HOPE	16
PILOT	1
RILEY	1
SEVEN PATHS	21
SOCIAL PLAINS	1
WAKE FOREST	28
WHITE LEVEL	2
YOUNGSVILLE	541

County ticket distribution - NOVEMBER

GRANVILLE	639
BELLTOWN	2
BEREA	2
BULLOCK	14
BUTNER	78
CREEDMOOR	110
FAIRPORT	4
GRISSOM	13
KINTON FORK	2
OXFORD	291
STEM	98
STOVALL	11
WILTON	14

Top 10 Callers for -

Vance	Name	Totals
1	LAMBERTS CABLE SPLICING LLC	73
2	R G COMMUNICATIONS INC	72
3	MASTEC	67
4	OCT COMMUNICATION, LLC	20
5	NCDOT	15
6	CITY OF HENDERSON	11
7	ALLEN UNDERGROUND	10
8	DUKE ENERGY	8
9	CARDINAL CIVIL CONTRACTING	8
10	MASTEC	7
11	VANCE COUNTY SCHOOLS	6

Top 10 Callers for -

Warren	Name	Totals
1	MB UTILITY, LLC	777
2	R G COMMUNICATIONS INC	109
3	NATIONAL ON DEMAND	44
4	MASTEC	21
5	WARREN COUNTY PUBLIC UTILITIES	19
6	LAMBERTS CABLE SPLICING LLC	14
7	UTILITY LINE CONSTRUCTION SERVICES	9
8	DUKE ENERGY	6
9	NCDOT	5
10	OCT COMMUNICATION, LLC	4

Top 10 Callers for -

Franklin	Name	Totals
1	MASTEC	230
2	LAMBERTS CABLE SPLICING LLC	147
3	R G COMMUNICATIONS INC	125
4	THE EROSION COMPANY	88
5	WAKE ELECTRICAL MEMBERSHIP	86
6	UTILITY LINE CONSTRUCTION SERVICES	67
7	MB UTILITY, LLC	49
8	BAREFOOT COMMUNICATIONS INC	33
9	INFRASTRUCTURE TECHNOLOGY SERVICES	30
10	PIKE ELECTRIC	30

Top 10 Callers for -

Granville	name	Totals
1	R G COMMUNICATIONS INC	110
2	MB UTILITY, LLC	92
3	MASTEC	64
4	LAMBERTS CABLE SPLICING LLC	32
5	OCT COMMUNICATION, LLC	26
6	B & G PIPELINE	21
7	WAKE ELECTRICAL MEMBERSHIP	20
8	MASTEC	15
9	WHITE'S PLUMBING & ELECTRICAL, LLC	11
10	RG COMMUNICATIONS INC	9

DAMAGES

DIRT Damage Information
Reporting Tool

CGA Common
Ground
Alliance



NOVEMBER Damages

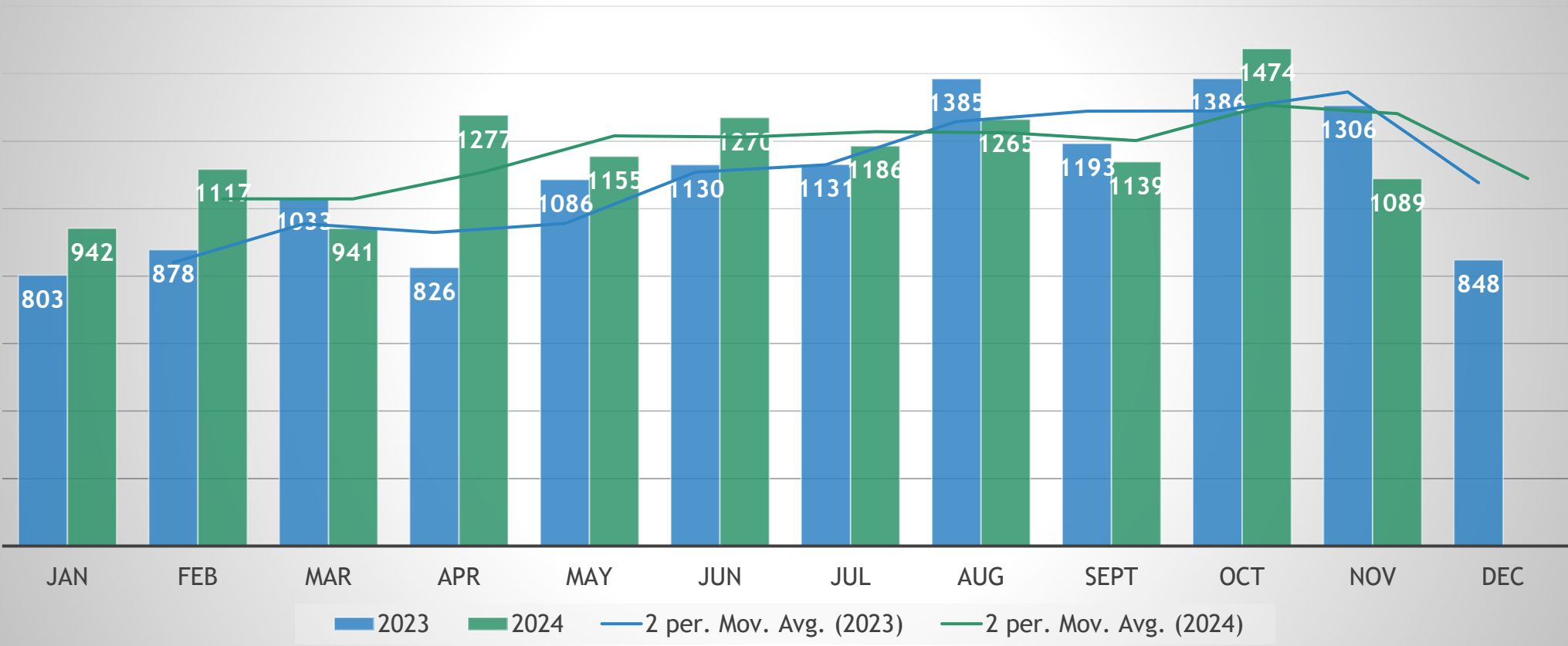
NC-Alamance	11
NC-Alexander	3
NC-Ashe	1
NC-Beaufort	1
NC-Bertie	1
NC-Bladen	3
NC-Brunswick	8
NC-Buncombe	16
NC-Burke	4
NC-Cabarrus	20
NC-Caldwell	2
NC-Carteret	8
NC-Catawba	21
NC-Chatham	14
NC-Clay	4
NC-Cleveland	9
NC-Columbus	2
NC-Craven	19
NC-Cumberland	36
NC-Currituck	8
NC-Dare	3
NC-Davidson	13

NC-Davie	6
NC-Duplin	6
NC-Durham	61
NC-Edgecombe	3
NC-Forsyth	31
NC-Franklin	6
NC-Gaston	19
NC-Guilford	19
NC-Harnett	22
NC-Henderson	11
NC-Hoke	4
NC-Hyde	1
NC-Iredell	18
NC-Johnston	50
NC-Lee	9
NC-Lenoir	3
NC-Lincoln	8
NC-McDowell	1
NC-Mecklenburg	171
NC-Moore	40
NC-Nash	9
NC-New Hanover	20
NC-Northampton	1
NC-Onslow	14
NC-Orange	16

NC-Pamlico	8
NC-Pender	10
NC-Perquimans	2
NC-Person	1
NC-Pitt	19
NC-Polk	3
NC-Randolph	11
NC-Richmond	3
NC-Robeson	9
NC-Rockingham	5
NC-Rowan	13
NC-Rutherford	5
NC-Scotland	1
NC-Stanly	3
NC-Stokes	2
NC-Surry	1
NC-Union	60
NC-Wake	157
NC-Watauga	1
NC-Wayne	9
NC-Wilkes	3
NC-Wilson	6
NC-Yadkin	1

Grand Total 1,089

Damages in North Carolina 2024 vs 2023





UNDERGROUND DAMAGE PREVENTION REVIEW BOARD

UGDPRB – Overview of 11/20/2024 Cases

- 42 Cases on Agenda
- 12 – Issued Pipes Plus Training
- **\$59,500** issued in fines



Education team



Parrish Reddick
Piedmont Liaison



Steven Moore
Media Relations Specialist



Ann Rushing
Education Manager



Tami Groves
Southeast Liaison



Howard Corey
Eastern Liaison



Rory Phipps
Western Liaison



THANK YOU!

A copy of this presentation
is available at
www.ncucc.org



Kerr Lake UCC

12/3/2024

1. Parrish Reddick NC811, 336-707-4528, parrish@nc811.org
2. Mike Duhadaway Frontier Natural Gas mduhadaway@frontiernaturalgas.com 252-213-2237
3. Preston Fisher NCDOT pafisher@ncdot.gov 252-598-5100
4. Michael Boles / Frontier natural gas Mboles@frontiernaturalgas.com
5. -Steidrick Baker- City of Oxford steidrick.baker@oxfordnc.org 919-603-1118