



HAPPY
Thanksgiving

MONTHLY UPDATE -NOVEMBER 2024

LOWER CAPE FEAR UCC

WNCStrong Coat Donation Campaign

Join the #WNCStrong Coat Donation Campaign!

Our Western communities have been deeply affected by Hurricane Helene, and as winter approaches, we need your help to keep our children warm. Join the WNCStrong Coat Donation Campaign! Our goal is to collect 500 kids' coats to ensure that every child in our community stays warm this winter.

Make your donation now until Nov. 25, 2024

Sponsored by:



Upcoming meetings

- **NC State UCC Meeting**
Tuesday, Nov. 12 from 10 to 12
Enbridge (formerly Dominion Energy)
1801 Trinity Church Road, Concord, NC
- **Underground Damage Prevention Review Board**
Tuesday, Nov. 19 from 10 until
NC811 Events Center, Greensboro
- **Locate Resolution Partnership Committee**
Wednesday, Nov. 20 from 11 to 1
NC811 Events Center, Greensboro
<https://ncucc.org/locate-resolution-partnership-committee/>





Thanksgiving and The Day After Thanksgiving Nov. 28 and the 29*

State Holidays are excluded from and not part of the three (3) working day notice, nor are they part of the life of the ticket in accordance with the NC General Statutes. NC811, Inc. will only process the following notifications on State Holidays: Emergencies, Damages, and 3-Hour Notices. NC811, Inc. is open and will accept and process all notifications on Observed Holidays which are indicated by an asterisk (*).

ATC's 20th Annual Tower Lighting

December 4, 2024, 7:00 pm - 8:30 pm

American Tobacco Campus

345 Blackwell St, Durham, NC 27701





CALENDAR

NC811 & NCUCC
event calendars can
be found on nc811.org
or the nc811 app



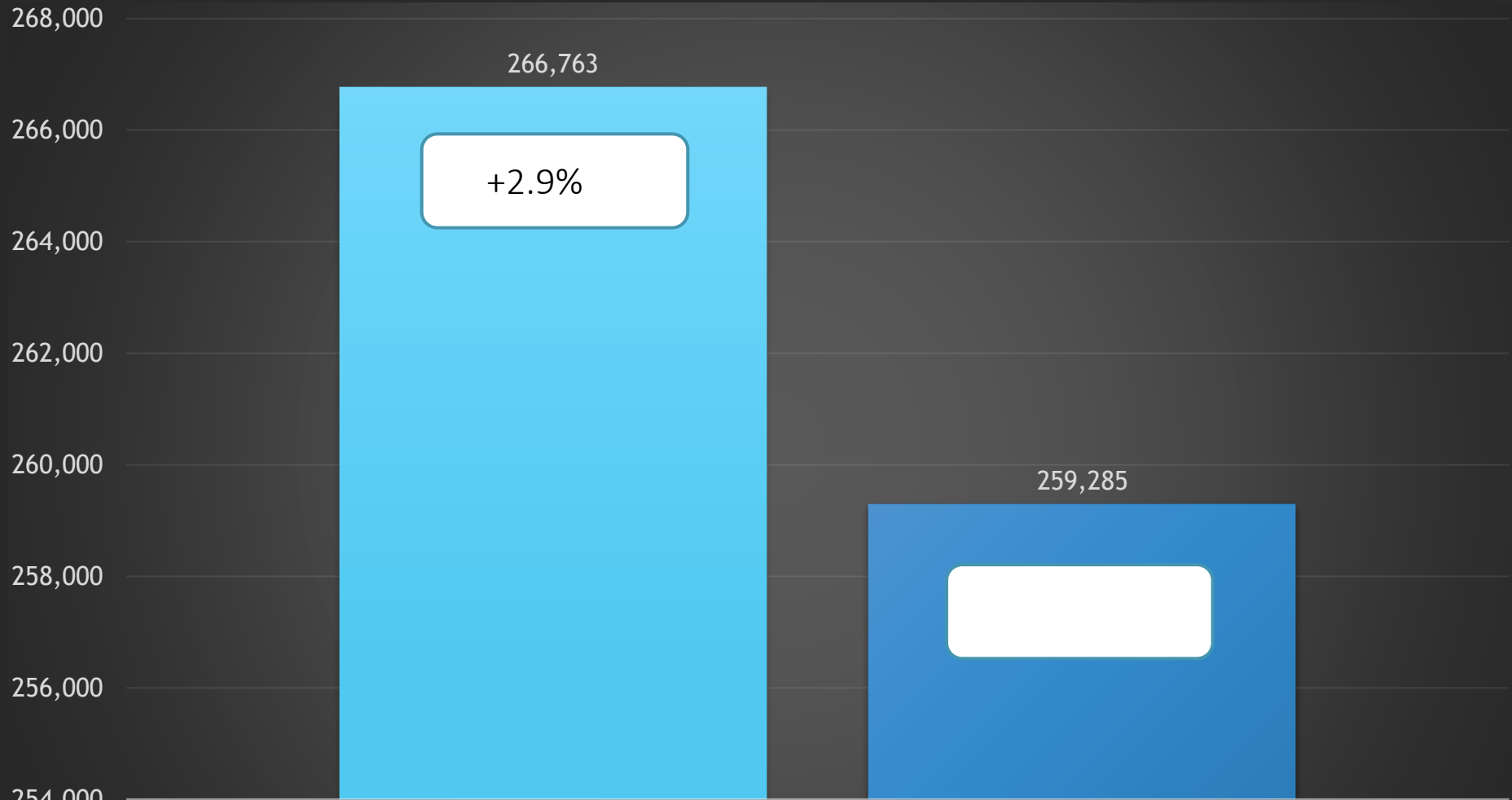
NC811 Data Insights

- ✓ Locate requests
- ✓ Transmissions
- ✓ County ticket volume and distribution





Locate Requests for NC - Oct 24 vs 23



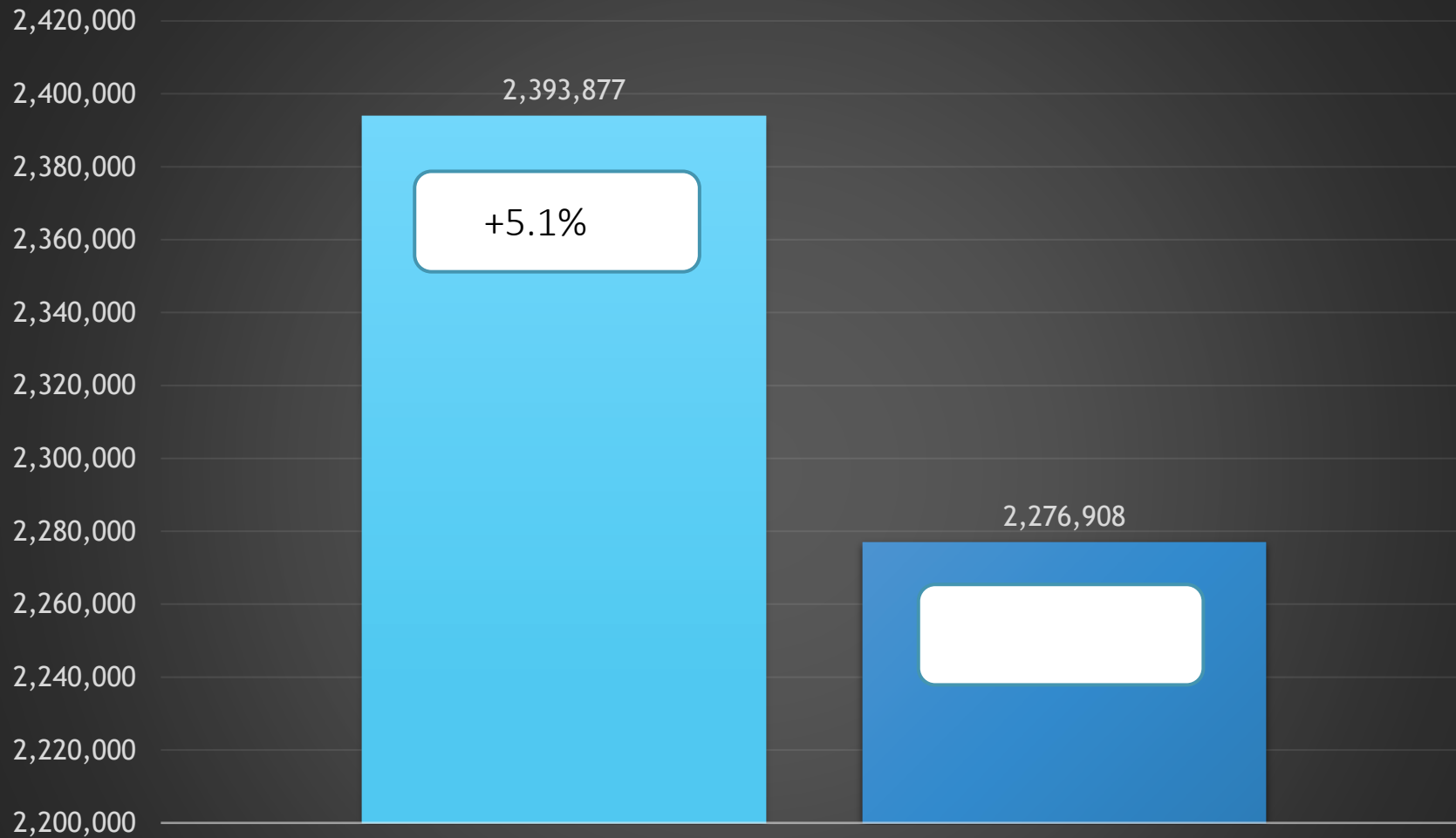
MTD Oct. 2024 - 266,763 / 2023 - 259,285 = (2.9%)

YTD 2024 - 2,393,877 / 2023 - 2,276,908 = +5.1%

Updates for Oct 2024 - (83,245) = 31.2% of volume / Sept 2024 = 31.1% (0.1% Increase from the month before)

Locate Requests
■ 2024 ■ 2023

Locate Requests for NC - YTD



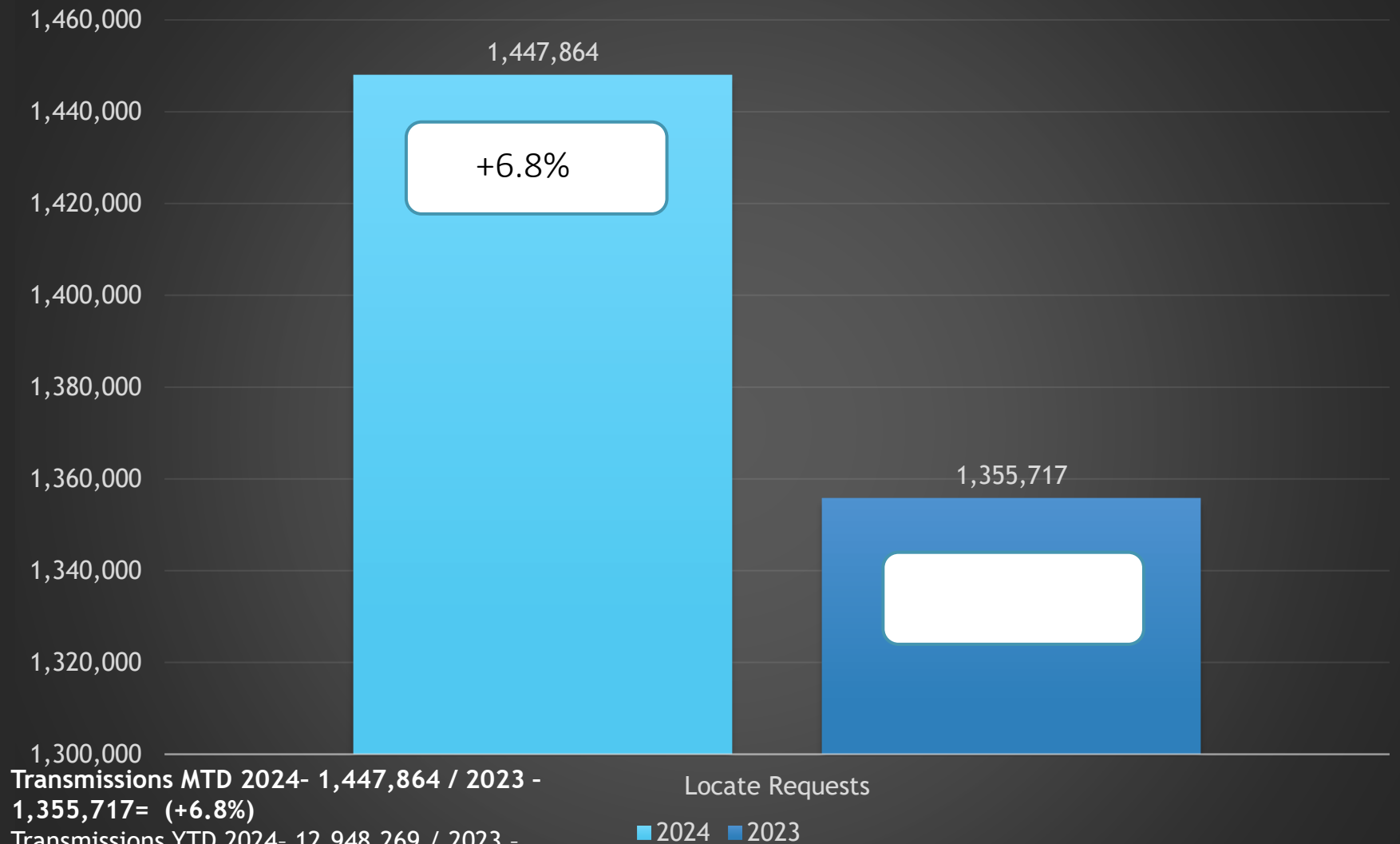
Locate Requests

MTD Oct. 2024 - 266,763 / 2023 - 259,285=(2.9%)
YTD 2024 - 2,393,877/ 2023 - 2,276,908= +5.1% ■ 2024 ■ 2023
Updates for Oct 2024 - (83,245) = 31.2% of volume / Sept 2024 =
31.1% (0.1% Increase from the month before)





Transmissions for NC - Oct 24 vs 23



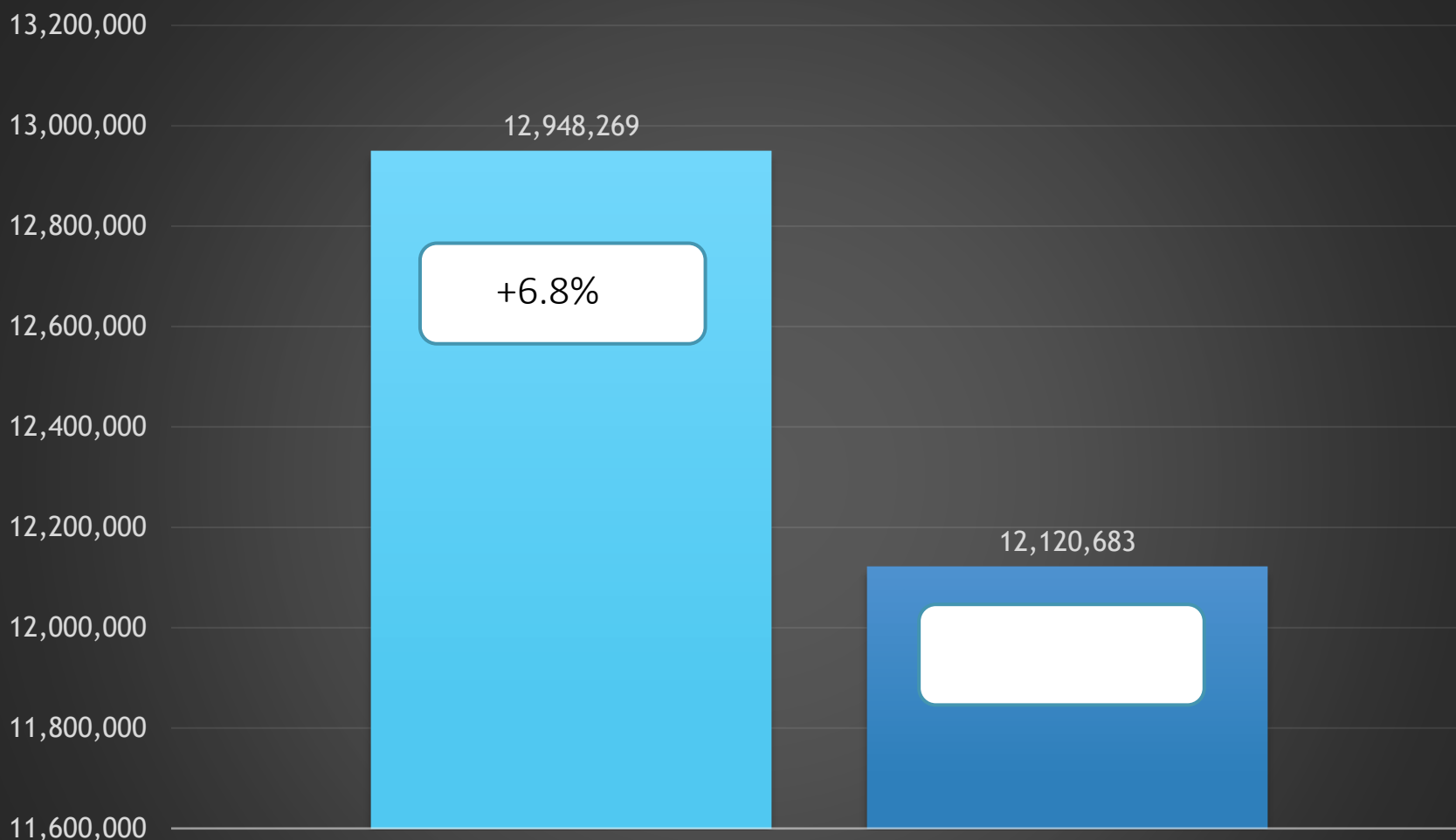
Transmissions MTD 2024- 1,447,864 / 2023 - 1,355,717= (+6.8%)

Transmissions YTD 2024- 12,948,269 / 2023 - 12,120,683= +6.8%

Locate Requests

■ 2024 ■ 2023

Transmissions for NC - YTD 2024




Transmissions MTD 2024- 1,440,520 / 2023 - 1,355,717= (+6.3%)

Transmissions YTD 2024- 12,940,925 / 2023 - 12,120,683= +6.8%

Loacte Requests

■ 2024 ■ 2023



County ticket Volume

2024 VS 2023

New Hanover	3 HR	CNCL	NEW	RXMT	UPDT	TOTAL Tickets
2023	142	32	2977	71	1481	4703
2024	135	38	2922	67	1323	4485
+/- Var	-4.9%	18.8%	-1.8%	-5.6%	-10.7%	-4.6%
		Avg Locates per Day				224

County ticket Volume

2024 VS 2023

Brunswick	3 HR	CNCL	NEW	RXMT	UPDT	TOTAL Tickets
2023	184	48	3724	63	1380	5399
2024	66	66	3846	47	1991	6016
+ / - Var	-64.1%	37.5%	3.3%	-25.4%	44.3%	11.4%
		Avg Locates per Day				301

County ticket Volume

2024 VS 2023

Pender	3 HR	CNCL	NEW	RXMT	UPDT	TOTAL Tickets
2023	110	14	1286	27	1648	3085
2024	85	11	1380	16	1101	2593
+/- Var	-22.7%	-21.4%	7.3%	-40.7%	-33.2%	-15.9%
		Avg Locates per Day				130

County ticket Volume

YTD VS PREVIOUS YEAR

New Hanover	3 HR	CNCL	NEW	RXMT	UPDT	TOTAL Tickets
2023	1843	375	27115	966	15731	46030
2024	1673	299	27328	758	12341	42399
+/- Var	-9.2%	-20.3%	0.8%	-21.5%	-21.5%	-7.9%
		Avg Locates per Day				205

County ticket Volume

YTD VS PREVIOUS YEAR

Brunswick	3 HR	CNCL	NEW	RXMT	UPDT	TOTAL Tickets
2023	1231	439	36005	693	15474	53842
2024	1175	426	37891	743	16909	57144
+/- Var	-4.5%	-3.0%	5.2%	7.2%	9.3%	6.1%
		Avg Locates per Day				276

County ticket Volume

YTD VS PREVIOUS YEAR

Pender	3 HR	CNCL	NEW	RXMT	UPDT	TOTAL Tickets
2023	618	143	11482	402	11443	24088
2024	597	137	12617	349	12176	25876
+/- Var	-3.4%	-4.2%	9.9%	-13.2%	6.4%	7.4%
		Avg Locates per Day				125

County ticket distribution - OCTOBER

County/Place	10 Oct
NEW HANOVER	4485
BAYSHORE	4
CAROLINA BEACH	193
CASTLE HAYNE	276
FORT FISHER	1
KINGS GRANT	7
KIRKLAND	9
KURE BEACH	58
MASONBORO	104
MURRAYSVILLE	27
MYRTLE GROVE	25
MYRTLE GROVE JUNCTIO	2

OGDEN	12
SEA BREEZE	1
WILMINGTON	3717
WILMINGTON BEACH	1
WRIGHTSBORO	17
WRIGHTSVILLE	4
WRIGHTSVILLE BEACH	27

County ticket distribution - OCTOBER

County/Place	10 Oct
BRUNSWICK	6016
ASH	149
BALD HEAD ISLAND	47
BELVILLE	40
BOILING SPRING LAKES	72
BOLIVIA	599
BRICK LANDING	1
CALABASH	518
CAROLINA SHORES	91
CASWELL BEACH	6
GRISSETTOWN	8
HOLDEN BEACH	41
LELAND	1190
LONGWOOD	6
NAVASSA	126

NORTHWEST	18
OAK GROVE	2
OAK ISLAND	294
OCEAN ISLE BEACH	228
RED BUG	1
SAINT JAMES	92
SHALLOTTE	934
SOUTHPORT	804
SUNSET BEACH	270
SUPPLY	315
TOWN CREEK	19
VARNAMTOWN	3
WINNABOW	142

County ticket distribution - OCTOBER

County/Place	10 Oct
PENDER	2593
ATKINSON	21
BURGAW	902
CURRIE	34
HAMPSTEAD	826
LONG CREEK	7
MAPLE HILL	10
MONTAGUE	2
PENDERLEA	6
ROCKY POINT	246
SAINT HELENA	1
SCOTTS HILL	67

SURF CITY	122
TOPSAIL	35
TOPSAIL BEACH	153
WALLACE	105
WATHA	10
WILLARD	46

DAMAGES

DIRT Damage Information
Reporting Tool

CGA Common
Ground
Alliance



OCTOBER Damages

NC-Alamance	25
NC-Alexander	3
NC-Beaufort	2
NC-Bertie	1
NC-Bladen	2
NC-Brunswick	12
NC-Buncombe	6
NC-Burke	1
NC-Cabarrus	29
NC-Caldwell	6
NC-Carteret	8
NC-Catawba	27
NC-Chatham	15
NC-Chowan	1
NC-Clay	1
NC-Cleveland	5
NC-Columbus	2
NC-Craven	17
NC-Cumberland	60
NC-Currituck	6
NC-Dare	8
NC-Davidson	18

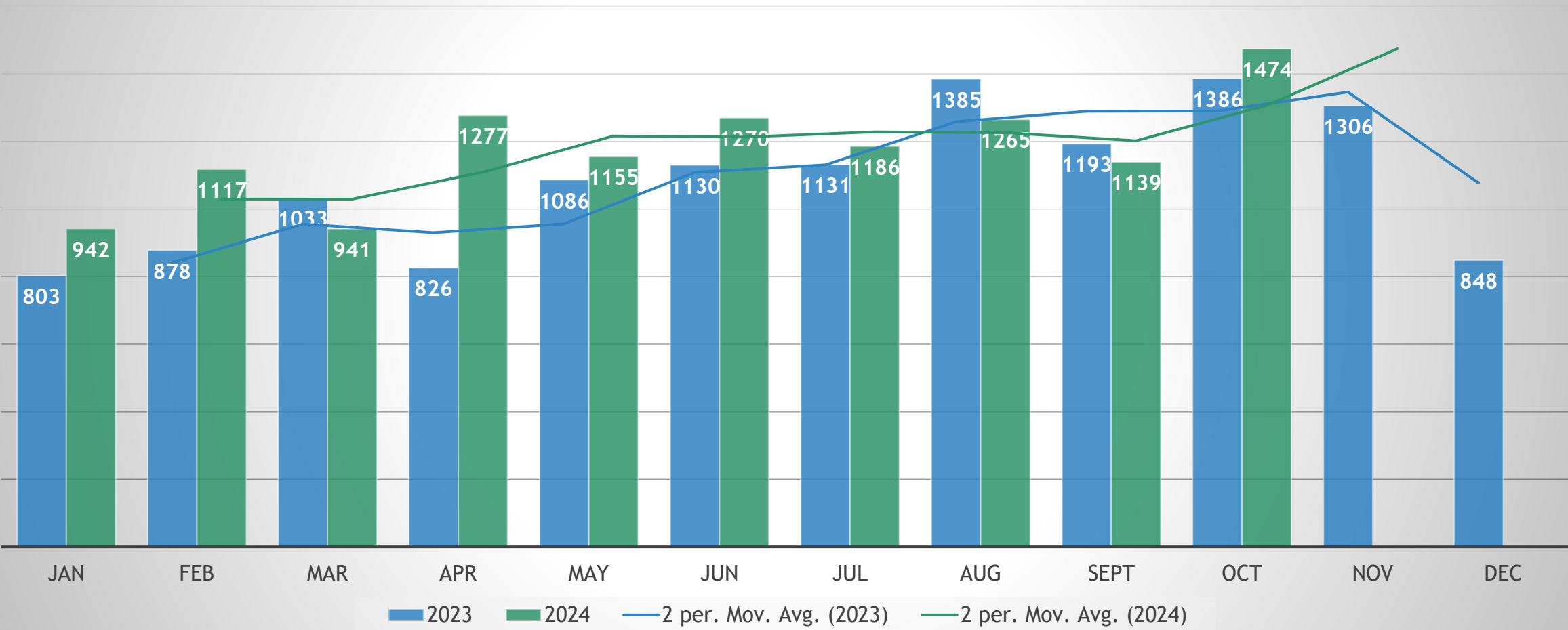
NC-Davie	5
NC-Duplin	5
NC-Durham	113
NC-Edgecombe	7
NC-Forsyth	51
NC-Franklin	6
NC-Gaston	23
NC-Guilford	42
NC-Halifax	1
NC-Harnett	27
NC-Haywood	2
NC-Henderson	6
NC-Hertford	1
NC-Hoke	7
NC-Iredell	32
NC-Johnston	53
NC-Jones	1
NC-Lee	8
NC-Lenoir	9
NC-Lincoln	6
NC-Martin	4
NC-McDowell	2
NC-Mecklenburg	262
NC-Montgomery	2
NC-Moore	30

NC-Nash	10
NC-New Hanover	26
NC-Northampton	1
NC-Onslow	10
NC-Orange	23
NC-Pamlico	6
NC-Pasquotank	1
NC-Pender	10
NC-Perquimans	4
NC-Person	1
NC-Pitt	16
NC-Polk	2
NC-Randolph	25
NC-Richmond	3
NC-Robeson	10
NC-Rockingham	8
NC-Rowan	26
NC-Rutherford	2
NC-Sampson	1
NC-Stanly	3
NC-Stokes	1
NC-Surry	2
NC-Transylvania	1
NC-Union	79
NC-Vance	1


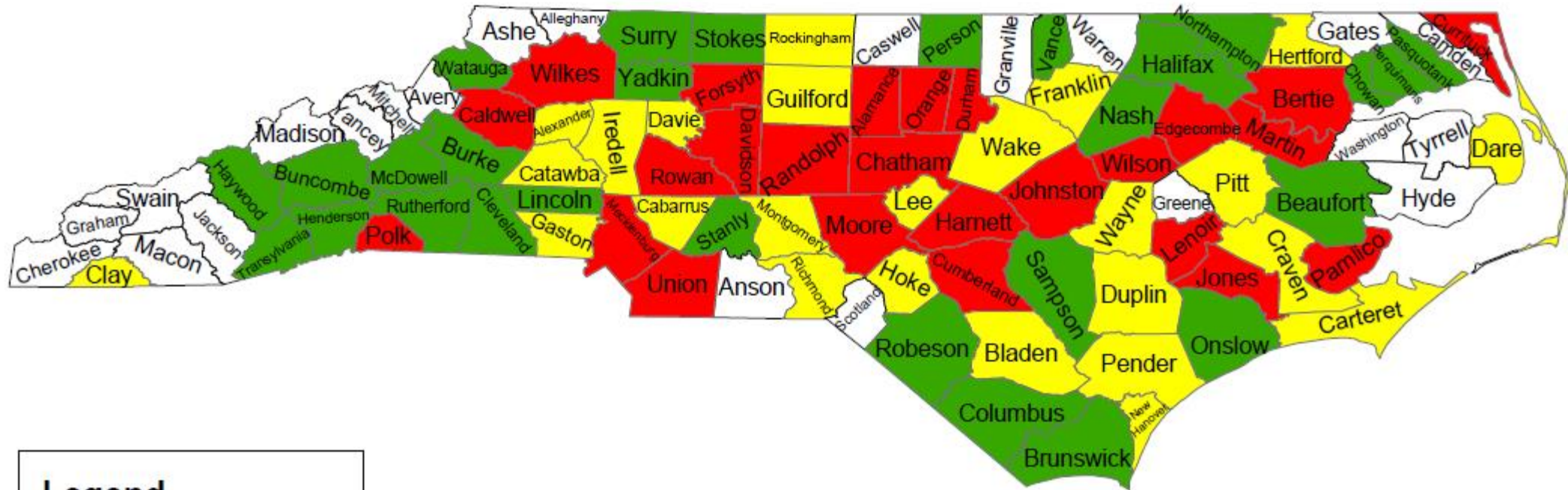
NC-Wake	220
NC-Watauga	1
NC-Wayne	7
NC-Wilkes	4
NC-Wilson	8
NC-Yadkin	2

Grand Total – 1,474

Damages in North Carolina 2024 vs 2023



Damages Per 1,000 Transmissions



Top 10 Callers for – New Hanover

Rank	Name	Totals
1	MASTEC	425
2	D & L COMMUNICATION SOLUTION INC	373
3	AT&T UTILITY OPERATIONS	326
4	ANSCO & ASSOCIATES LLC	190
5	SOUTHEASTERN CABLE CONTRACTORS	179
6	J & E UNDERGROUND LLC	137
7	SOUTHEAST CONNECTIONS LLC	121
8	HONEYCUTT CONSTRUCTION SERVICES	115
9	QUANTA UTILITY ENGINEERING SERVICES	95
10	PIEDMONT NATURAL GAS	82
11	THOMSON CORDER & CO	81

Top 10 Callers for – Brunswick

Rank	Name	Totals
1	PIEDMONT UTILITY GROUP, LLC	998
2	FOCUS BROADBAND	451
3	STATE UTILITY CONTRACTORS	316
4	QUANTA SERVICES	313
5	QUANTA SERVICES	249
6	MASTEC	181
7	HONEYCUTT CONSTRUCTION SERVICES	180
8	THOMSON CORDER & CO	149
9	SOUTHEAST CONNECTIONS LLC	142
10	SOUTHEASTERN CABLE CONTRACTORS	137
11	ATMC	134
12	BRUNSWICK COUNTY PUBLIC UTILITIES	128
13	HAL COLLINS CONSTRUCTION	109
14	BRUNSWICK COUNTY PUBLIC UTILITIES	96
15	SOUTHEAST CONNECTIONS, LLC	94

Top 10 Callers for – Pender

Rank	Name	Totals
1	PIEDMONT UTILITY GROUP, LLC	878
2	FOCUS BROADBAND	170
3	DEN UNDERGROUND	159
4	MASTEC	155
5	AT&T UTILITY OPERATIONS	93
6	SOUTHEASTERN CABLE CONTRACTORS	82
7	CONTI ENTERPRISES	56
8	HONEYCUTT CONSTRUCTION SERVICES	42
9	SCHNABEL ENGINEERING	41
10	T&H CONSTRUCTION OF NC	33



Education team



Parrish Reddick
Piedmont Liaison



Steven Moore
Media Relations Specialist



Ann Rushing
Education Manager



Tami Groves
Southeast Liaison



Howard Corey
Eastern Liaison



Rory Phipps
Western Liaison



THANK YOU!

A copy of this presentation
is available at
www.ncucc.org

