





HAPPY  
*Thanksgiving*

MONTHLY UPDATE -NOVEMBER 2024

NASH/EDGECOMBE/WILSON UCC



# WNCStrong Coat Donation Campaign

## Join the #WNCStrong Coat Donation Campaign!

Our Western communities have been deeply affected by Hurricane Helene, and as winter approaches, we need your help to keep our children warm. Join the WNCStrong Coat Donation Campaign! Our goal is to collect 500 kids' coats to ensure that every child in our community stays warm this winter.

Make your donation now until Nov. 25, 2024

Sponsored by:





# Upcoming meetings

- **NC State UCC Meeting**  
Tuesday, Nov. 12 from 10 to 12  
Enbridge (formerly Dominion Energy)  
1801 Trinity Church Road, Concord, NC
- **Underground Damage Prevention Review Board**  
Tuesday, Nov. 19 from 10 until  
NC811 Events Center, Greensboro
- **Locate Resolution Partnership Committee**  
Wednesday, Nov. 20 from 11 to 1  
NC811 Events Center, Greensboro  
<https://ncucc.org/locate-resolution-partnership-committee/>







## Thanksgiving and The Day After Thanksgiving Nov. 28 and the 29\*

State Holidays are excluded from and not part of the three (3) working day notice, nor are they part of the life of the ticket in accordance with the NC General Statutes. NC811, Inc. will only process the following notifications on State Holidays: Emergencies, Damages, and 3-Hour Notices. NC811, Inc. is open and will accept and process all notifications on Observed Holidays which are indicated by an asterisk (\*).



# ATC's 20th Annual Tower Lighting

December 4, 2024, 7:00 pm - 8:30 pm

American Tobacco Campus

345 Blackwell St, Durham, NC 27701







# CALENDAR

NC811 & NCUCC  
event calendars can  
be found on [nc811.org](https://nc811.org)  
or the nc811 app





# NC811 Data Insights

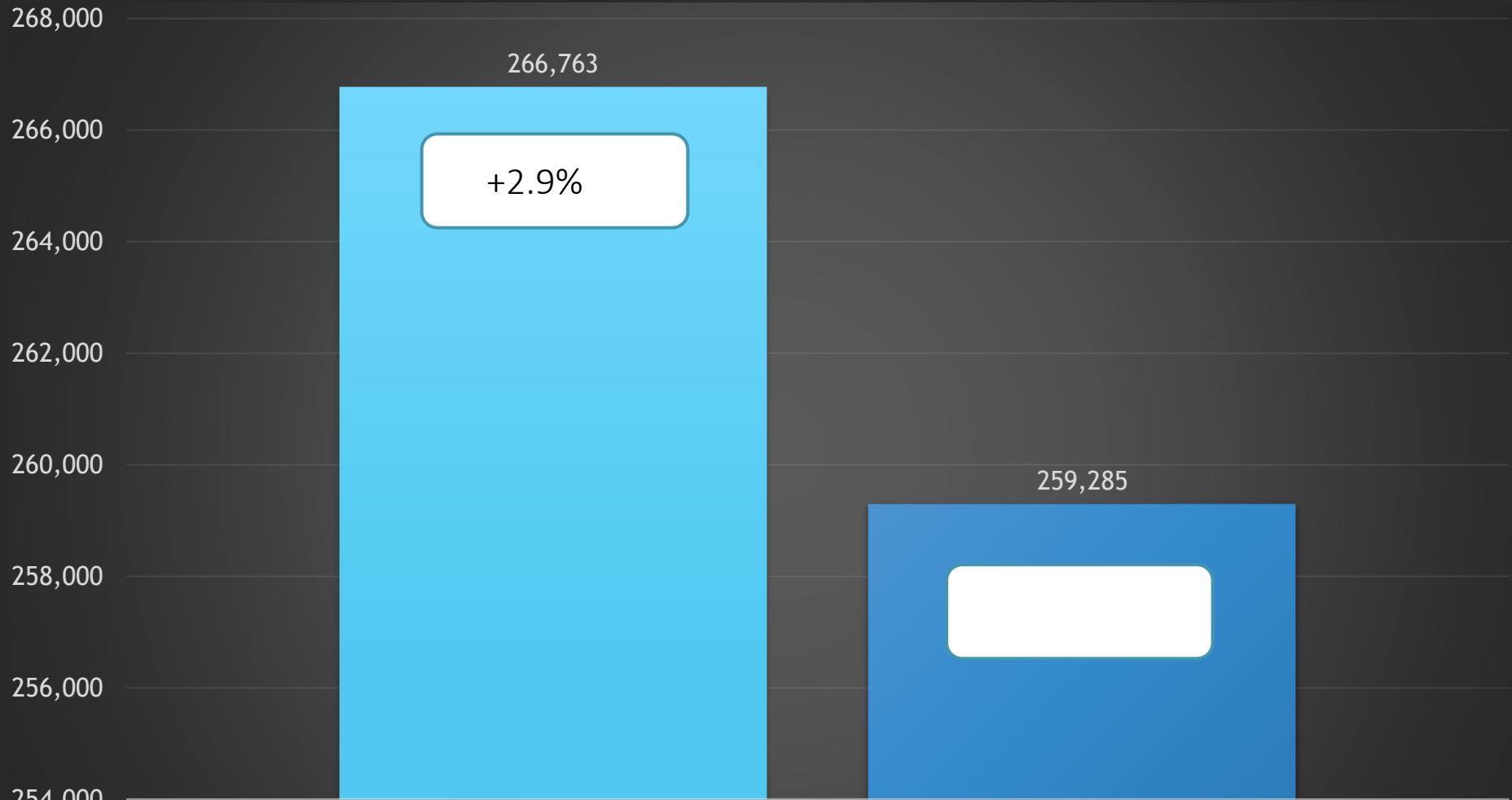
- ✓ Locate requests
- ✓ Transmissions
- ✓ County ticket volume and distribution







# Locate Requests for NC - Oct 24 vs 23



MTD Oct. 2024 - 266,763 / 2023 - 259,285=(2.9%)

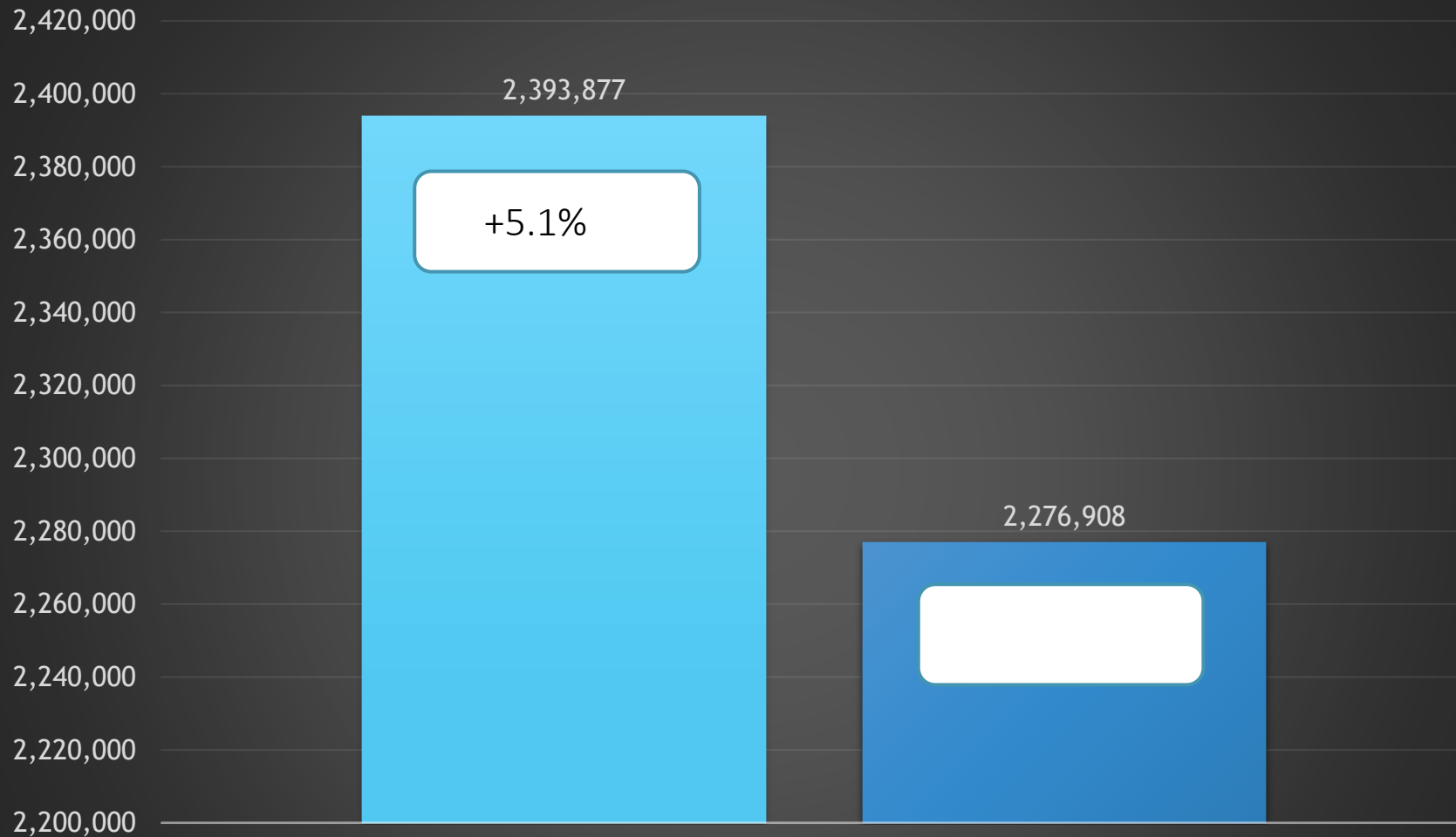
YTD 2024 - 2,393,877/ 2023 - 2,276,908= +5.1%

Updates for Oct 2024 - (83,245) = 31.2% of volume / Sept 2024 = 31.1% (0.1% Increase from the month before)

Locate Requests  
■ 2024 ■ 2023



# Locate Requests for NC - YTD



Locate Requests

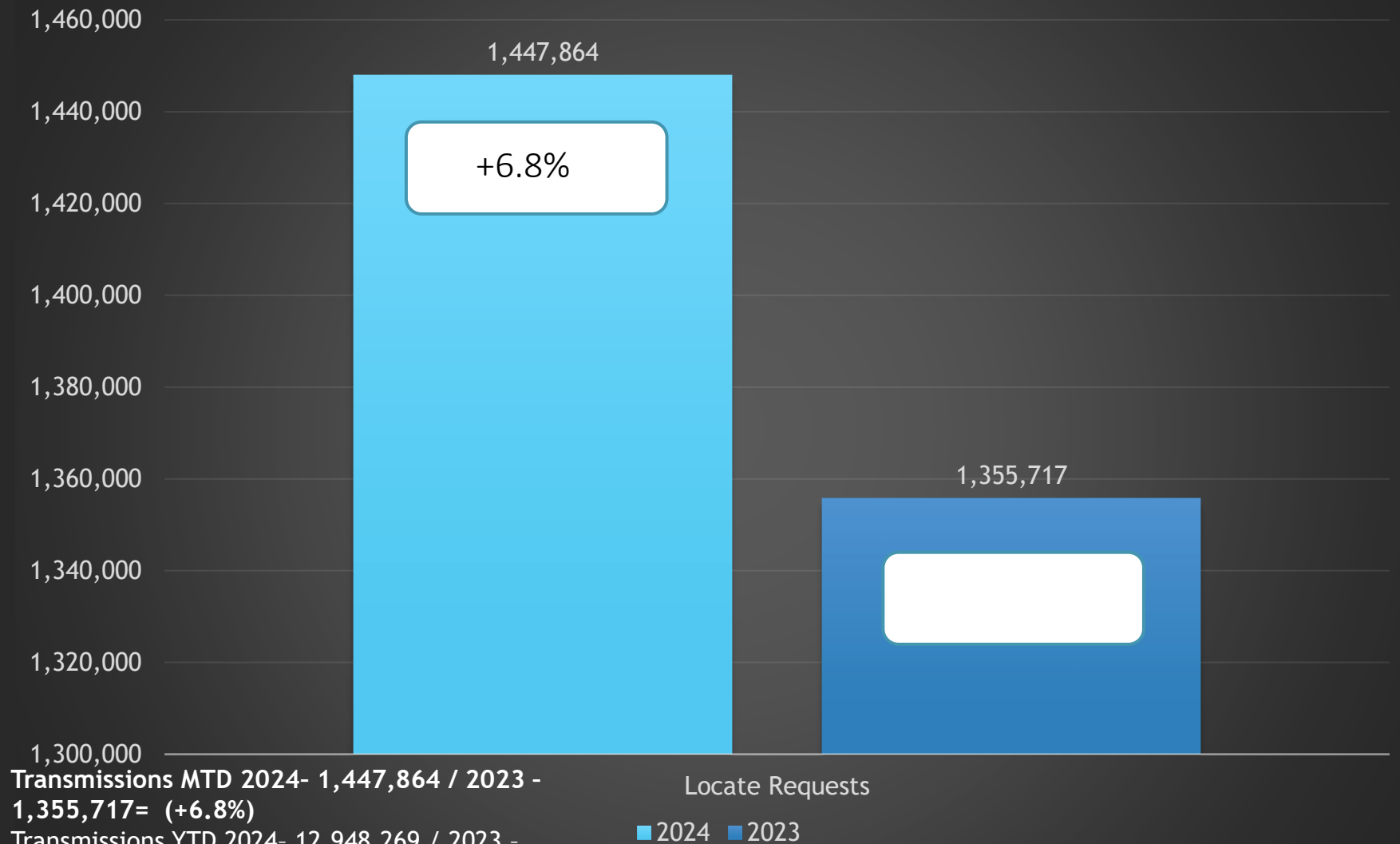
MTD Oct. 2024 - 266,763 / 2023 - 259,285=(2.9%)  
YTD 2024 - 2,393,877/ 2023 - 2,276,908= +5.1% ■ 2024 ■ 2023  
Updates for Oct 2024 - (83,245) = 31.2% of volume / Sept 2024 =  
31.1% (0.1% Increase from the month before)







# Transmissions for NC - Oct 24 vs 23



Transmissions MTD 2024- 1,447,864 / 2023 - 1,355,717= (+6.8%)

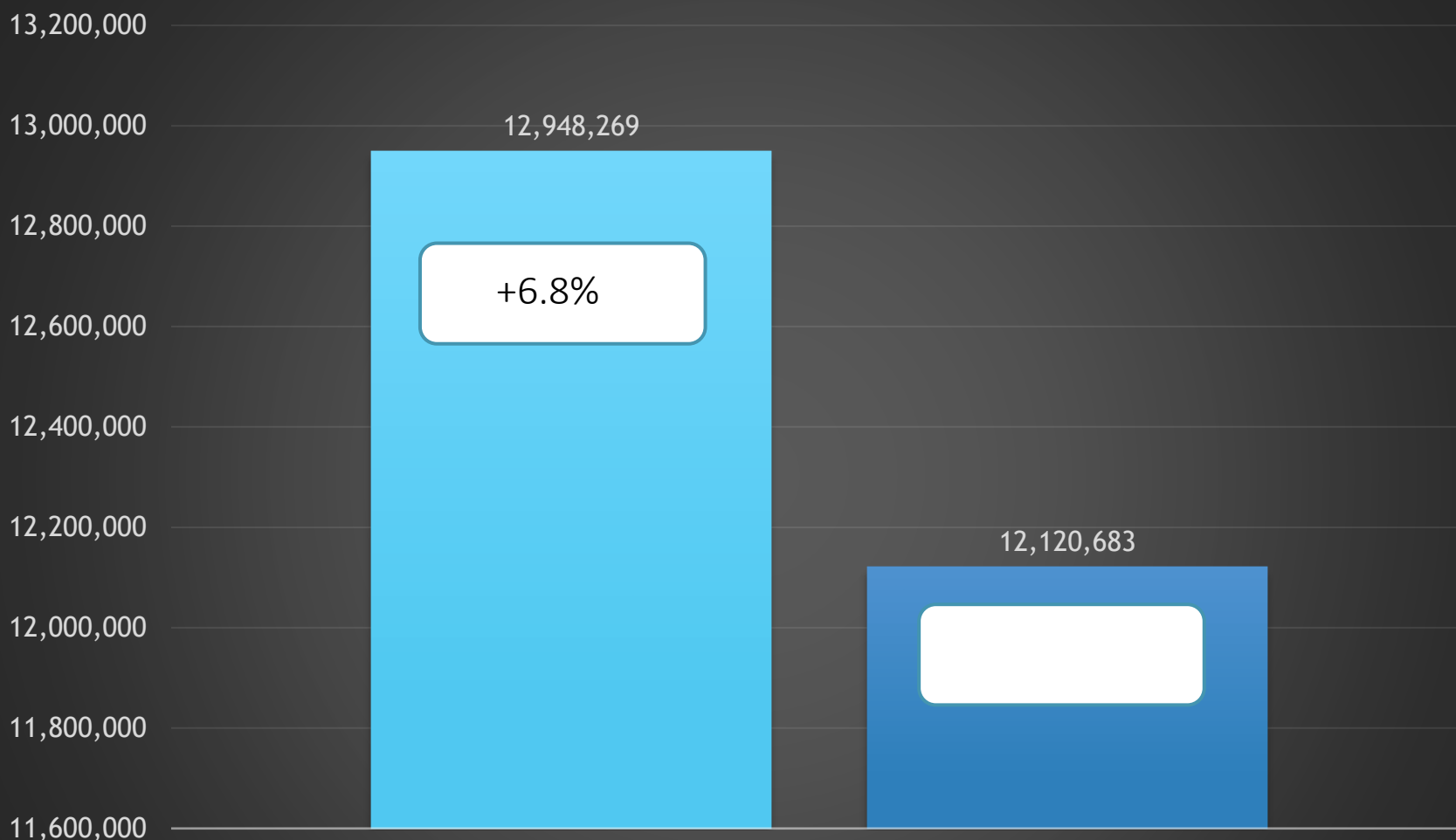
Transmissions YTD 2024- 12,948,269 / 2023 - 12,120,683= +6.8%

Locate Requests

■ 2024 ■ 2023



# Transmissions for NC - YTD 2024




Loacte Requests

■ 2024 ■ 2023

Transmissions MTD 2024- 1,440,520 / 2023 - 1,355,717= (+6.3%)

Transmissions YTD 2024- 12,940,925 / 2023 - 12,120,683= +6.8%





# County ticket Volume

2024 VS 2023

<b>Nash</b>	<b>3 HR</b>	<b>CNCL</b>	<b>NEW</b>	<b>RXMT</b>	<b>UPDT</b>	<b>TOTAL Tickets</b>
2023	29	8	1125	28	457	1647
2024	157	12	1819	58	696	2742
+/- Var	441.4%	50.0%	61.7%	107.1%	52.3%	66.5%
		Avg Locates per Day				137



# County ticket Volume

2024 VS 2023

<b>Edgecombe</b>	<b>3 HR</b>	<b>CNCL</b>	<b>NEW</b>	<b>RXMT</b>	<b>UPDT</b>	<b>TOTAL Tickets</b>
2023	82	7	681	56	240	1066
2024	68	12	559	7	114	760
+/- Var	-17.1%	71.4%	-17.9%	-87.5%	-52.5%	-28.7%
		Avg Locates per Day				38



# County ticket Volume

2024 VS 2023

<b>Wilson</b>	<b>3 HR</b>	<b>CNCL</b>	<b>NEW</b>	<b>RXMT</b>	<b>UPDT</b>	<b>TOTAL Tickets</b>
2023	29	11	639	13	181	873
2024	16	14	865	17	263	1175
+/- Var	-44.8%	27.3%	35.4%	30.8%	45.3%	34.6%
		Avg Locates per Day				59

# County ticket Volume

## YTD VS PREVIOUS YEAR

<b>Nash</b>	<b>3 HR</b>	<b>CNCL</b>	<b>NEW</b>	<b>RXMT</b>	<b>UPDT</b>	<b>TOTAL Tickets</b>
2023	276	134	10879	198	4720	16207
2024	1477	229	19702	320	8309	30037
+/- Var	435.1%	70.9%	81.1%	61.6%	76.0%	85.3%
		Avg Locates per Day				145



# County ticket Volume

## YTD VS PREVIOUS YEAR

<b>Edgecombe</b>	<b>3 HR</b>	<b>CNCL</b>	<b>NEW</b>	<b>RXMT</b>	<b>UPDT</b>	<b>TOTAL Tickets</b>
2023	246	50	4869	158	1914	7237
2024	192	68	5744	108	1166	7278
+/- Var	-22.0%	36.0%	18.0%	-31.6%	-39.1%	0.6%
		Avg Locates per Day				35

# County ticket Volume

## YTD VS PREVIOUS YEAR

<b>Wilson</b>	<b>3 HR</b>	<b>CNCL</b>	<b>NEW</b>	<b>RXMT</b>	<b>UPDT</b>	<b>TOTAL Tickets</b>
2023	119	57	6328	115	1824	8443
2024	163	71	7255	107	1945	9541
+/- Var	37.0%	24.6%	14.6%	-7.0%	6.6%	13.0%
		Avg Locates per Day				46



# County ticket distribution - OCTOBER

County/Place	10 Oct
<b>NASH</b>	<b>2742</b>
AVENTON	1
<b>BAILEY</b>	<b>140</b>
BATTLEBORO	18
CASTALIA	8
DORTCHES	8
DRY WELLS	54
<b>MIDDLESEX</b>	<b>209</b>
<b>NASHVILLE</b>	<b>485</b>
RED OAK	21
<b>ROCKY MOUNT</b>	<b>1526</b>
SANDY CROSS	4
SHARPSBURG	4
<b>SPRING HOPE</b>	<b>221</b>
WHITAKERS	42
WINSTEAD CROSSROADS	1

# County ticket distribution - OCTOBER

County/Place	10 Oct
<b>EDGECOMBE</b>	<b>760</b>
BATTLEBORO	12
CONETOE	3
MACCLESFIELD	50
<b>PINETOPS</b>	<b>165</b>
PRINCEVILLE	91
<b>ROCKY MOUNT</b>	<b>174</b>
SPEED	5
<b>TARBORO</b>	<b>238</b>
WHITAKERS	22



# County ticket distribution - OCTOBER

County/Place	10 Oct
<b>WILSON</b>	<b>1175</b>
AYCOCK CROSSING	1
BLACK CREEK	14
<b>ELM CITY</b>	<b>129</b>
KENLY	11
LAMM	1
LUCAMA	52
ROCK RIDGE	76
SARATOGA	80
SHARPSBURG	5
SIMS	14
STANTONSBURG	27

# DAMAGES

**DIRT** Damage Information  
Reporting Tool

**CGA** Common  
Ground  
Alliance





# OCTOBER Damages

NC-Alamance	25
NC-Alexander	3
NC-Beaufort	2
NC-Bertie	1
NC-Bladen	2
NC-Brunswick	12
NC-Buncombe	6
NC-Burke	1
NC-Cabarrus	29
NC-Caldwell	6
NC-Carteret	8
NC-Catawba	27
NC-Chatham	15
NC-Chowan	1
NC-Clay	1
NC-Cleveland	5
NC-Columbus	2
NC-Craven	17
NC-Cumberland	60
NC-Currituck	6
NC-Dare	8
NC-Davidson	18



NC-Davie	5
NC-Duplin	5
NC-Durham	113
<b>NC-Edgecombe</b>	<b>7</b>
NC-Forsyth	51
NC-Franklin	6
NC-Gaston	23
NC-Guilford	42
NC-Halifax	1
NC-Harnett	27
NC-Haywood	2
NC-Henderson	6
NC-Hertford	1
NC-Hoke	7
NC-Iredell	32
NC-Johnston	53
NC-Jones	1
NC-Lee	8
NC-Lenoir	9
NC-Lincoln	6
NC-Martin	4
NC-McDowell	2
NC-Mecklenburg	262
NC-Montgomery	2
NC-Moore	30



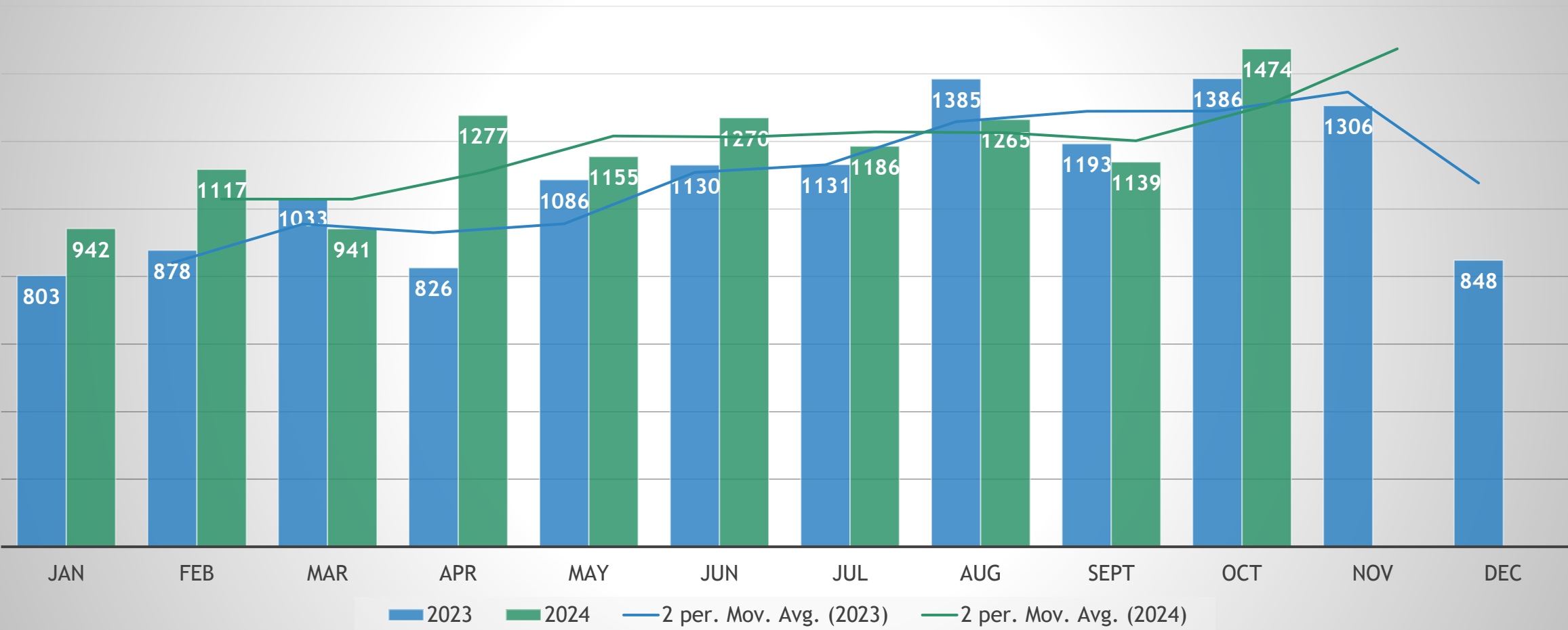
<b>NC-Nash</b>	<b>10</b>
NC-New Hanover	26
NC-Northampton	1
NC-Onslow	10
NC-Orange	23
NC-Pamlico	6
NC-Pasquotank	1
NC-Pender	10
NC-Perquimans	4
NC-Person	1
NC-Pitt	16
NC-Polk	2
NC-Randolph	25
NC-Richmond	3
NC-Robeson	10
NC-Rockingham	8
NC-Rowan	26
NC-Rutherford	2
NC-Sampson	1
NC-Stanly	3
NC-Stokes	1
NC-Surry	2
NC-Transylvania	1
NC-Union	79
NC-Vance	1



NC-Wake	220
NC-Watauga	1
NC-Wayne	7
NC-Wilkes	4
<b>NC-Wilson</b>	<b>8</b>
NC-Yadkin	2


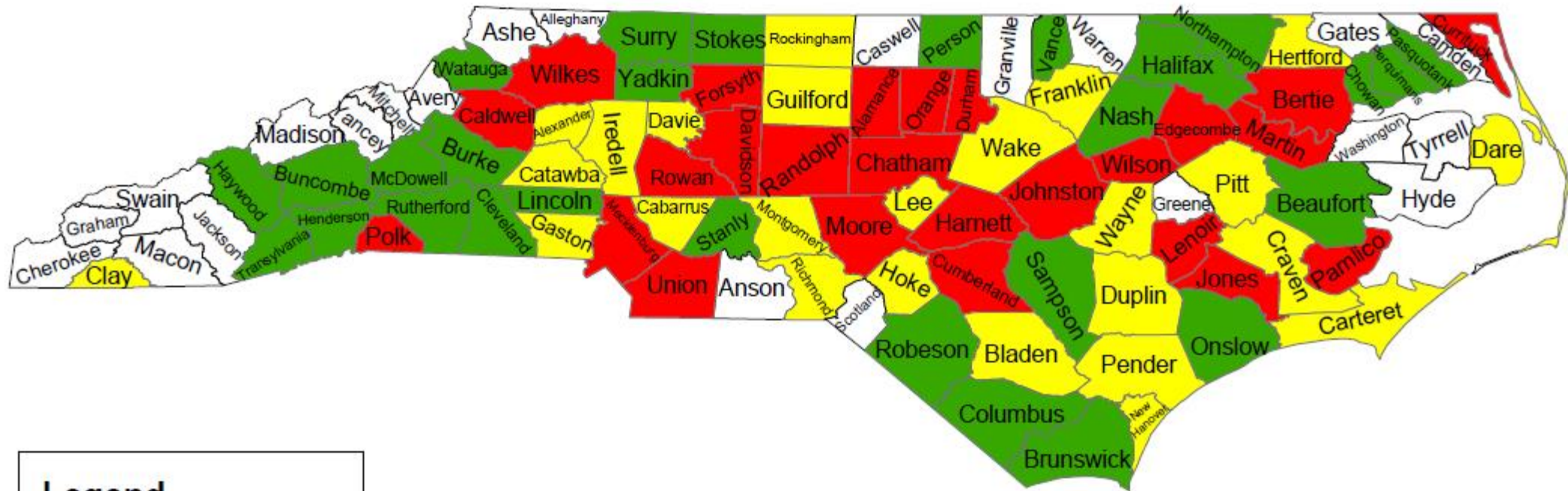
**Grand Total – 1,474**

# Damages in North Carolina 2024 vs 2023





# Damages Per 1,000 Transmissions



## Top 10 Callers for – Nash

Rank	Name	Totals
1	PIEDMONT UTILITY GROUP, LLC	329
2	LAMBERTS CABLE SPLICING, LLC	322
3	UNDERGROUND ARREAGA INC.	195
4	TEC MARKET LLC	137
5	RIVER CITY CONSTRUCTION	107
6	O'CALLAGHAN CABLE SERVICES, INC	107
7	BAREFOOT COMMUNICATIONS INC	99
8	NC CABLE UNDERGROUND LLC	80
9	MB UTILITY, LLC	68
10	ENGINEERED TOWER SOLUTIONS	61

# Top 10 Callers for – Edgecombe

Rank	Name	Totals
1	STRATEGIC UTILITIES LLC	151
2	LAMBERTS CABLE SPLICING, LLC	134
3	ED BRASWELL & SONS	37
4	EDGECOMBE-MARTIN EMC	33
5	GOLDMINE TECHNOLOGY SOLUTION CORP	29
6	STRICKLAND UNDERGROUND UTILITIES, INC	27
7	ED BRASWELL & SONS INC	26
8	TEC MARKET LLC	25
9	TOWN OF TARBORO	17
10	BARNHILL CONTRACTING	14



# Top 10 Callers for – Wilson

Rank	Name	Totals
1	ALL SIGNAL SOLUTIONS INC	102
2	T AND R UNDERGROUND CONSTRUCTION	74
3	RIVER CITY CONSTRUCTION	61
4	NCDOT	57
5	CITY OF WILSON	50
6	BAREFOOT COMMUNICATIONS INC	49
7	HERRING RIVENBARK, INC	46
8	STRICKLAND UNDERGROUND UTILITIES, INC	39
9	STRATEGIC UTILITIES LLC	39
10	EASTERN EARTHSCAPES AND CONSTRUCTION	38



## Education team



**Parrish Reddick**  
Piedmont Liaison



**Steven Moore**  
Media Relations Specialist



**Ann Rushing**  
Education Manager



**Tami Groves**  
Southeast Liaison



**Howard Corey**  
Eastern Liaison



**Rory Phipps**  
Western Liaison





# THANK YOU!

A copy of this presentation  
is available at  
[www.ncucc.org](http://www.ncucc.org)

