



HAPPY
Thanksgiving

MONTHLY UPDATE -NOVEMBER 2024

PASQUOTANK/CAMDEN/PERQUIMANS UCC

WNCStrong Coat Donation Campaign

Join the #WNCStrong Coat Donation Campaign!

Our Western communities have been deeply affected by Hurricane Helene, and as winter approaches, we need your help to keep our children warm. Join the WNCStrong Coat Donation Campaign! Our goal is to collect 500 kids' coats to ensure that every child in our community stays warm this winter.



Make your donation now until Nov. 25, 2024

Sponsored by:



Upcoming meetings

- **NC State UCC Meeting**
Tuesday, Nov. 12 from 10 to 12
Enbridge (formerly Dominion Energy)
1801 Trinity Church Road, Concord, NC
- **Underground Damage Prevention Review Board**
Tuesday, Nov. 19 from 10 until
NC811 Events Center, Greensboro
- **Locate Resolution Partnership Committee**
Wednesday, Nov. 20 from 11 to 1
NC811 Events Center, Greensboro
<https://ncucc.org/locate-resolution-partnership-committee/>





Thanksgiving and The Day After Thanksgiving Nov. 28 and the 29*

State Holidays are excluded from and not part of the three (3) working day notice, nor are they part of the life of the ticket in accordance with the NC General Statutes. NC811, Inc. will only process the following notifications on State Holidays: Emergencies, Damages, and 3-Hour Notices. NC811, Inc. is open and will accept and process all notifications on Observed Holidays which are indicated by an asterisk (*).

ATC's 20th Annual Tower Lighting

December 4, 2024, 7:00 pm - 8:30 pm

American Tobacco Campus

345 Blackwell St, Durham, NC 27701





CALENDAR

NC811 & NCUCC
event calendars can
be found on nc811.org
or the nc811 app



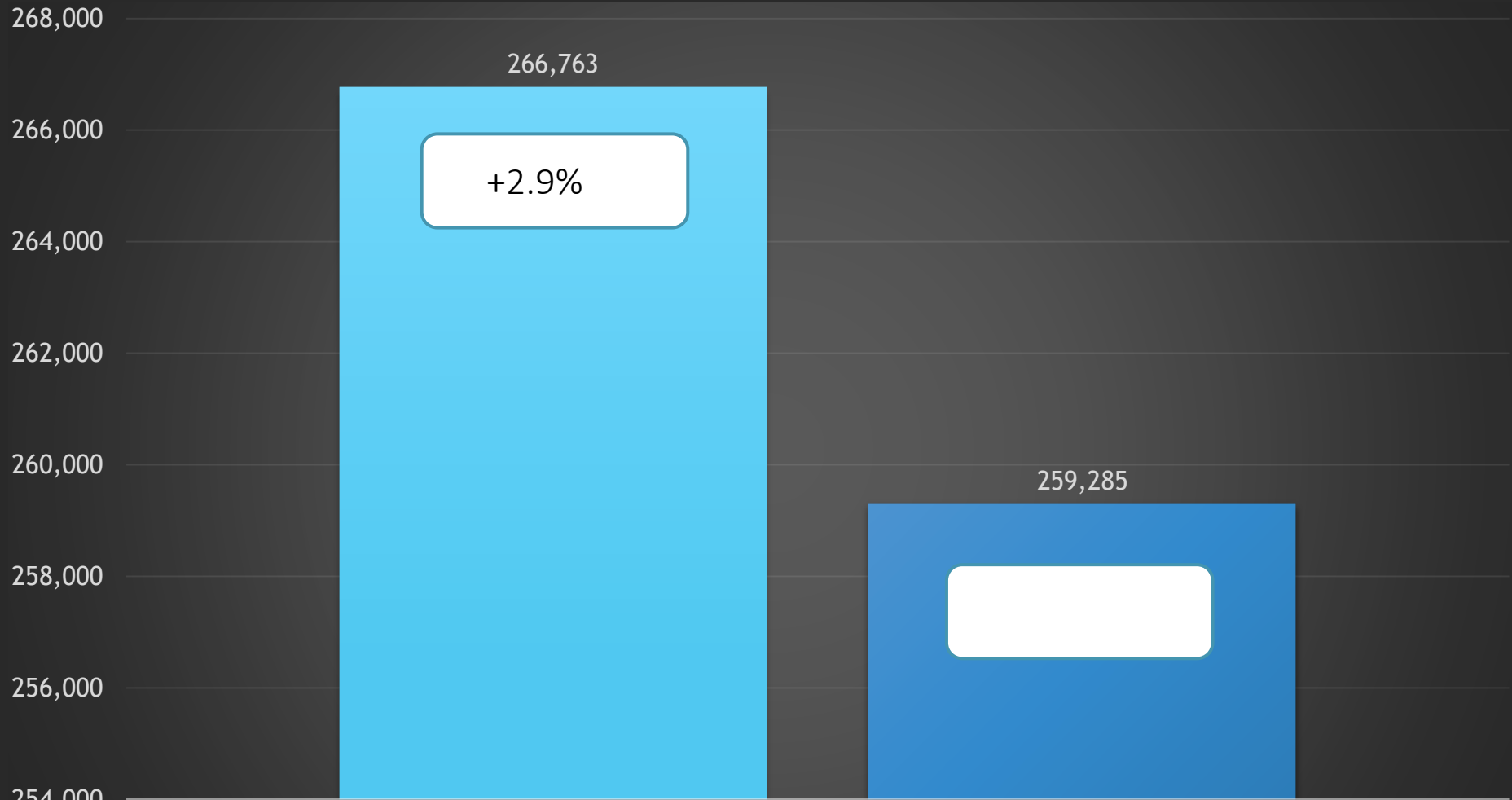
NC811 Data Insights

- ✓ Locate requests
- ✓ Transmissions
- ✓ County ticket volume and distribution





Locate Requests for NC - Oct 24 vs 23



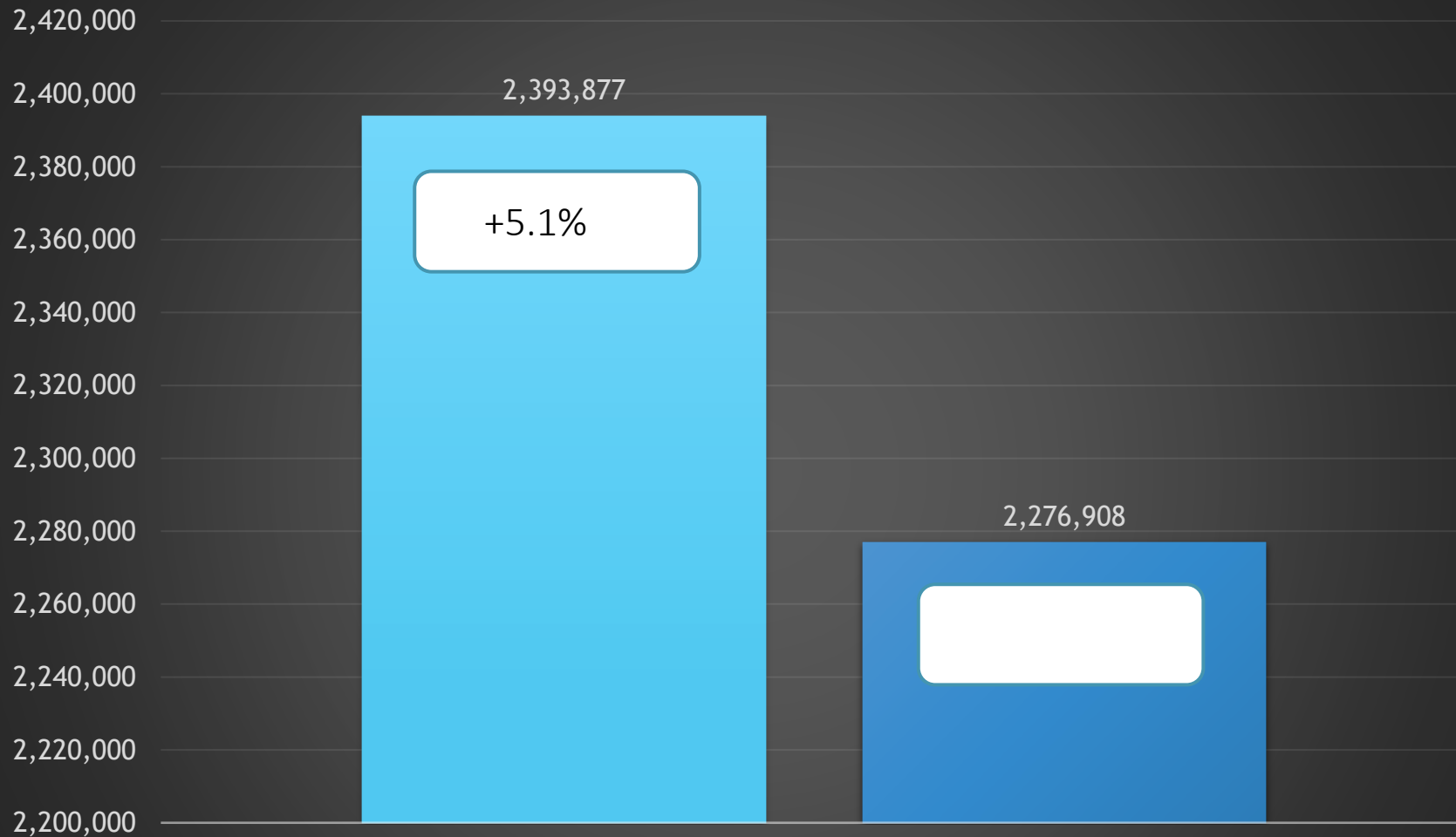
MTD Oct. 2024 - 266,763 / 2023 - 259,285=(2.9%)

YTD 2024 - 2,393,877/ 2023 - 2,276,908= +5.1%

Updates for Oct 2024 - (83,245) = 31.2% of volume / Sept 2024 = 31.1% (0.1% Increase from the month before)

Locate Requests
■ 2024 ■ 2023

Locate Requests for NC - YTD



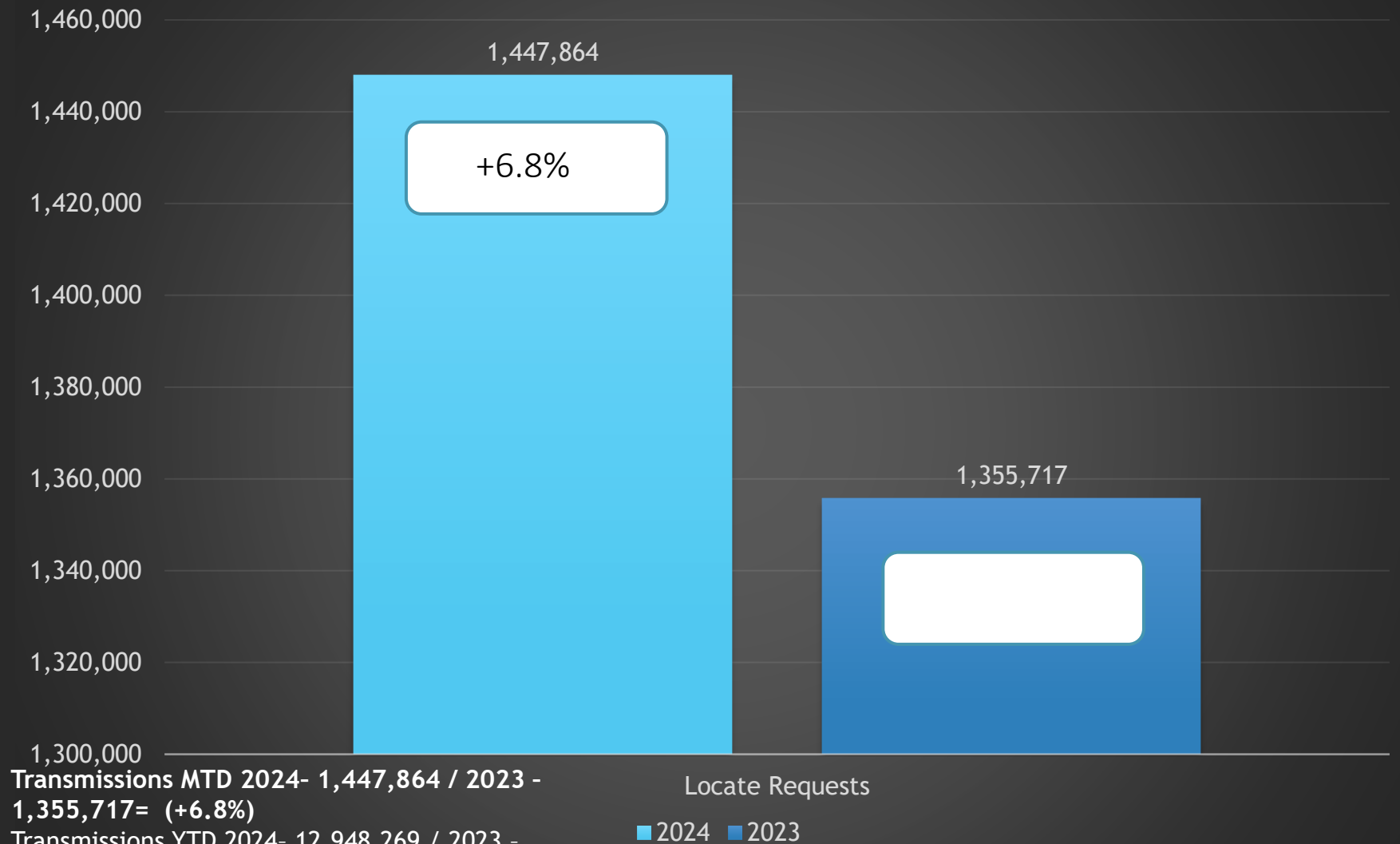
Locate Requests

MTD Oct. 2024 - 266,763 / 2023 - 259,285=(2.9%)
YTD 2024 - 2,393,877/ 2023 - 2,276,908= +5.1% ■ 2024 ■ 2023
Updates for Oct 2024 - (83,245) = 31.2% of volume / Sept 2024 =
31.1% (0.1% Increase from the month before)





Transmissions for NC - Oct 24 vs 23



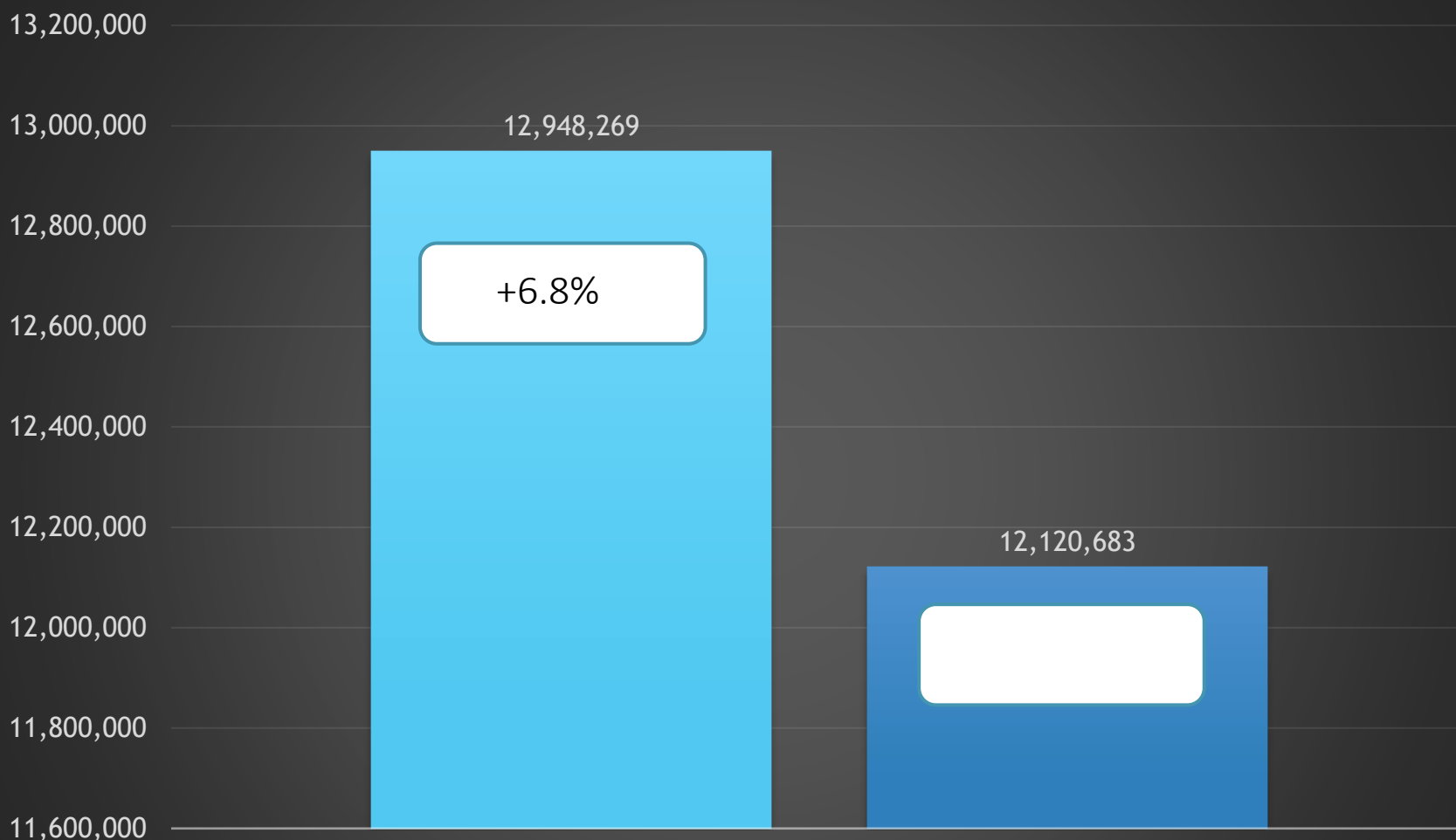
Transmissions MTD 2024- 1,447,864 / 2023 - 1,355,717= (+6.8%)

Transmissions YTD 2024- 12,948,269 / 2023 - 12,120,683= +6.8%

Locate Requests

■ 2024 ■ 2023

Transmissions for NC - YTD 2024




Transmissions MTD 2024- 1,440,520 / 2023 - 1,355,717= (+6.3%)

Transmissions YTD 2024- 12,940,925 / 2023 - 12,120,683= +6.8%

Loacte Requests

■ 2024 ■ 2023



County ticket Volume

2024 VS 2023

Pasquotank	3 HR	CNCL	NEW	RXMT	UPDT	TOTAL Tickets
2023	31	1	296	17	65	410
2024	26	2	430	4	76	538
+/- Var	-16.1%	100.0%	45.3%	-76.5%	16.9%	31.2%
		Avg Locates per Day				27

County ticket Volume

2024 VS 2023

Camden	3 HR	CNCL	NEW	RXMT	UPDT	TOTAL Tickets
2023	0	1	107	3	13	124
2024	10	0	105	10	13	138
+/- Var	#DIV/0!	-100.0%	-1.9%	233.3%	0.0%	11.3%
		Avg Locates per Day				7

County ticket Volume

2024 VS 2023

Perquimans	3 HR	CNCL	NEW	RXMT	UPDT	TOTAL Tickets
2023	4	1	201	1	97	304
2024	15	5	386	3	819	1228
+/- Var	275.0%	400.0%	92.0%	200.0%	744.3%	303.9%
		Avg Locates per Day				61

County ticket Volume

YTD VS PREVIOUS YEAR

Pasquotank	3 HR	CNCL	NEW	RXMT	UPDT	TOTAL Tickets
2023	346	31	3573	170	971	5091
2024	501	41	5324	194	739	6799
+/- Var	44.8%	32.3%	49.0%	14.1%	-23.9%	33.5%
		Avg Locates per Day				33

County ticket Volume

YTD VS PREVIOUS YEAR

Camden	3 HR	CNCL	NEW	RXMT	UPDT	TOTAL Tickets
2023	121	11	1235	57	324	1748
2024	87	10	1105	43	181	1426
+/- Var	-28.1%	-9.1%	-10.5%	-24.6%	-44.1%	-18.4%
		Avg Locates per Day				7

County ticket Volume

YTD VS PREVIOUS YEAR

Perquimans	3 HR	CNCL	NEW	RXMT	UPDT	TOTAL Tickets
2023	98	9	1577	39	613	2336
2024	175	43	3212	87	7111	10628
+/- Var	78.6%	377.8%	103.7%	123.1%	1060.0%	355.0%
		Avg Locates per Day				51

County ticket distribution - OCTOBER

County/Place	10 Oct
PASQUOTANK	538
ELIZABETH CITY	527
LYNCHS CORNER	1
MORGANS CORNERS	2
NIXONTON	1
PASQUOTANK	3
WEEKSVILLE	4

County ticket distribution - OCTOBER

County/Place	10 Oct
CAMDEN	138
CAMDEN	95
SHILOH	18
SOUTH MILLS	24
WHITEHALL SHORES	1

County ticket distribution - OCTOBER

County/Place	10 Oct
PERQUIMANS	1228
BELVIDERE	61
BETHEL	7
BURGESS	1
DURANT	1
HERTFORD	731
HOLIDAY ISLAND	3
JACOCKS	1
NEW HOPE	94
PARKVILLE	322
SNUG HARBOR	4
WINFALL	3

DAMAGES

DIRT Damage Information
Reporting Tool

CGA Common
Ground
Alliance



OCTOBER Damages

NC-Alamance	25
NC-Alexander	3
NC-Beaufort	2
NC-Bertie	1
NC-Bladen	2
NC-Brunswick	12
NC-Buncombe	6
NC-Burke	1
NC-Cabarrus	29
NC-Caldwell	6
NC-Carteret	8
NC-Catawba	27
NC-Chatham	15
NC-Chowan	1
NC-Clay	1
NC-Cleveland	5
NC-Columbus	2
NC-Craven	17
NC-Cumberland	60
NC-Currituck	6
NC-Dare	8
NC-Davidson	18

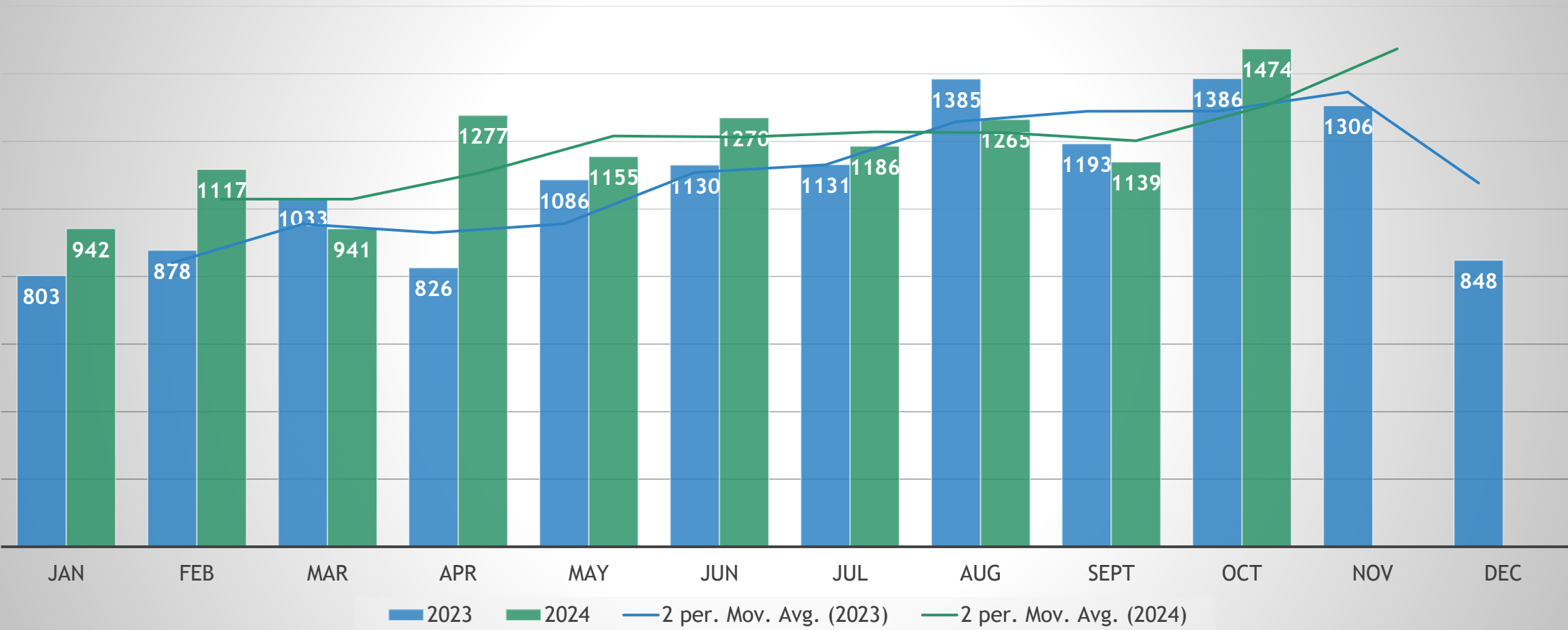
NC-Davie	5
NC-Duplin	5
NC-Durham	113
NC-Edgecombe	7
NC-Forsyth	51
NC-Franklin	6
NC-Gaston	23
NC-Guilford	42
NC-Halifax	1
NC-Harnett	27
NC-Haywood	2
NC-Henderson	6
NC-Hertford	1
NC-Hoke	7
NC-Iredell	32
NC-Johnston	53
NC-Jones	1
NC-Lee	8
NC-Lenoir	9
NC-Lincoln	6
NC-Martin	4
NC-McDowell	2
NC-Mecklenburg	262
NC-Montgomery	2
NC-Moore	30

NC-Nash	10
NC-New Hanover	26
NC-Northampton	1
NC-Onslow	10
NC-Orange	23
NC-Pamlico	6
NC-Pasquotank	1
NC-Pender	10
NC-Perquimans	4
NC-Person	1
NC-Pitt	16
NC-Polk	2
NC-Randolph	25
NC-Richmond	3
NC-Robeson	10
NC-Rockingham	8
NC-Rowan	26
NC-Rutherford	2
NC-Sampson	1
NC-Stanly	3
NC-Stokes	1
NC-Surry	2
NC-Transylvania	1
NC-Union	79
NC-Vance	1

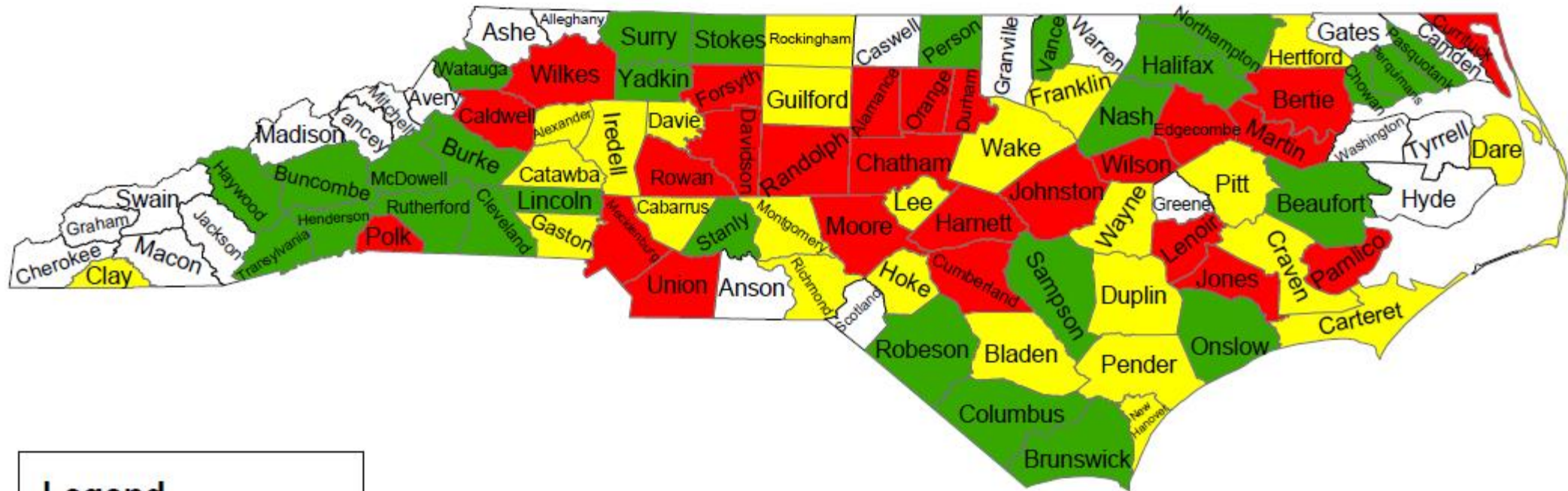
NC-Wake	220
NC-Watauga	1
NC-Wayne	7
NC-Wilkes	4
NC-Wilson	8
NC-Yadkin	2

Grand Total – 1,474

Damages in North Carolina 2024 vs 2023



Damages Per 1,000 Transmissions



Legend

Quantile

White	0.000000
Green	0.000001 - 0.671704
Yellow	0.671705 - 1.077199
Red	1.077200 - 3.556609

Top 10 Callers for – Pasquotank

Rank	Name	Totals
1	LAMBERTS CABLE SPLICING, LLC	117
2	BAREFOOT COMMUNICATIONS INC	40
3	PARKER STOCKSTILL CONSTRUCTION, INC	34
4	ATLANTIC FOUNDATIONS INC	33
5	MCPHERSON ENTERPRIZES PLUMBING & TRENCHI	20
6	STEVENSON SAND INC	16
7	CAROLINA CONDUIT SYSTEMS INC	15
8	PASQUOTANK COUNTY WATER DEPT	14
9	DIRT CHEAP LLC	14
10	WAFF CONTRACTING	14

Top 10 Callers for – Camden

Rank	Name	Totals
1	B T L FIBER	22
2	MASTEC	22
3	W AND W UNDERGROUND	18
4	ATLANTIC FOUNDATIONS INC	13
5	LAMBERTS CABLE SPLICING, LLC	10
6	SOUTH CAMDEN WATER AND SEWER DISTRICT	5
7	PARKER STOCKSTILL CONSTRUCTION, INC	4
8	JRC	4
9	4D DIRECTIONAL BORING	3
10	COLE UNDERGROUND	3

Top 10 Callers for – Perquimans

Rank	Name	Totals
1	PIEDMONT UTILITY GROUP, LLC	1054
2	MIDDLE CREEK CABLE, INC	120
3	FIBER OPTIC SOLUTIONS	49
4	LAMBERTS CABLE SPLICING, LLC	35
5	PERQUIMANS COUNTY WATER	16
6	NCDOT TRAFFIC SERVICE	13
7	STEVENSON SAND INC	8
8	W AND W UNDERGROUND	7
9	BEAR GARDEN INC	5
10	NCDOT	5



Education team



Parrish Reddick
Piedmont Liaison



Steven Moore
Media Relations Specialist



Ann Rushing
Education Manager



Tami Groves
Southeast Liaison



Howard Corey
Eastern Liaison



Rory Phipps
Western Liaison



THANK YOU!

A copy of this presentation
is available at
www.ncucc.org

