



NC811 MONTHLY UPDATE

JANUARY 2025

ROBESON UCC



# ANNOUNCEMENTS

Annual notices are going out via email to update member information by January 31<sup>st</sup>, 2025. Please update any information including maps to stay current as possible.



Contact Lesley Brouillard in Member Services at [Lesley@nc811.org](mailto:Lesley@nc811.org) if you have any questions.





# UPCOMING MEETINGS

---

- **NC State UCC Meeting**  
January 14, 2025, at 10am  
NC811, 5009 High Point Road, Greensboro  
TEAMS MEETING: Visit the [ncucc.org](https://ncucc.org) calendar page for a link to the meeting.
- **NCLRPC Meeting**  
January 15, 2025, at 11am  
NC811, 5009 High Point Road, Greensboro  
TEAMS MEETING: Visit the [ncucc.org](https://ncucc.org) calendar page for a link to the meeting.
- **NC811 Board Meeting**  
January 17, 2025, at 8:30am  
Embassy Suites  
204 Centreport Drive, Greensboro, NC 27409



# CALENDAR

NC811 & NCUCC  
event calendars can  
be found on  
[nc811.org](http://nc811.org) or the  
nc811 app





## DATA INSIGHTS

---

Locate Requests

Transmissions

County ticket volume  
and distribution

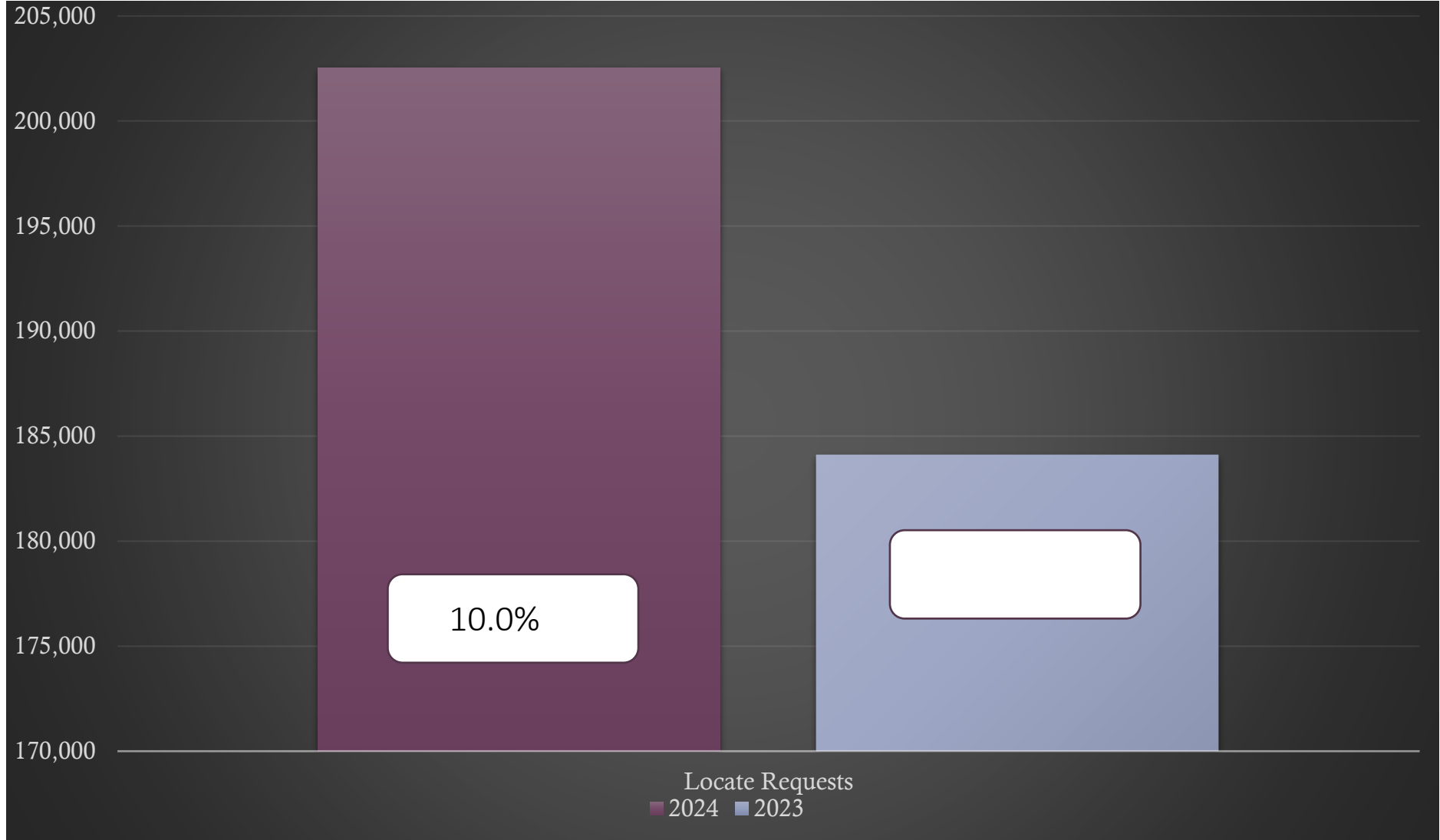




# Locate Requests for NC - Dec 24 vs 23


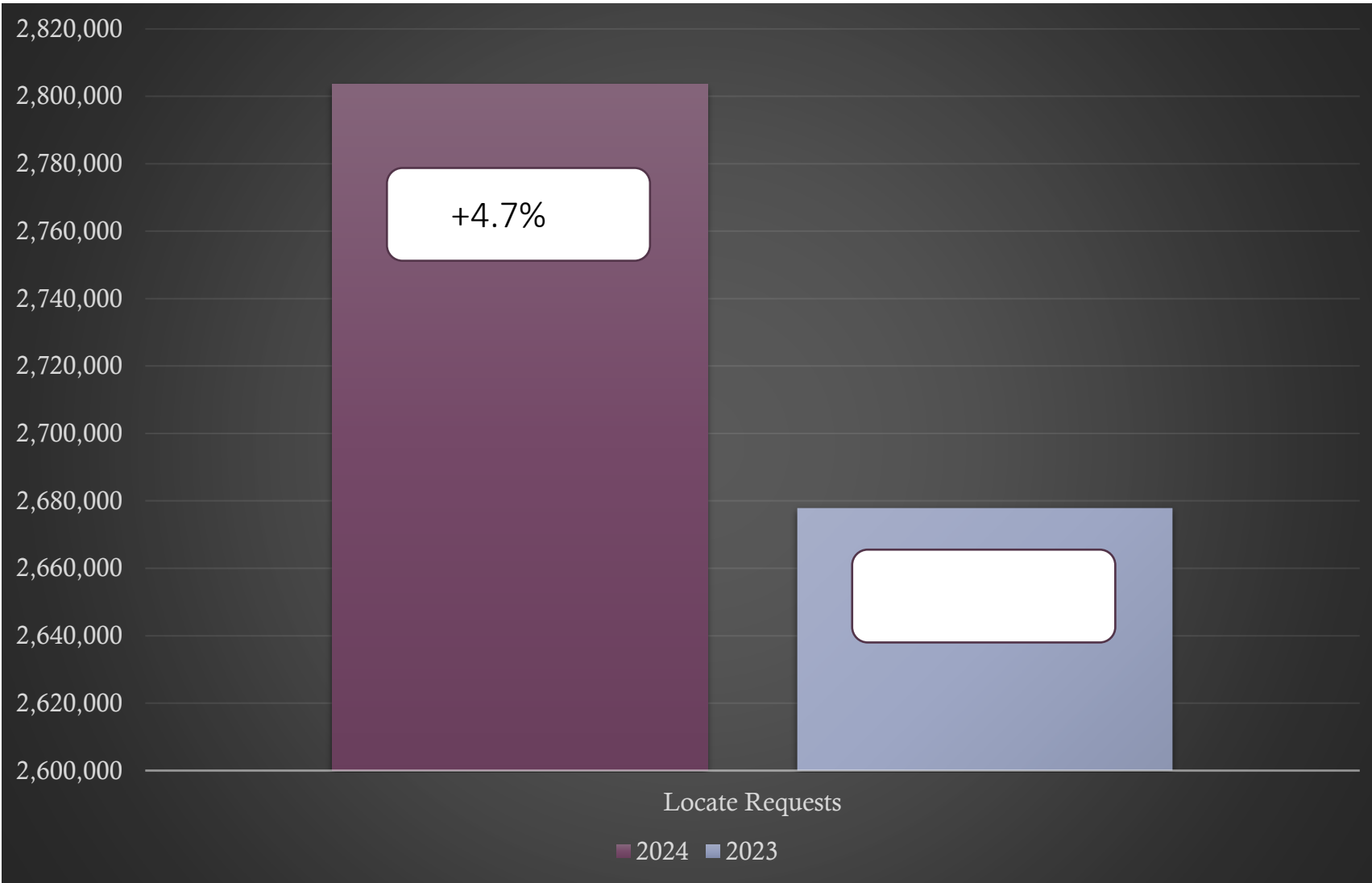
Dec. 2024 - 202,513 / 2023 - 184,086=(10.0%)  
YTD 2024 - 2,803,579/ 2023 - 2,677,733= +4.7%

Updates for Dec 2024 - (68,367) = 33.8% of volume / Nov 2024 = 30.3% (3.5% Increase from the month before) YTD-885,266 (31.6%)





# Locate Requests for NC - YTD



Dec. 2024 - 202,513 / 2023 - 184,086=(10.0%)  
YTD 2024 - 2,803,579/ 2023 - 2,677,733= +4.7%

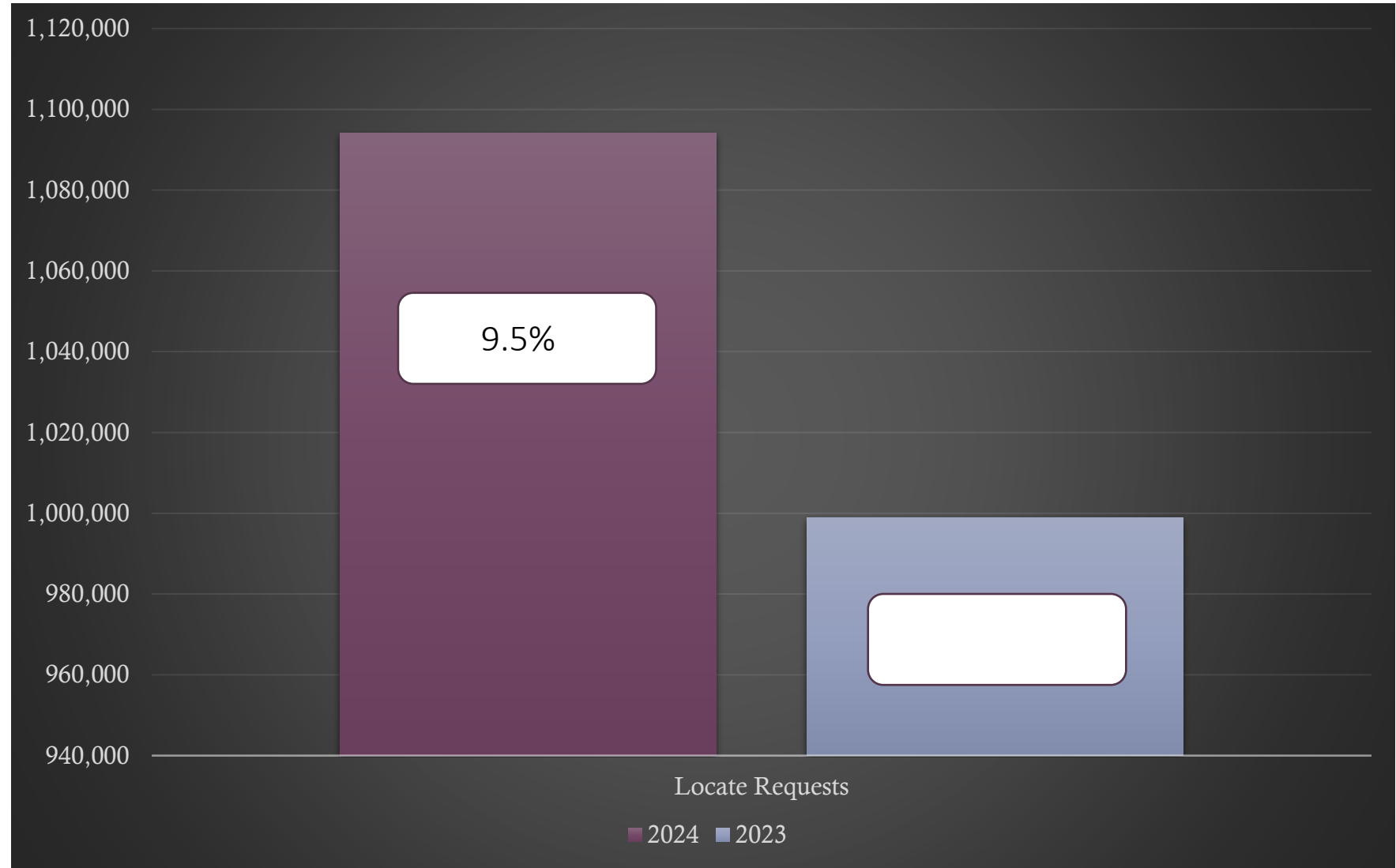
Updates for Dec 2024 - (68,367) = 33.8% of volume / Nov 2024 = 30.3% (3.5% Increase from the month before) YTD-885,266 (31.6%)



# Transmissions for NC – Dec 24 vs 23




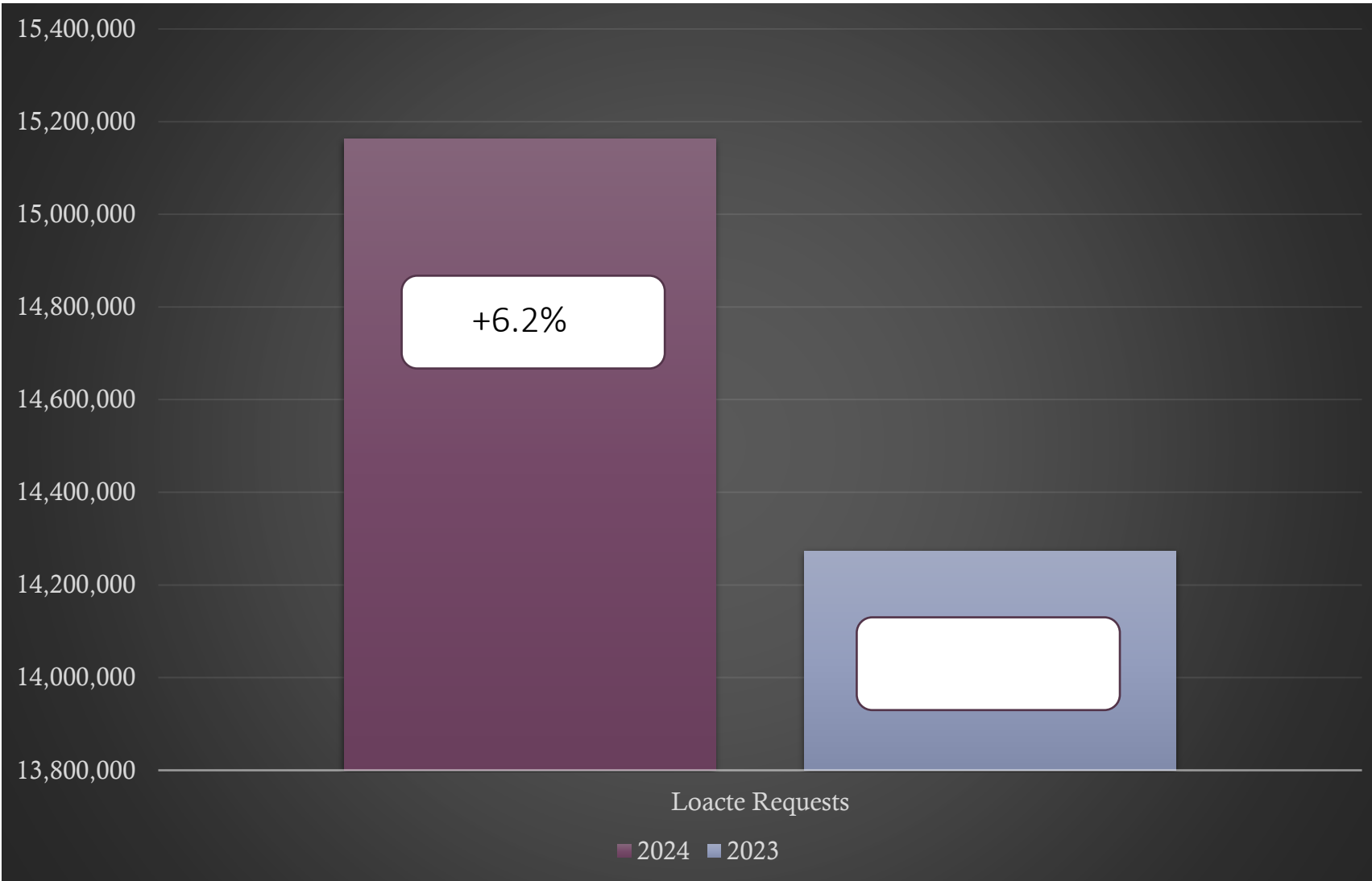
Transmissions MTD 2024- 1,094,058 / 2023 - 998,892= (9.5%)  
Transmissions YTD 2024- 15,163,299 / 2023 - 14,273,647= +6.23%







# Transmissions for NC - YTD 2024



Transmissions MTD 2024- 1,094,058 / 2023 - 998,892= (9.5%)  
Transmissions YTD 2024- 15,163,299 / 2023 - 14,273,647= +6.2%



# COUNTY TICKET VOLUME

2024 VS 2023

<b>Robeson</b>	<b>3 HR</b>	<b>CNCL</b>	<b>NEW</b>	<b>RXMT</b>	<b>UPDT</b>	<b>TOTAL Tickets</b>
<b>2023</b>	<b>6</b>	<b>22</b>	<b>1151</b>	<b>71</b>	<b>1226</b>	<b>2476</b>
<b>2024</b>	<b>60</b>	<b>11</b>	<b>1052</b>	<b>16</b>	<b>1240</b>	<b>2379</b>
<b>+/- Var</b>	<b>900.0%</b>	<b>-50.0%</b>	<b>-8.6%</b>	<b>-77.5%</b>	<b>1.1%</b>	<b>-3.9%</b>
			<b>Avg Locates per Day</b>			<b>125</b>



# COUNTY TICKET VOLUME

YTD VS PREVIOUS YEAR

<b>Robeson</b>	<b>3 HR</b>	<b>CNCL</b>	<b>NEW</b>	<b>RXMT</b>	<b>UPDT</b>	<b>TOTAL Tickets</b>
<b>2023</b>	<b>592</b>	<b>416</b>	<b>19236</b>	<b>1242</b>	<b>13241</b>	<b>34727</b>
<b>2024</b>	<b>777</b>	<b>272</b>	<b>16126</b>	<b>498</b>	<b>18721</b>	<b>36394</b>
<b>+/- Var</b>	<b>31.3%</b>	<b>-34.6%</b>	<b>-16.2%</b>	<b>-59.9%</b>	<b>41.4%</b>	<b>4.8%</b>
			<b>Avg Locates per Day</b>			<b>143</b>



# COUNTY TICKET DISTRIBUTION - DECEMBER

<b>ROBESON</b>	<b>2379</b>
ALLENTON	419
BUIES NECK	2
FAIRMONT	100
LUMBER BRIDGE	35
<b>LUMBERTON</b>	<b>579</b>
MAXTON	106
ORRUM	61
PARKTON	79
PEMBROKE	205
PROCTORVILLE	104
RAYNHAM	5
RED SPRINGS	76
RENNERT	1
ROWLAND	45
SADDLETREE	28
SAINT PAULS	503
SHANNON	31



## Top 10 Callers for - December

<b>Robeson</b>	<b>Name</b>	<b>Totals</b>
1	PIEDMONT UTILITY GROUP LLC	320
2	BORE TECH UTILITIES INC	236
3	PIEDMONT UTILITY GROUP, LLC	197
4	R G COMMUNICATIONS INC	174
5	FLATIRON CONSTRUCTION	154
6	MASTEC	115
7	SOUTHEAST CONNECTIONS LLC	78
8	WEBBER, LLC	71
9	J & J UNDERGROUND UTILITIES LLC	65
10	A & L CABLE SERVICES INC	65

# DAMAGES

**DIRT** Damage Information  
Reporting Tool





# December Damages

ALAMANCE	7
ALEXANDER	0
ALLEGHANY	0
ANSON	1
ASHE	1
AVERY	1
BEAUFORT	0
BERTIE	1
BLADEN	0
BRUNSWICK	10
BUNCOMBE	8
BURKE	1
CABARRUS	16
CALDWELL	3
CAMDEN	0
CARTERET	9
CASWELL	0
CATAWBA	13
CHATHAM	14
CHEROKEE	1
CHOWAN	0
CLAY	0
CLEVELAND	7
COLUMBUS	4


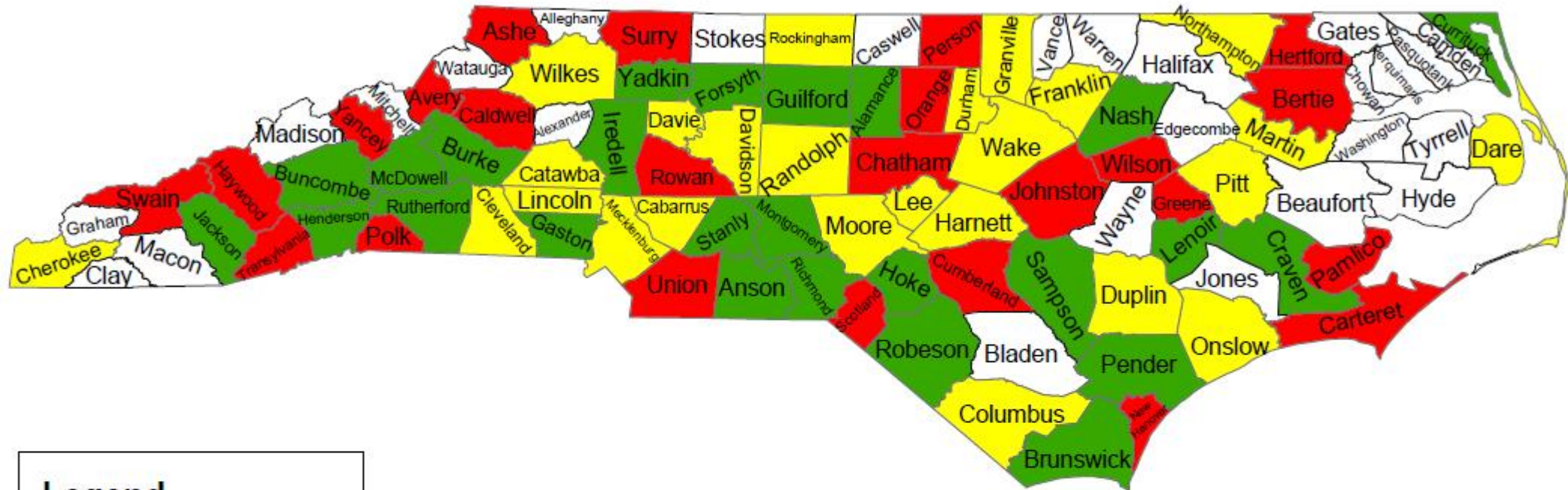
CRAVEN	3
CUMBERLAND	34
CURRITUCK	1
DARE	11
DAVIDSON	8
DAVIE	4
DUPLIN	4
DURHAM	48
EDGECOMBE	0
FORSYTH	19
FRANKLIN	6
GASTON	16
GATES	0
GRAHAM	0
GRANVILLE	2
GREENE	2
GUILFORD	22
HALIFAX	0
HARNETT	11
HAYWOOD	3
HENDERSON	3
HERTFORD	2
HOKE	3
HYDE	0
IREDELL	14

JACKSON	1
JOHNSTON	31
JONES	0
LEE	6
LENOIR	3
LINCOLN	7
MACON	0
MADISON	0
MARTIN	1
MCDOWELL	1
MECKLENBURG	121
MITCHELL	0
MONTGOMERY	2
MOORE	18
NASH	3
NEW HANOVER	28
NORTHAMPTON	1
ONSLOW	13
ORANGE	36
PAMLICO	1
PASQUOTANK	0
PENDER	5
PERQUIMANS	0
PERSON	3
PITT	12

POLK	2
RANDOLPH	7
RICHMOND	2
ROBESON	7
ROCKINGHAM	5
ROWAN	15
RUTHERFORD	2
SAMPSON	3
SCOTLAND	2
STANLY	1
STOKES	0
SURRY	6
SWAIN	1
TRANSYLVANIA	7
TYRRELL	0
UNION	50
VANCE	0
WAKE	120
WARREN	0
WASHINGTON	0
WATAUGA	0
WAYNE	0
WILKES	2
WILSON	3
YADKIN	1
YANCEY	1

**Grand Total 843**

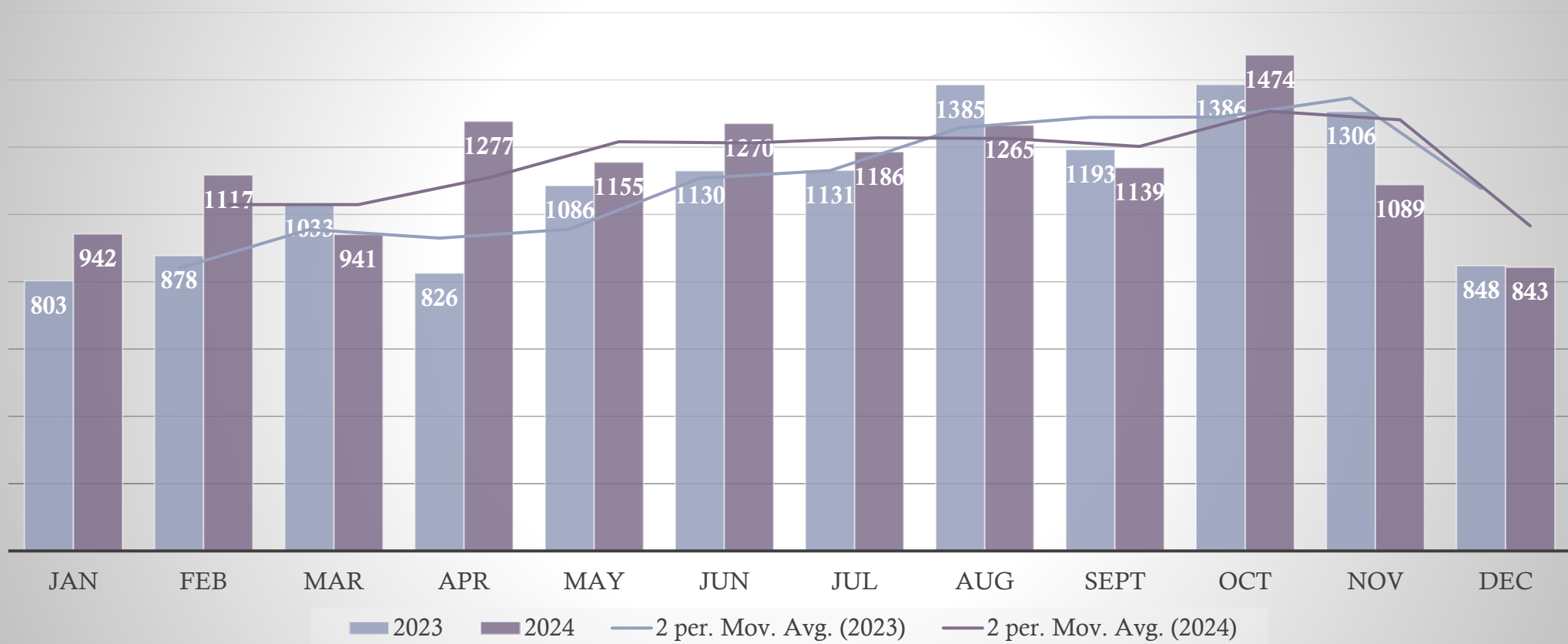
# Damages Per 1,000 Transmissions







## Damages in North Carolina 2024 vs 2023





# EDUCATION TEAM



**Parrish Reddick**  
Piedmont Liaison



**Steven Moore**  
Media Relations  
Specialist



**Ann Rushing**  
Education  
Manager



**Tami Groves**  
Southeast  
Liaison



**Howard  
Corey**  
Eastern Liaison



**Rory Phipps**  
Western Liaison



# THANK YOU!

A copy of this presentation  
is available at  
[www.ncucc.org](http://www.ncucc.org)



**Robeson County Utility Coordinating Committee**

**Location:** 215 Cedar St, Lumberton NC

**Date:** November January 9th

**Time:** 10:00

**Attendance:** 4

**Safety Moment:** None

**Announcements:** Next meeting will be Online only!

**Old Business:** No old business to discuss

**Agenda items:**

- Parrish Reddick with NC811 Liaison gave the presentation for Jan 2025
- Jason with PNG stated Southeast Connection is laying 30 miles of pipe that will vary between 2" & 6", Pembroke to Lumberton at distribution pressure.
- Doug-Supervisor with USIC stated they are in the process of hiring 5 more locators for the Robeson County area.  
Brian with S&N wanted to let everyone know that S&N locates for Brightspeed and if any issues arise with locates to contact him.

**Next Meeting:** February 13th, 2025 @ 10:00am,

**Location:** Online only!

