



NC811 MONTHLY UPDATE

JANUARY 2025

CRAVEN/PAMLICO UCC



ANNOUNCEMENTS

Annual notices are going out via email to update member information by January 31st, 2025. Please update any information including maps to stay current as possible.



Contact Lesley Brouillard in Member Services at Lesley@nc811.org if you have any questions.





UPCOMING MEETINGS

- **NC State UCC Meeting**
January 14, 2025 at 10am
NC811, 5009 High Point Road, Greensboro
TEAMS MEETING: Visit the ncucc.org calendar page for a link to the meeting.
 - **NCLRPC Meeting**
January 15, 2025 at 11am
NC811, 5009 High Point Road, Greensboro
TEAMS MEETING: Visit the ncucc.org calendar page for a link to the meeting.
 - **NC811 Board Meeting**
January 17, 2025 at 8:30am
Embassy Suites
204 Centreport Drive, Greensboro, NC 27409
-



CALENDAR

NC811 & NCUCC
event calendars can
be found on
nc811.org or the
nc811 app





DATA INSIGHTS

Locate Requests

Transmissions

County ticket volume
and distribution



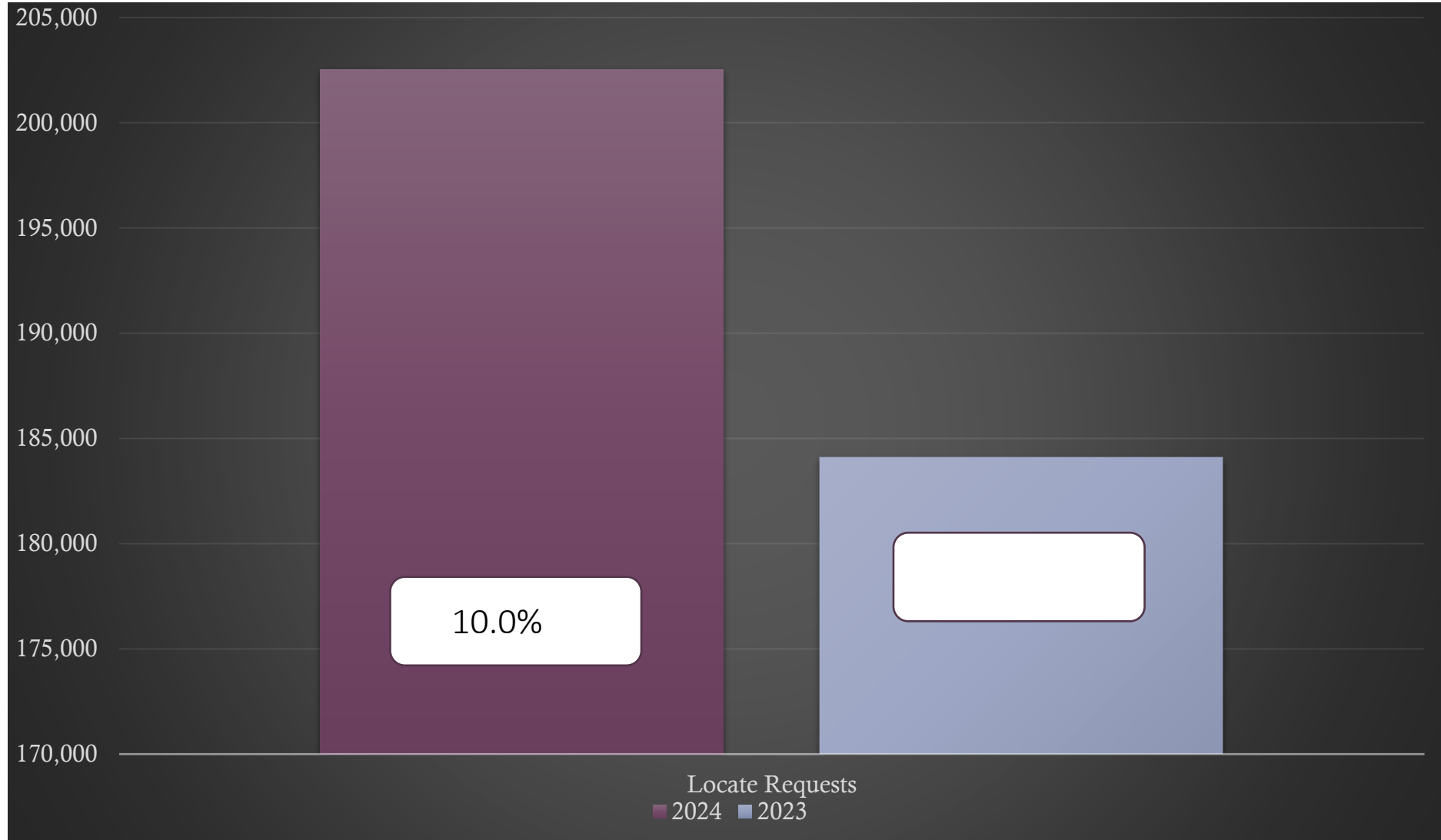


Locate Requests for NC - Dec 24 vs 23

Dec. 2024 - 202,513
Dec. 2023 - 184,086 = (10.0%)

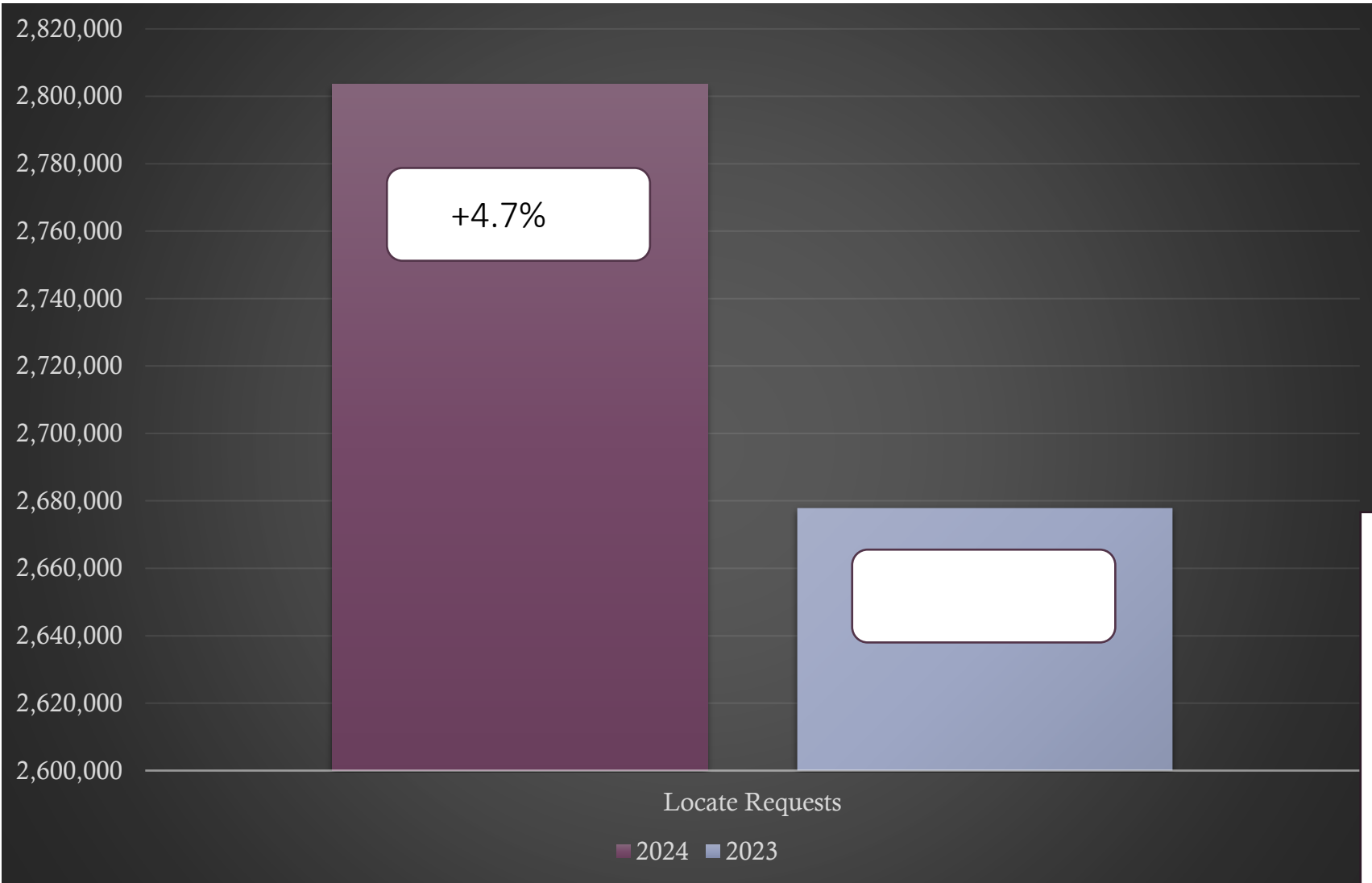

Updates for Dec 2024 - (68,367)
= 33.8% of volume

Nov 2024 = 30.3% (3.5% Increase
from the month before)
YTD-885,266 (31.6%)





Locate Requests for NC - YTD



Dec.2024 - 202,513 / 2023 -184,086=(10.0%)
YTD 2024 - 2,803,579/ 2023 - 2,677,733= (+4.7%)

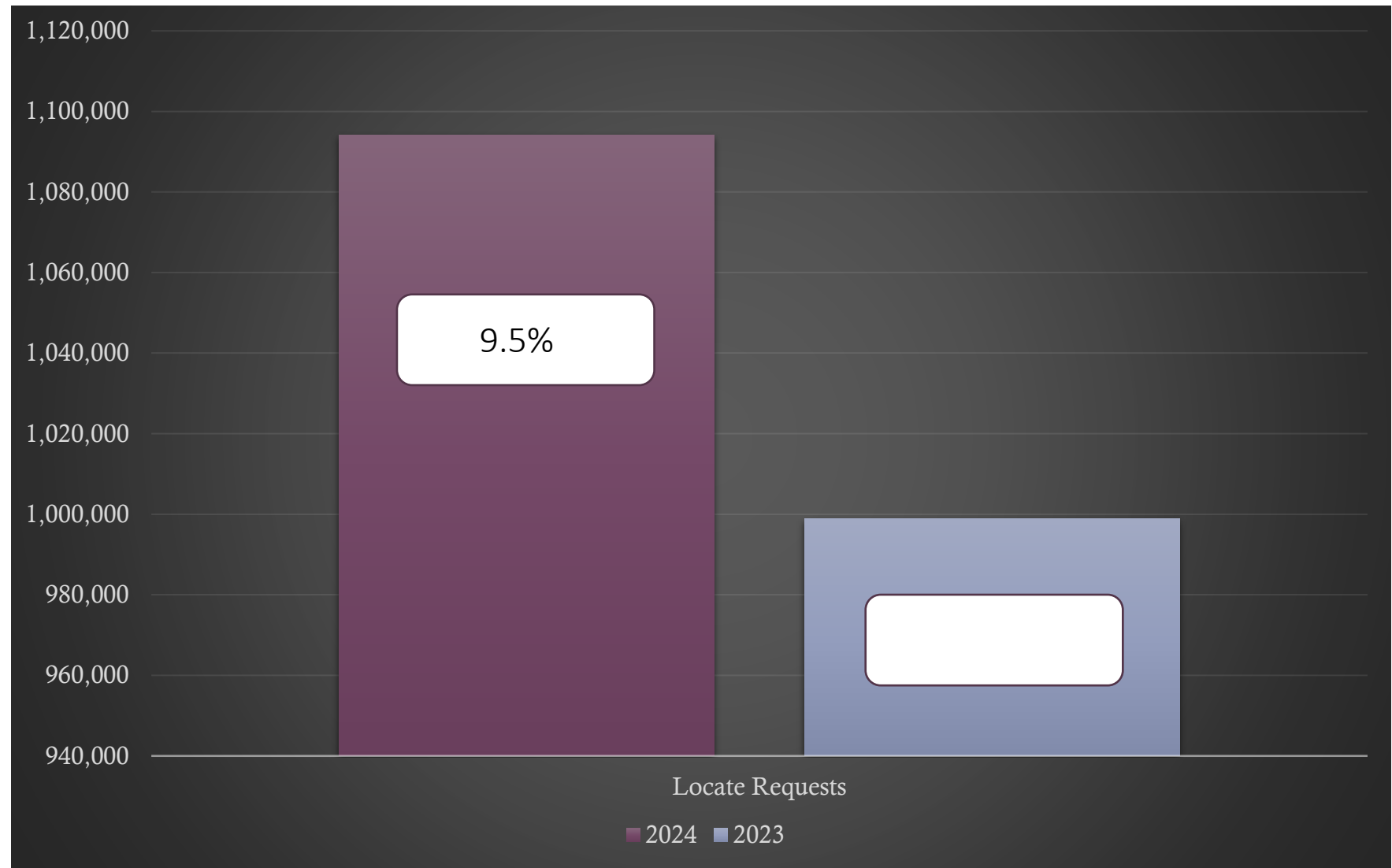
Updates for Dec 2024
(68,367) = 3.8% of volume / Nov 2024 =30.3%
(3.5% Increase from the month before)
YTD-885,266 (31.6%)



Transmissions for NC – Dec 24 vs 23

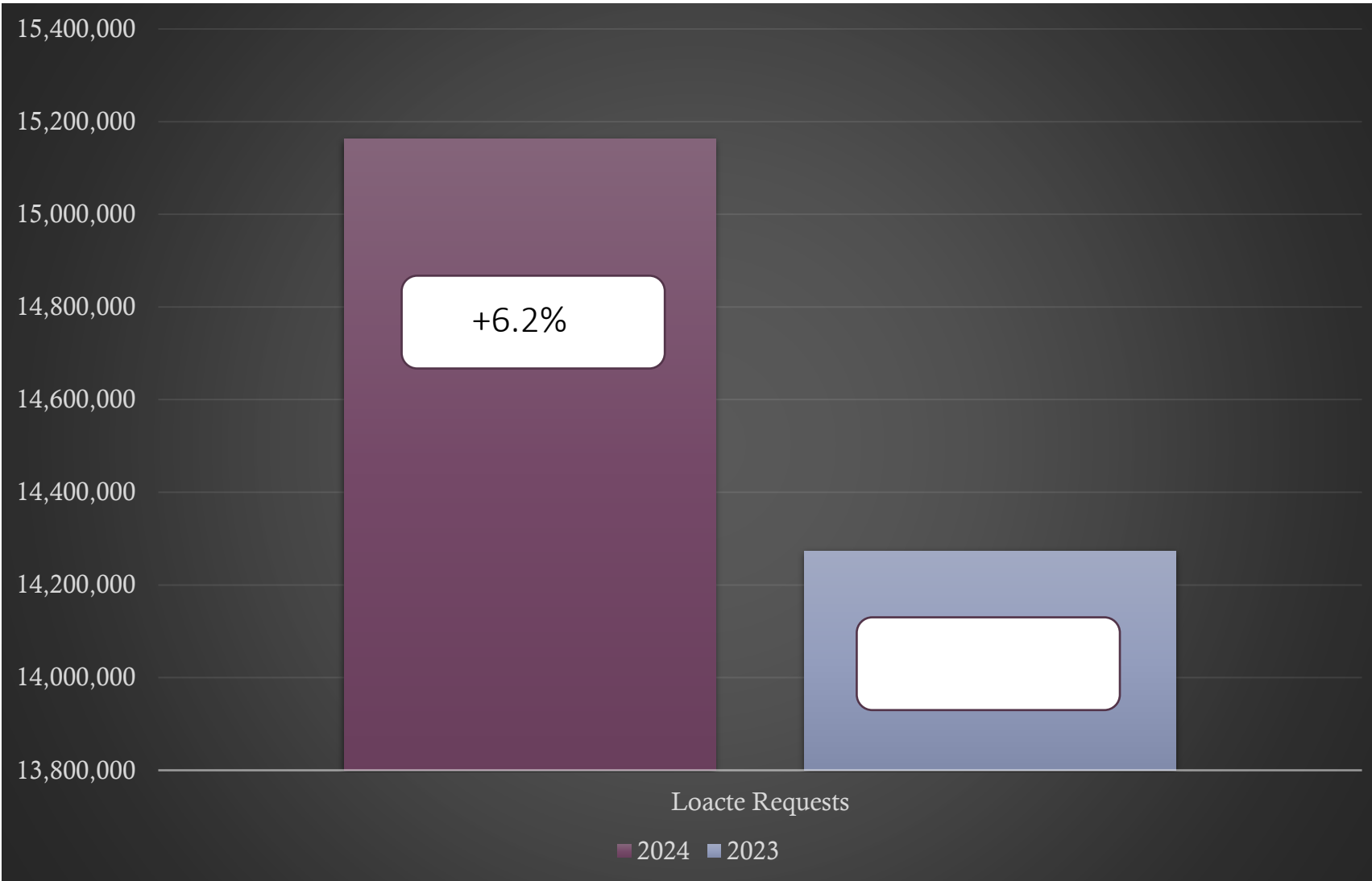


Transmissions MTD
2024-1,094,058/2023-998,892= (9.5%)





Transmissions for NC - YTD 2024



Transmissions YTD
2024-15,163,299/ 2023-14,273,647= +6.2%



COUNTY TICKET VOLUME

2024 VS 2023

Craven	3 HR	CNCL	NEW	RXMT	UPDT	TOTAL Tickets
2023	43	10	1220	19	541	1833
2024	115	28	1884	33	763	2823
+/- Var	167.4%	180.0%	54.4%	73.7%	41.0%	54.0%
		Avg Locates per Day				149



COUNTY TICKET VOLUME

2024 VS 2023

Pamlico	3 HR	CNCL	NEW	RXMT	UPDT	TOTAL Tickets
2023	6	0	128	7	26	167
2024	18	2	148	1	24	193
+/- Var	200.0%	100%	15.6%	-85.7%	-7.7%	15.6%
		Avg Locates per Day				10



COUNTY TICKET VOLUME

YTD VS PREVIOUS YEAR

Craven	3 HR	CNCL	NEW	RXMT	UPDT	TOTAL Tickets
2023	838	274	18913	354	8098	28477
2024	1614	357	22860	549	9693	35073
+/- Var	92.6%	30.3%	20.9%	55.1%	19.7%	23.2%
		Avg Locates per Day				138



COUNTY TICKET VOLUME

YTD VS PREVIOUS YEAR

Pamlico	3 HR	CNCL	NEW	RXMT	UPDT	TOTAL Tickets
2023	213	25	2194	73	558	3063
2024	395	22	2628	106	359	3510
+/- Var	85.4%	-12.0%	19.8%	45.2%	-35.7%	14.6%
		Avg Locates per Day				14



COUNTY TICKET DISTRIBUTION - DECEMBER

County/Place	12 Dec
CRAVEN	2823
BRICES CREEK	4
BRIDGETON	8
CAYTON	1
CHERRY POINT LANDING	14
COVE CITY	97
DOVER	26
ERNUL	7
FAIRFIELD HARBOUR	230
FORT BARNWELL	2
HAVELOCK	487
JAMES CITY	313

NEUSE FOREST	2
NEW BERN	1225
NORTH HARLOWE	1
RIVER BEND	20
RIVERSIDE	26
TRENT WOODS	31
VANCEBORO	328
WOODROW	1



COUNTY TICKET DISTRIBUTION - DECEMBER

County/Place	12 Dec
PAMLICO	193
ALLIANCE	1
ARAPAHOE	25
BAYBORO	39
FLORENCE	1
GRANTSBORO	17
HOBUCKEN	1
MERRITT	20
MINNESOTT BEACH	10
OLYMPIA	2
ORIENTAL	72
REELSBORO	2
STONEWALL	1
VANDEMERE	2



Top 10 Callers for – Craven

Rank	Name	Totals
1	LAMBERTS CABLE SPLICING, LLC	231
2	MUDD INVESTMENTS	190
3	CMP TECHNOLOGIES	177
4	WILLIS CABLE CONSTRUCTION, INC	176
5	BALFOUR BEATTY INFRASTRUCTURE, INC	152
6	W G UNDERGROUND LLC	146
7	CANOS SERVICES LLC	105
8	RIVER CITY CONSTRUCTION	101
9	HENDRIX BARNHILL CO, INC	92
10	TEC MARKET LLC	72



Top 10 Callers for - Pamlico

Rank	Name	Totals
1	MUDD INVESTMENTS	44
2	LAMBERTS CABLE SPLICING, LLC	21
3	MID ATLANTIC CABLE SOLUTIONS	10
4	TIDELAND EMC	9
5	BOBBY CAHOON CONSTRUCTION, INC.	8
6	BAY RIVER METRO SEWER	8
7	LAMBERTS CABLE SPLICING, LLC	8
8	JAMES L CAYTON ASSOCIATES	7
9	RIVER CITY CONSTUCTION	7
10	DUKE ENERGY	6

DAMAGES

DIRT Damage Information
Reporting Tool





December Damages

ALAMANCE	7
ALEXANDER	0
ALLEGHANY	0
ANSON	1
ASHE	1
AVERY	1
BEAUFORT	0
BERTIE	1
BLADEN	0
BRUNSWICK	10
BUNCOMBE	8
BURKE	1
CABARRUS	16
CALDWELL	3
CAMDEN	0
CARTERET	9
CASWELL	0
CATAWBA	13
CHATHAM	14
CHEROKEE	1
CHOWAN	0
CLAY	0
CLEVELAND	7
COLUMBUS	4


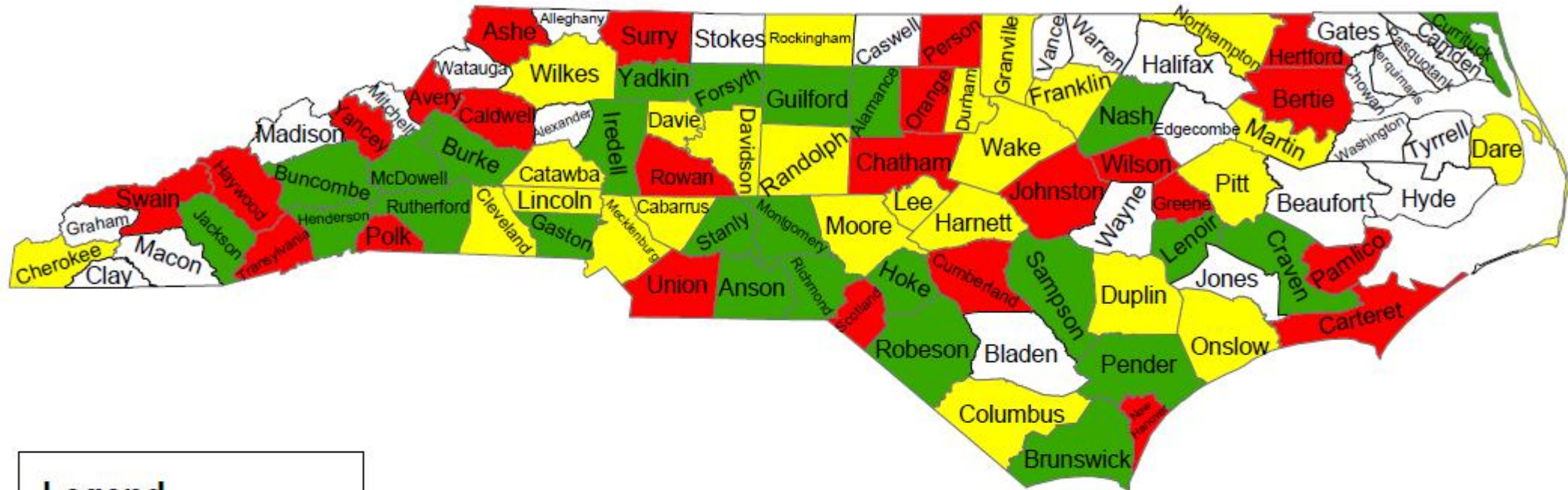
CRAVEN	3
CUMBERLAND	34
CURRITUCK	1
DARE	11
DAVIDSON	8
DAVIE	4
DUPLIN	4
DURHAM	48
EDGECOMBE	0
FORSYTH	19
FRANKLIN	6
GASTON	16
GATES	0
GRAHAM	0
GRANVILLE	2
GREENE	2
GUILFORD	22
HALIFAX	0
HARNETT	11
HAYWOOD	3
HENDERSON	3
HERTFORD	2
HOKE	3
HYDE	0
IREDELL	14

JACKSON	1
JOHNSTON	31
JONES	0
LEE	6
LENOIR	3
LINCOLN	7
MACON	0
MADISON	0
MARTIN	1
MCDOWELL	1
MECKLENBURG	121
MITCHELL	0
MONTGOMERY	2
MOORE	18
NASH	3
NEW HANOVER	28
NORTHAMPTON	1
ONslow	13
ORANGE	36
PAMLICO	1
PASQUOTANK	0
PENDER	5
PERQUIMANS	0
PERSON	3
PITT	12

POLK	2
RANDOLPH	7
RICHMOND	2
ROBESON	7
ROCKINGHAM	5
ROWAN	15
RUTHERFORD	2
SAMPSON	3
SCOTLAND	2
STANLY	1
STOKES	0
SURRY	6
SWAIN	1
TRANSYLVANIA	7
TYRRELL	0
UNION	50
VANCE	0
WAKE	120
WARREN	0
WASHINGTON	0
WATAUGA	0
WAYNE	0
WILKES	2
WILSON	3
YADKIN	1
YANCEY	1

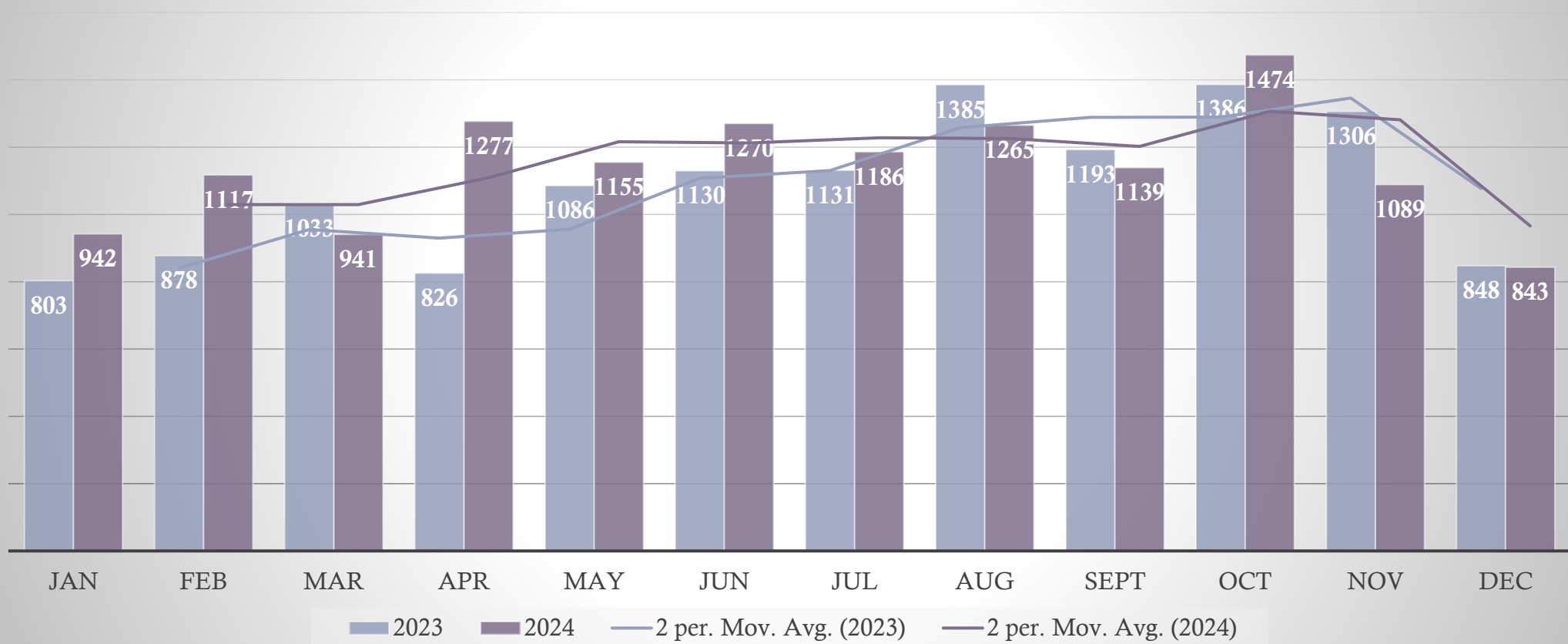
Grand Total 843

Damages Per 1,000 Transmissions





Damages in North Carolina 2024 vs 2023





EDUCATION TEAM



Parrish Reddick
Piedmont Liaison



Steven Moore
Media Relations
Specialist



Ann Rushing
Education
Manager



Tami Groves
Southeast
Liaison



Howard
Corey
Eastern Liaison



Rory Phipps
Western Liaison



THANK YOU!

A copy of this presentation
is available at
www.ncucc.org

