

Lower Cape Fear

UCC Sign-In Sheet

County: \_\_\_\_\_ Date: 2/18/2025

Name	Company	Email	Phone Number
HOWARD COREY	NCBII	howard@ncbii.org	336-317-5999
Will HAAG	Badger	whaag@badgerinc.com	910-523-1206
Kelsea ROGERS	SEL	kelsea.rogers@seconnections.com	910-899-6702
Noian CARROZZO	WD Wright	ncarrozza@wdwright.com	910 973 0412
Michael Alexandersen	Flagger Force	Michael.Alexandersen@flaggerforce.com	717 2131613
WILLIAM WILBURN	METRONET	WILLIAM.WILBURN@METRONET.COM	910 707 9594
Twentys Magee	Metronet	Twentys.Magee@Metronet.com	662-617-4554
Charlie D. Brown, III	AT&T	cb0405@att.com	910-200-1071
Jon Gagnon	Metronet	Jon_Gagnon@metronet.com	518 428 9277
ERIC WILLIAMS	METRONET	ERIC.WILLIAMS@metronet.com	410 739 7039
Delton Perry	U.S.I.C	DeltonPerry@usicllc.com	919-758-4060
Nick Bailey	SR&R Environmental	nick.bailey@srreenviro.com	910-508-2055
Angel Hammers	NC DOT DIV 3 DIST 3	ahammers@ncdot.gov	910-398-9100
Bret Russell	COW	bret.russell@wilmingtonnc.gov	910-341-5890
Jake Blamer	COW	jake.blamer@wilmingtonnc.gov	-
Jerry Hammond	COW	jerry.hammond@wilmingtonnc.gov	910-341-5899
Brian Richardson	PNG	brian.richardson@duke-energy.com	910-604-0211
Josh England	SEC	Joshua.England@seconnections.com	910-301-0350
Judd Sitter	PNG	juddson.sitter@duke-energy.com	910-251-2821
Jaron Davis	USIC	jaron.davis@usicllc.com	803-604-2686
NORMAN BARDEN	PNG	Norman.Barden@duke-energy.com	910.520.5808



# Dig Safe, Contact



## EVERY DIG. EVERY TIME.



2025 NC811 Billboard



## NC811 MONTHLY UPDATE

## LOWER CAPE FEAR UCC

## FEBRUARY 2025



# 2025 BANNER

*120 banners will be available for free. First come, first serve.*

**Dig Safe, Contact**  
**EVERY DIG.**  
**EVERY TIME.**

**811**®

**nc811.org**

Scan this QR code once you have displayed your banner



# 2025 TAILGATE WRAPS

*26 wraps will be available for free.*

**Apply today!**



[nc811.org/nc811-tailgate-wraps](https://nc811.org/nc811-tailgate-wraps)





NC 811.ORG



[nc811.org/dare-to-dig](https://nc811.org/dare-to-dig)

# \$300 DARE TO DIG CONTEST

[April is National Safe Digging Month](#) and it's almost time to get digging!! Entering the contest only takes a few minutes and you could win \$300 just by digging a few virtual holes.

**Contest runs from now until April 30<sup>th</sup>**



# Transform your tanks with the 811 Logo!

Is it time for your above-ground or elevated storage tanks to be repainted? With our 811 Water Tank Grant Program, you can receive up to \$10,000 to have the 811 logo beautifully painted on your tanks!



SAFETY IS IN YOUR HANDS.  
EVERY DIG. EVERY TIME.

[nc811.org/water-tank-grant](https://nc811.org/water-tank-grant)



# 811 Water Tank Grant Program!



# Join us at 2025 Joint NC/SC UCC Conference

Where: **Wrightsville Beach, NC**

When: **May 14-16, 2025**



[neucc.org/joint-nc-sc-uccc](https://neucc.org/joint-nc-sc-uccc)





Feb 28th - March 2nd, 2025  
NC State Fairgrounds, Raleigh



[dixiedeerclassic.org](http://dixiedeerclassic.org)



# UPCOMING MEETINGS



- **NC State UCC**  
March 11, 2025, at 10am  
Enbridge, 4211 Global St., Raleigh NC  
TEAMS MEETING: Visit the [ncucc.org](https://ncucc.org) calendar page for a link to the meeting.
- **NCLRPC**  
March 19, 2025, at 11am  
NC811, 5009 High Point Road, Greensboro  
TEAMS MEETING: Visit the [ncucc.org](https://ncucc.org) calendar page for a link to the meeting.
- **NC811 Board**  
April 25, 2025, at 8:30am  
Chetola Resort  
185 Chetola Lake Dr., Blowing Rock, NC





# CALENDAR

NC811 & NCUCC  
event calendars can  
be found on  
[nc811.org](http://nc811.org) or the  
nc811 app







## DATA INSIGHTS

---

Locate Requests

Transmissions

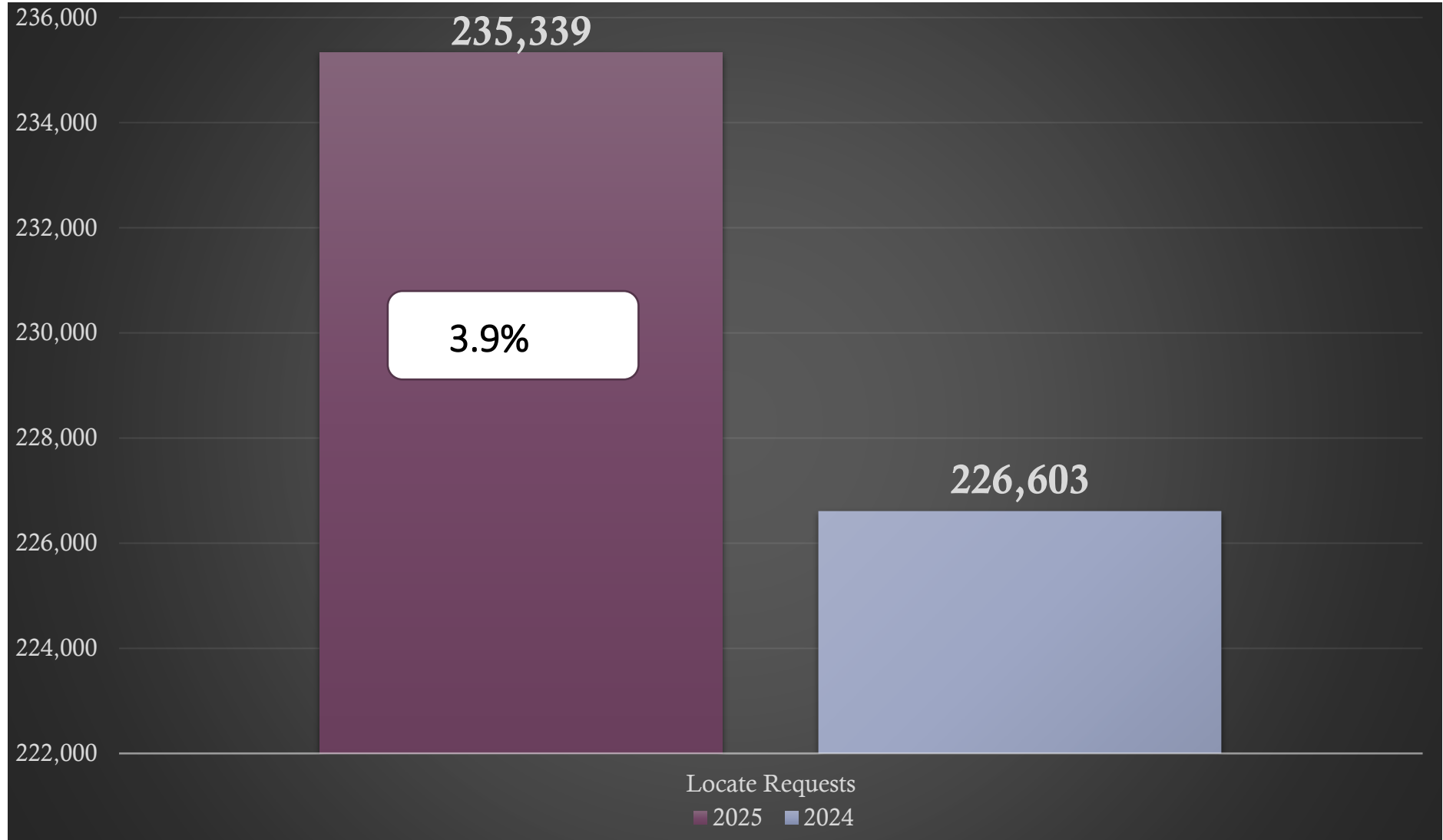
County ticket volume  
and distribution







# Locate Requests for NC – Jan. 25 vs 24



Jan. 2025 - 235,339 / 2024 - 226,603=(3.9%)  
YTD 2025 - 235,339/ 2024 - 226,603 = +3.9%

Updates for Jan 2025 - (75,322) = 32.0% of volume / Dec 2024 = 33.8% (1.8% Decrease from the month before)



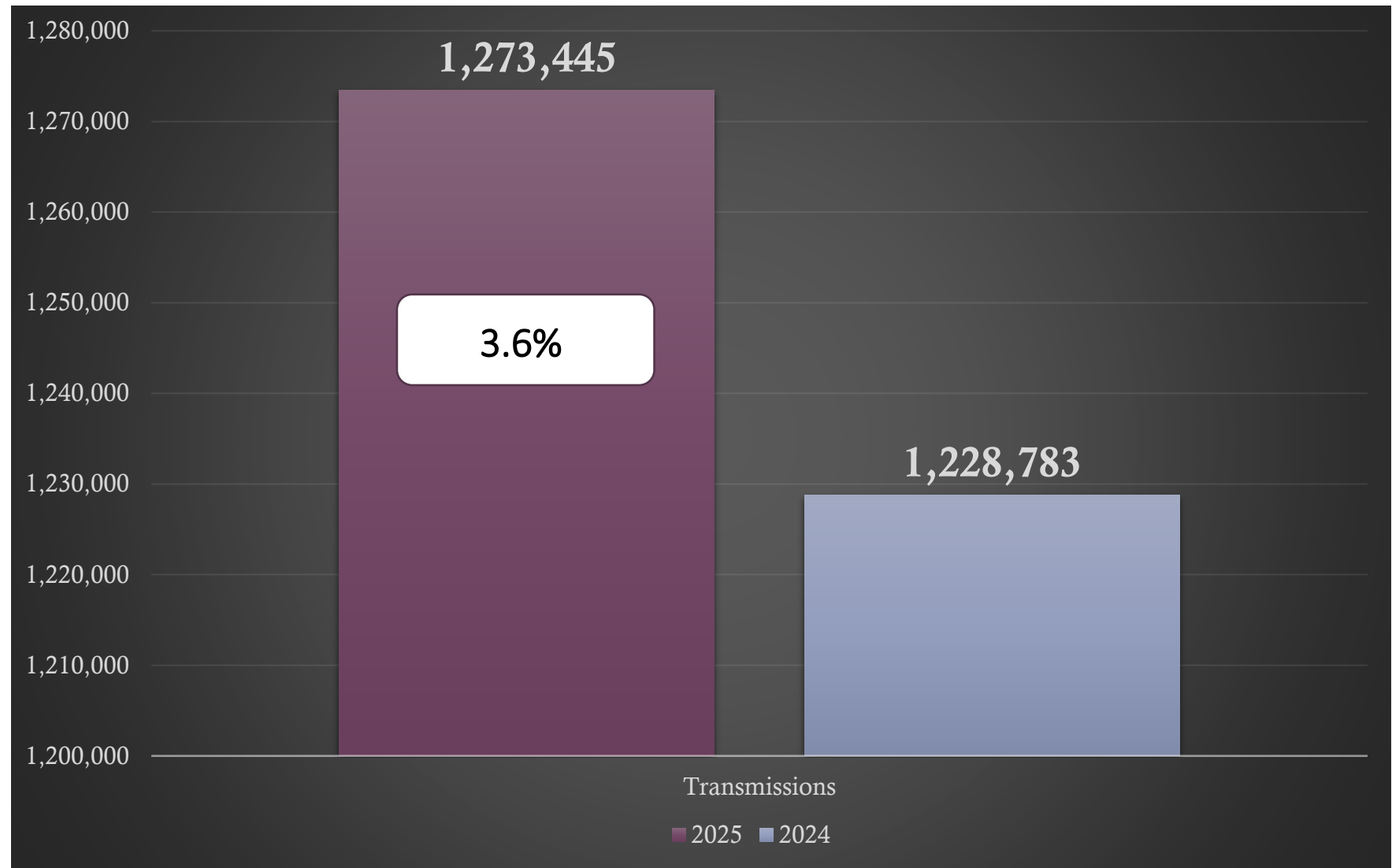


# Transmissions for NC – Jan. 25 vs 24



Transmissions MTD 2025- 1,273,445 /  
2024 - 1,228,783= (3.6%)

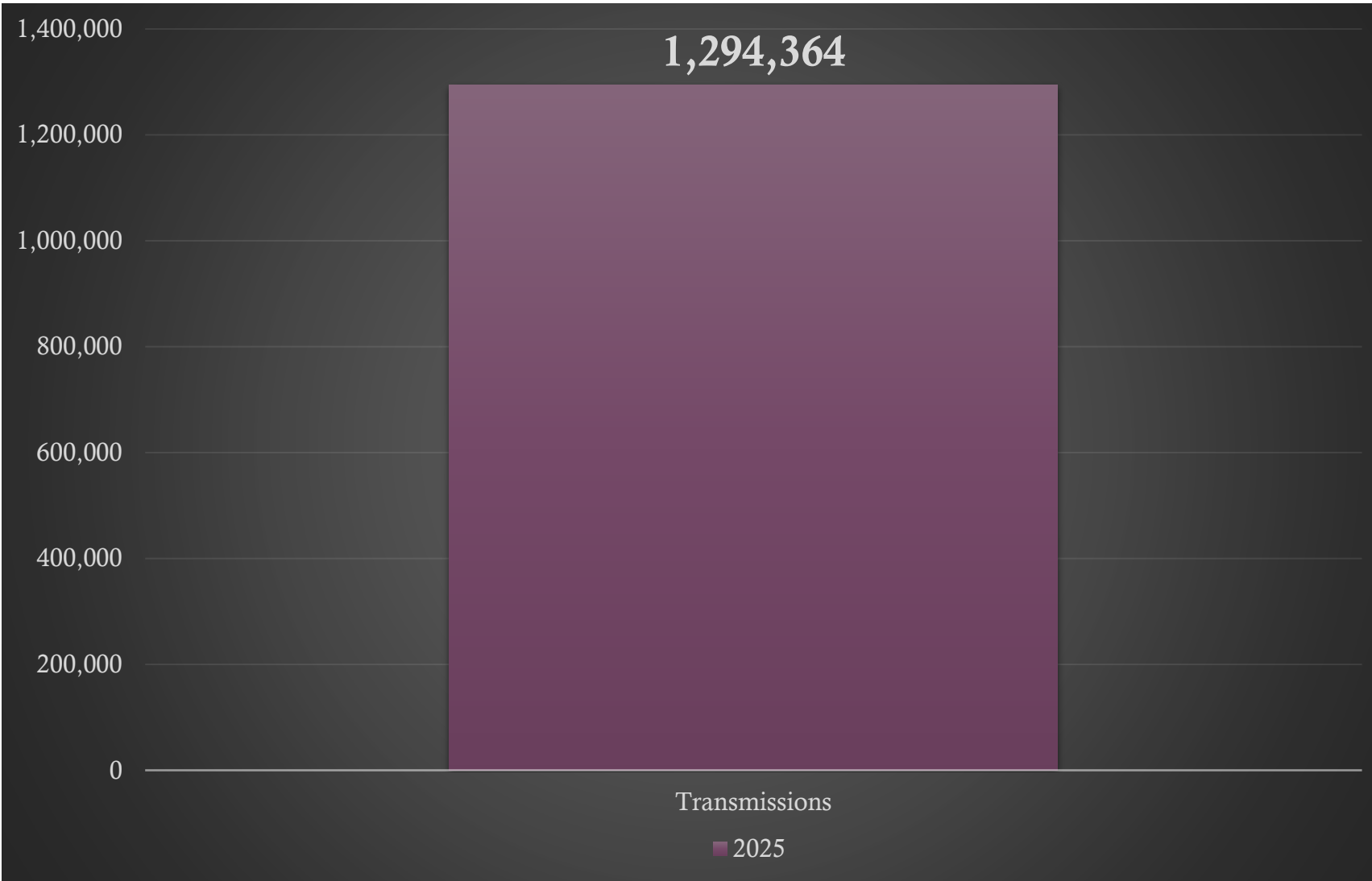
Transmissions YTD 2025- 1,273,445 /  
2024 - 1,228,783= (5.3%)







# Transmissions for NC - YTD 2025



Transmissions MTD 2025- 1,294,364 /  
2024 - 1,228,783= (5.3%)

Transmissions YTD 2025- 1,294,364 /  
2024 - 1,228,783= (5.3%)





# COUNTY TICKET VOLUME JANUARY 2025 VS 2024

<b>New Hanover</b>	<b>3 HR</b>	<b>CNCL</b>	<b>NEW</b>	<b>RXMT</b>	<b>UPDT</b>	<b>TOTAL Tickets</b>
2024	112	26	2738	78	1182	4136
2025	435	36	2799	77	1446	4793
+/- Var	288.4%	38.5%	2.2%	-1.3%	22.3%	15.9%
		Avg Locates per Day				240





# COUNTY TICKET VOLUME JANUARY 2025 VS 2024

<b>Brunswick</b>	<b>3 HR</b>	<b>CNCL</b>	<b>NEW</b>	<b>RXMT</b>	<b>UPDT</b>	<b>TOTAL Tickets</b>
2024	118	48	3741	57	1288	5252
2025	54	24	3379	58	1454	4969
+/- Var	-54.2%	-50.0%	-9.7%	1.8%	12.9%	-5.4%
		Avg Locates per Day				248





# COUNTY TICKET VOLUME JANUARY 2025 VS 2024

<b>Pender</b>	<b>3 HR</b>	<b>CNCL</b>	<b>NEW</b>	<b>RXMT</b>	<b>UPDT</b>	<b>TOTAL Tickets</b>
2024	36	12	1225	39	1488	2800
2025	118	13	1194	24	1426	2775
+/- Var	227.8%	8.3%	-2.5%	-38.5%	-4.2%	-0.9%
		Avg Locates per Day				139





# COUNTY TICKET DISTRIBUTION - JANUARY

County/Place	01 Jan
<b>NEW HANOVER</b>	<b>4793</b>
BAYSHORE	52
<b>CAROLINA BEACH</b>	<b>133</b>
<b>CASTLE HAYNE</b>	<b>189</b>
HIGHTSVILLE	3
KINGS GRANT	7
KIRKLAND	22
KURE BEACH	23
MASONBORO	7
MURRAYSVILLE	13
MYRTLE GROVE	26
OGDEN	9

SEA BREEZE	2
SEAGATE	4
SILVER LAKE	3
<b>WILMINGTON</b>	<b>4242</b>
WINDEMERE	1
WRIGHTSBORO	23
WRIGHTSVILLE	4
WRIGHTSVILLE BEACH	30





# COUNTY TICKET DISTRIBUTION - JANUARY

County/Place	01 Jan
<b>BRUNSWICK</b>	<b>4969</b>
ASH	54
BALD HEAD ISLAND	38
BELVILLE	27
BOILING SPRING LAKES	65
<b>BOLIVIA</b>	<b>401</b>
BRICK LANDING PLANTA	1
BRUNSWICK STATION	8
<b>CALABASH</b>	<b>378</b>
CAROLINA SHORES	53
CASWELL BEACH	14
GRISSETTOWN	8
HOLDEN BEACH	34
<b>LELAND</b>	<b>1063</b>
LONGWOOD	1
MACO	2

NAVASSA	92
NORTHWEST	38
OAK GROVE	1
<b>OAK ISLAND</b>	<b>264</b>
<b>OCEAN ISLE BEACH</b>	<b>253</b>
SAINT JAMES	61
SANDY CREEK	2
<b>SHALLOTTE</b>	<b>682</b>
SHELL POINT	2
<b>SOUTHPORT</b>	<b>775</b>
<b>SUNSET BEACH</b>	<b>300</b>
<b>SUPPLY</b>	<b>228</b>
TOWN CREEK	26
VARNAMTOWN	4
WINNABOW	94





# COUNTY TICKET DISTRIBUTION - JANUARY

County/Place	01 Jan
<b>PENDER</b>	<b>2775</b>
ATKINSON	39
<b>BURGAW</b>	<b>758</b>
CURRIE	67
<b>HAMPSTEAD</b>	<b>640</b>
LONG CREEK	20
MAPLE HILL	7
MONTAGUE	2
<b>ROCKY POINT</b>	<b>204</b>
SAINT HELENA	2
<b>SCOTTS HILL</b>	<b>137</b>
<b>SURF CITY</b>	<b>115</b>
<b>TOPSAIL</b>	<b>293</b>
TOPSAIL BEACH	69
<b>WALLACE</b>	<b>324</b>
WATHA	28
WILLARD	70



## Top 15 Callers for January – New Hanover

Rank	Name	Totals
1	TREMORS	650
2	MASTEC	363
3	CEC CONSTRUCTION	363
4	ANSCO & ASSOCIATES LLC	234
5	SOUTHEAST CONNECTIONS LLC	197
6	AT&T UTILITY OPERATIONS	147
7	SOUTHEASTERN CABLE CONTRACTORS	145
8	J & J UNDERGROUND UTILITIES LLC	120
9	HONEYCUTT CONSTRUCTION SERVICES	106
10	CAPE FEAR PUBLIC UTILITY AUTHORITY	89
11	ONUG COMMUNICATIONS	83
12	EZ TICKETS	80
13	ADVANCED TECH UNDERGROUND UTILITIES INC	76
14	CITY OF WILMINGTON	71
15	PIEDMONT NATURAL GAS	58





## Top 15 Callers for January - Brunswick

Rank	Name	Totals
1	FOCUS BROADBAND	411
2	HAL COLLINS CONSTRUCTION	308
3	PIEDMONT UTILITY GROUP LLC	255
4	STATE UTILITY CONTRACTORS	210
5	LEE ELECTRIC	180
6	BRUNSWICK COUNTY PUBLIC UTILITIES	167
7	LEE ELECTRICAL CONSTRUCTION LLC/SUMTER	164
8	HONEYCUTT CONSTRUCTION SERVICES	157
9	SOUTHEAST CONNECTIONS LLC	145
10	PIEDMONT UTILITY GROUP, LLC	144
11	MASTEC	140
12	THOMSON CORDER & CO	127
13	SOUTHEASTERN CABLE CONTRACTORS	106
14	MILAM PLUMBING, INC	73
15	QUANTA SERVICES	65



## Top 10 Callers for January - Pender

Rank	Name	Totals
1	PIEDMONT UTILITY GROUP LLC	642
2	PIEDMONT UTILITY GROUP, LLC	404
3	MASTEC	212
4	FOCUS BROADBAND	113
5	ANSCO & ASSOCIATES LLC	89
6	HAL COLLINS CONSTRUCTION	72
7	CONTI ENTERPRISES	67
8	DUKE ENERGY	61
9	SOUTHEASTERN CABLE CONTRACTORS	60
10	HARMONY NETWORK, INC	52



# DAMAGES

**DIRT** Damage Information  
Reporting Tool





# January Damages



NC-Alamance	15
NC-Avery	1
NC-Bertie	1
NC-Bladen	2
NC-Brunswick	6
NC-Buncombe	21
NC-Burke	2
NC-Cabarrus	15
NC-Caldwell	4
NC-Carteret	4
NC-Catawba	13
NC-Chatham	19
NC-Cherokee	4
NC-Cleveland	7
NC-Columbus	5
NC-Craven	10
NC-Cumberland	38
NC-Dare	10
NC-Davidson	14
NC-Davie	5
NC-Duplin	8
NC-Durham	55



NC-Edgecombe	3
NC-Forsyth	28
NC-Franklin	10
NC-Gaston	15
NC-Gates	2
NC-Granville	5
NC-Guilford	24
NC-Halifax	1
NC-Harnett	19
NC-Haywood	2
NC-Henderson	10
NC-Hertford	1
NC-Hoke	1
NC-Iredell	27
NC-Johnston	31
NC-Lee	12
NC-Lenoir	4
NC-Lincoln	10
NC-Madison	1
NC-McDowell	3
NC-Mecklenburg	164
NC-Montgomery	1
NC-Moore	19
NC-Nash	8
NC-New Hanover	12



NC-Onslow	14
NC-Orange	35
NC-Pamlico	1
NC-Pender	4
NC-Person	1
NC-Pitt	6
NC-Polk	1
NC-Randolph	11
NC-Richmond	1
NC-Robeson	3
NC-Rockingham	3
NC-Rowan	14
NC-Rutherford	1
NC-Sampson	2
NC-Scotland	1
NC-Stanly	3
NC-Stokes	2
NC-Surry	3
NC-Transylvania	1
NC-Union	51
NC-Vance	1
NC-Wake	166
NC-Warren	1
NC-Washington	1
NC-Wayne	2


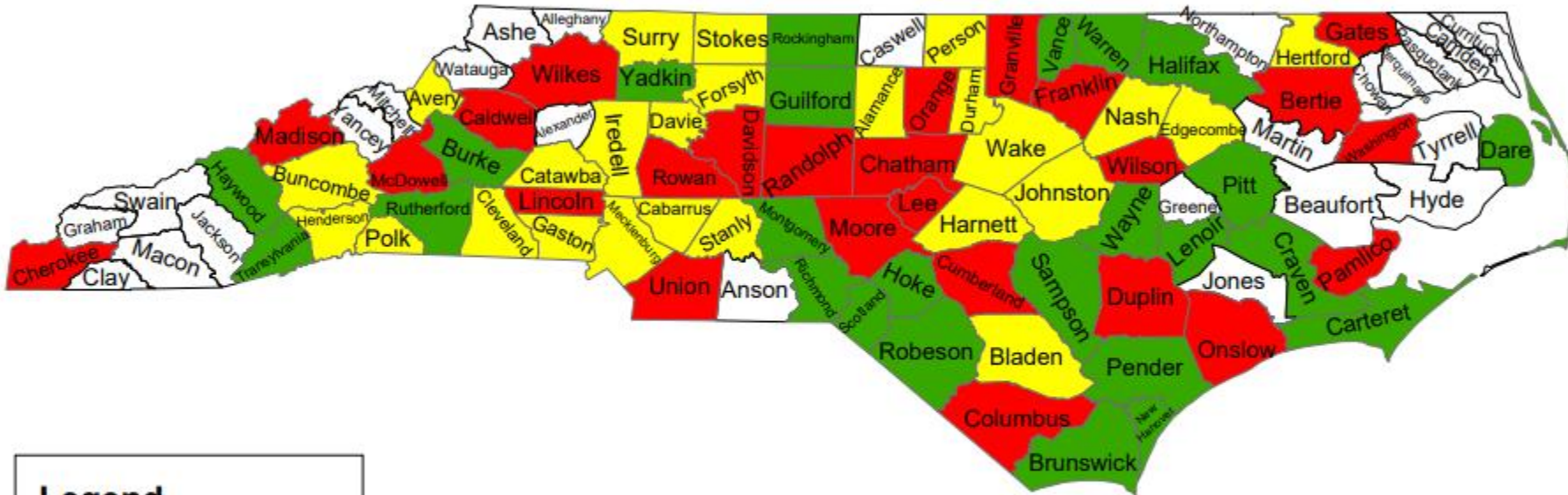
NC-Wilkes	5
NC-Wilson	4
NC-Yadkin	2

**Grand Total 1012**



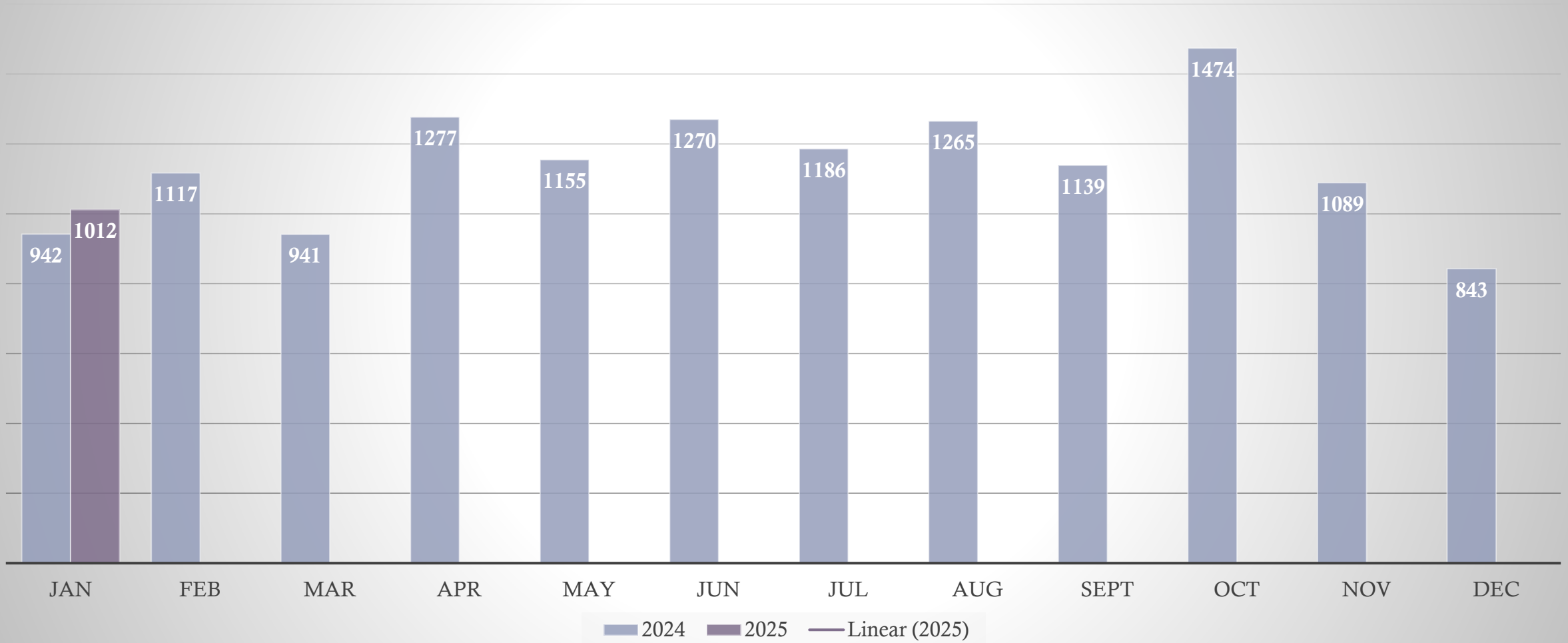
# Damages Per 1,000 Transmissions

January  
2025





## Damages in North Carolina 2025 vs 2024







## EDUCATION TEAM



Parrish Reddick  
Piedmont Liaison



Steven Moore  
Media Relations  
Specialist



Ann Rushing  
Education  
Manager



Tami Groves  
Southeast  
Liaison



Howard  
Corey  
Eastern Liaison



Rory Phipps  
Western Liaison



# THANK YOU!

A copy of this presentation  
is available at  
[www.ncucc.org](http://www.ncucc.org)

