



Monthly Update

---

December 2024

*Orange-Chatham-Alamance UCC*



# Upcoming meetings

- **NC State UCC Meeting**  
January 14, 2025 at 10am  
NC811, 5009 High Point Road, Greensboro  
TEAMS MEETING: Visit the [ncucc.org](https://ncucc.org) calendar page for a link to the meeting.
- **NCLRPC Meeting**  
January 15, 2025 at 11am  
NC811, 5009 High Point Road, Greensboro  
TEAMS MEETING: Visit the [ncucc.org](https://ncucc.org) calendar page for a link to the meeting.
- **NC811 Board Meeting**  
January 17, 2025 at 8:30am  
Embassy Suites  
204 Centreport Drive, Greensboro, NC 27409







# Christmas Eve, Christmas, Day after Christmas and New Years Day Dec. 24, 25, 26 & Jan. 1

State Holidays are excluded from and not part of the three (3) working day notice, nor are they part of the life of the ticket in accordance with the NC General Statues. NC811, Inc. will only process the following notifications on State Holidays: Emergencies, Damages, and 3-Hour Notices. NC811, Inc. is open and will accept and process all notifications on Observed Holidays which are indicated by an asterisk (\*).





# CALENDAR

NC811 & NCUCC  
event calendars can  
be found on [nc811.org](http://nc811.org)  
or the nc811 app



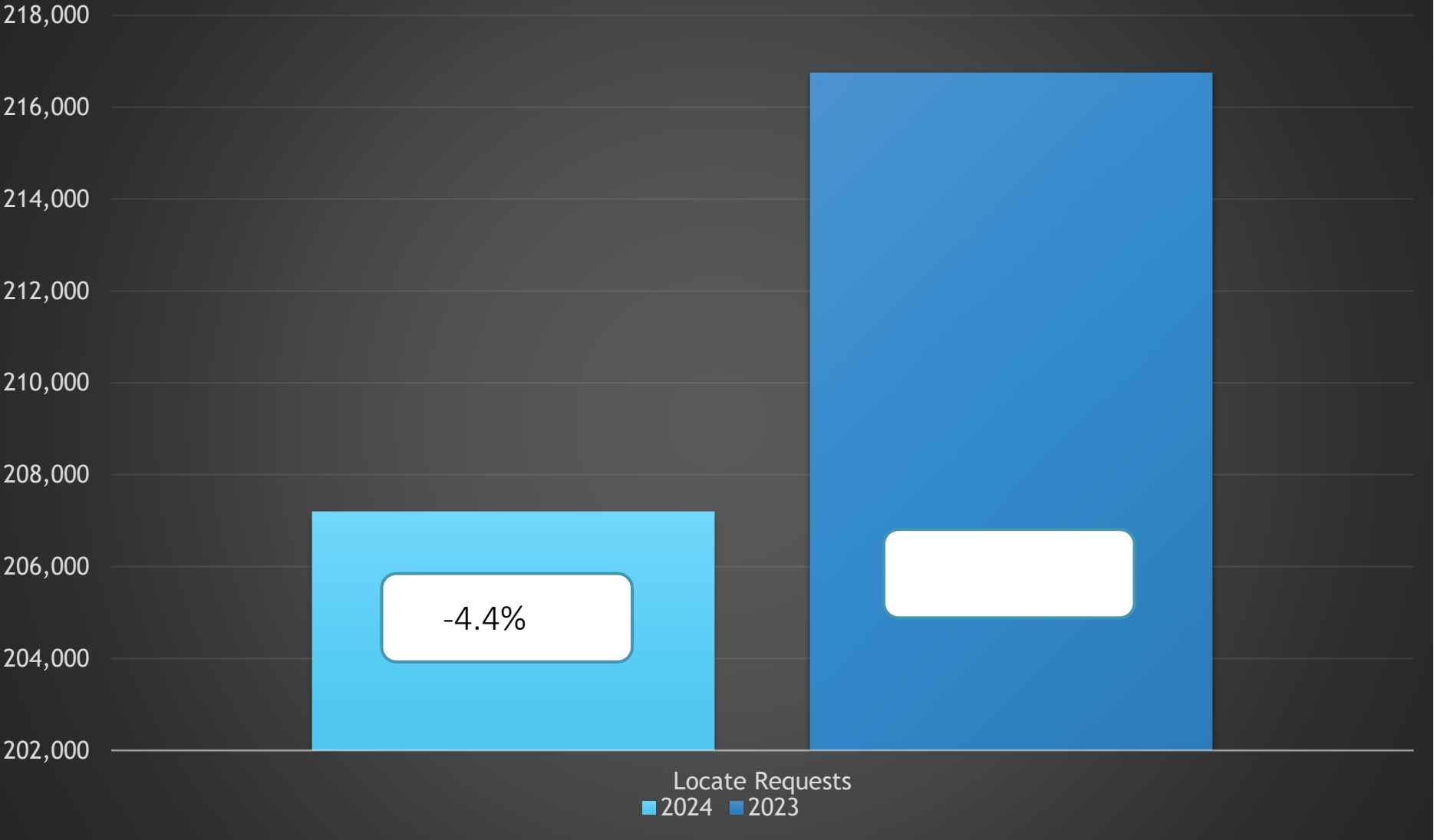


A group of business professionals are seated in a conference room, clapping and smiling. The focus is on a woman in the foreground wearing a light blue button-down shirt, who is clapping enthusiastically. Behind her, other attendees, including a man in a dark suit and a woman in a light-colored blazer, are also clapping. The background is bright and slightly out of focus, suggesting a professional meeting or presentation.

## NC811 Data Insights

- ✓ Locate requests
- ✓ Transmissions
- ✓ County ticket volume and distribution


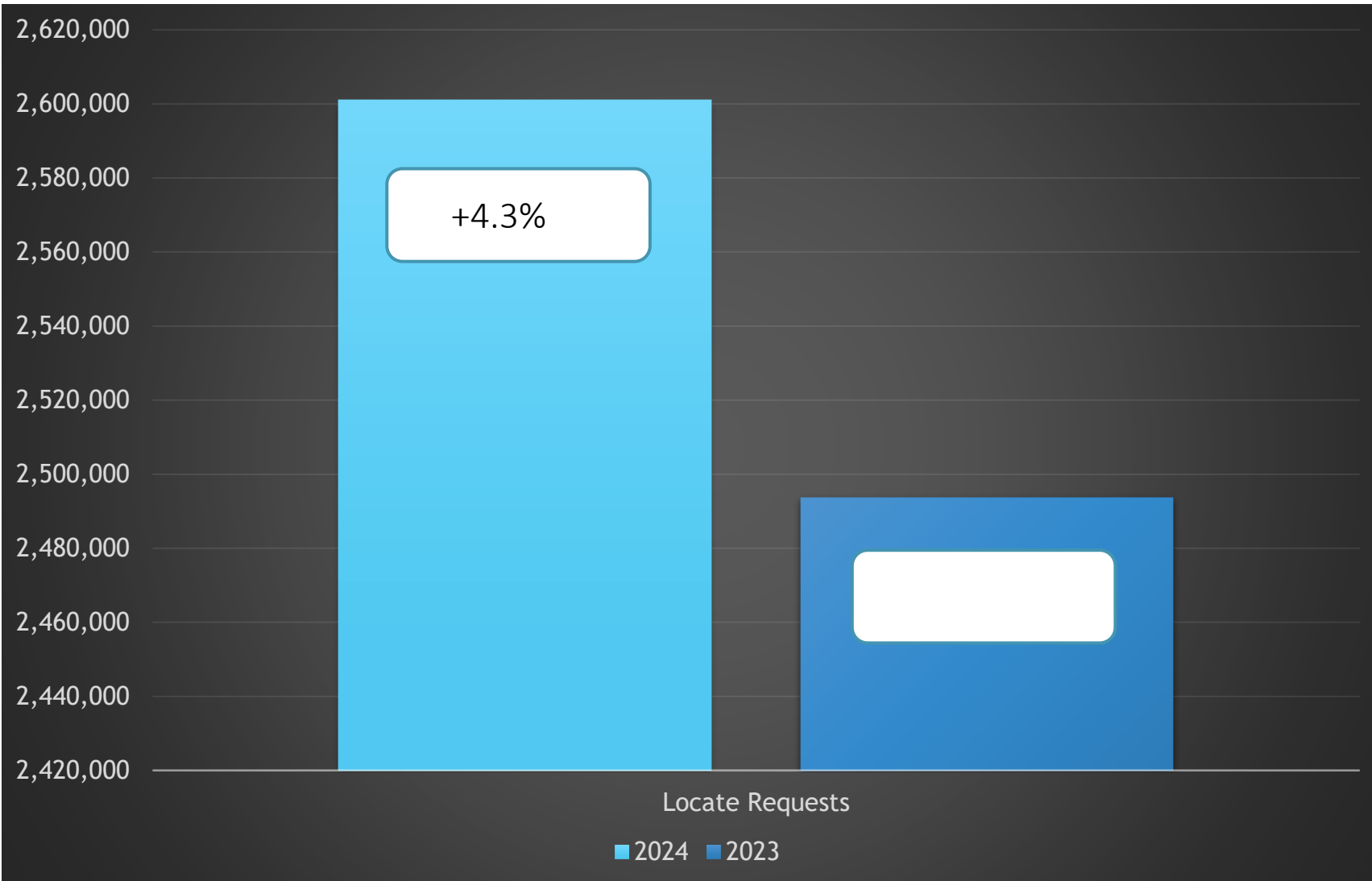
# Locate Requests for NC - Nov 24 vs 23



**MTD Nov. 2024 - 207,189 / 2023 - 216,739=(-4.4%)**  
**YTD 2024 - 2,601,066 / 2023 - 2,493,647= +4.3%**

**Updates for Nov 2024 - (62,813) = 30.3% of volume / Oct 2024 = 31.2% (0.9% Decrease from the month before)**

# Locate Requests for NC - YTD



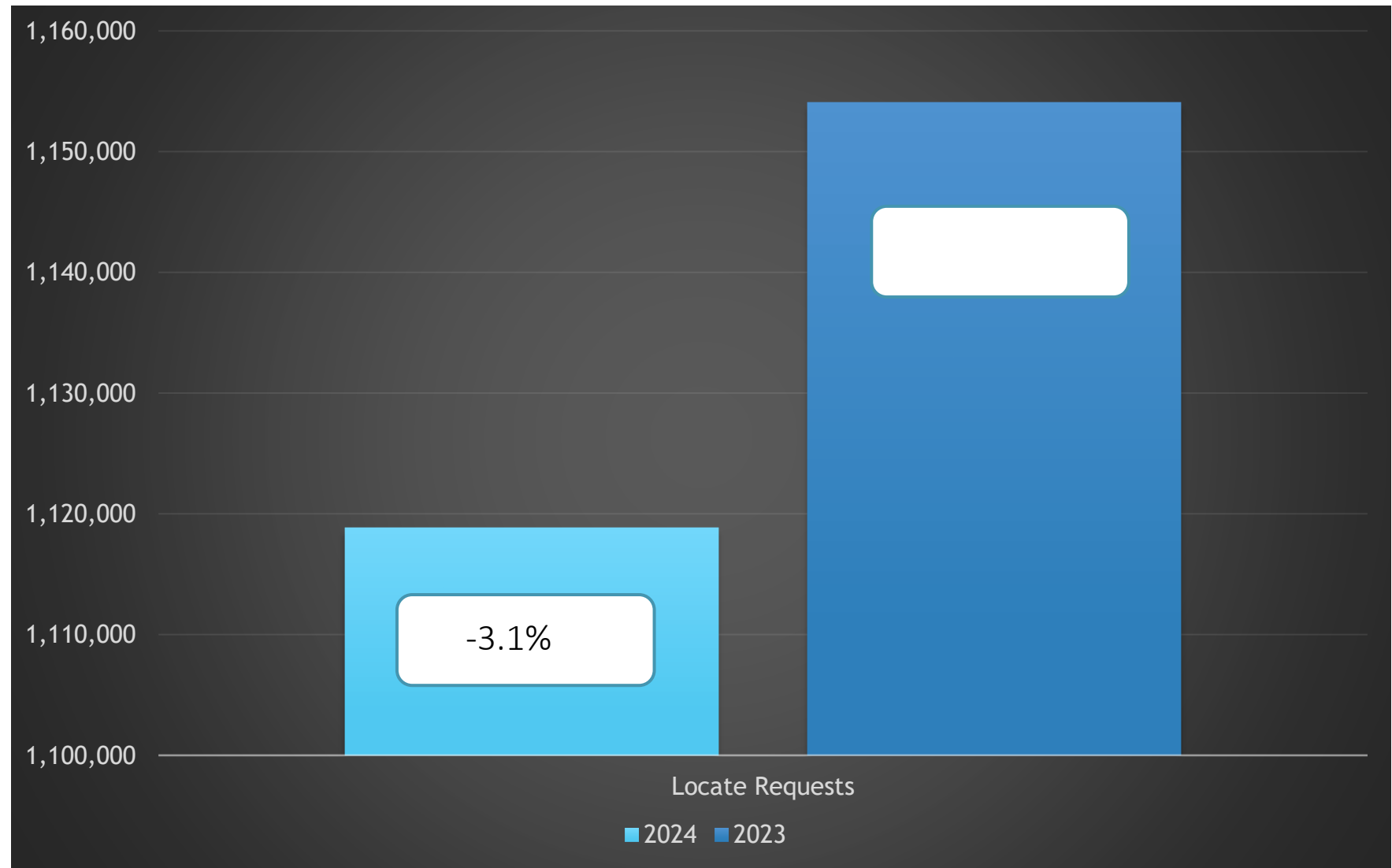
MTD Nov. 2024 - 207,189 / 2023 - 216,739=(-4.4%)  
YTD 2024 - 2,601,066/ 2023 - 2,493,647= +4.3%

Updates for Nov 2024 - (62,813) = 30.3% of volume / Oct 2024 = 31.2% (0.9% Decrease from the month before)



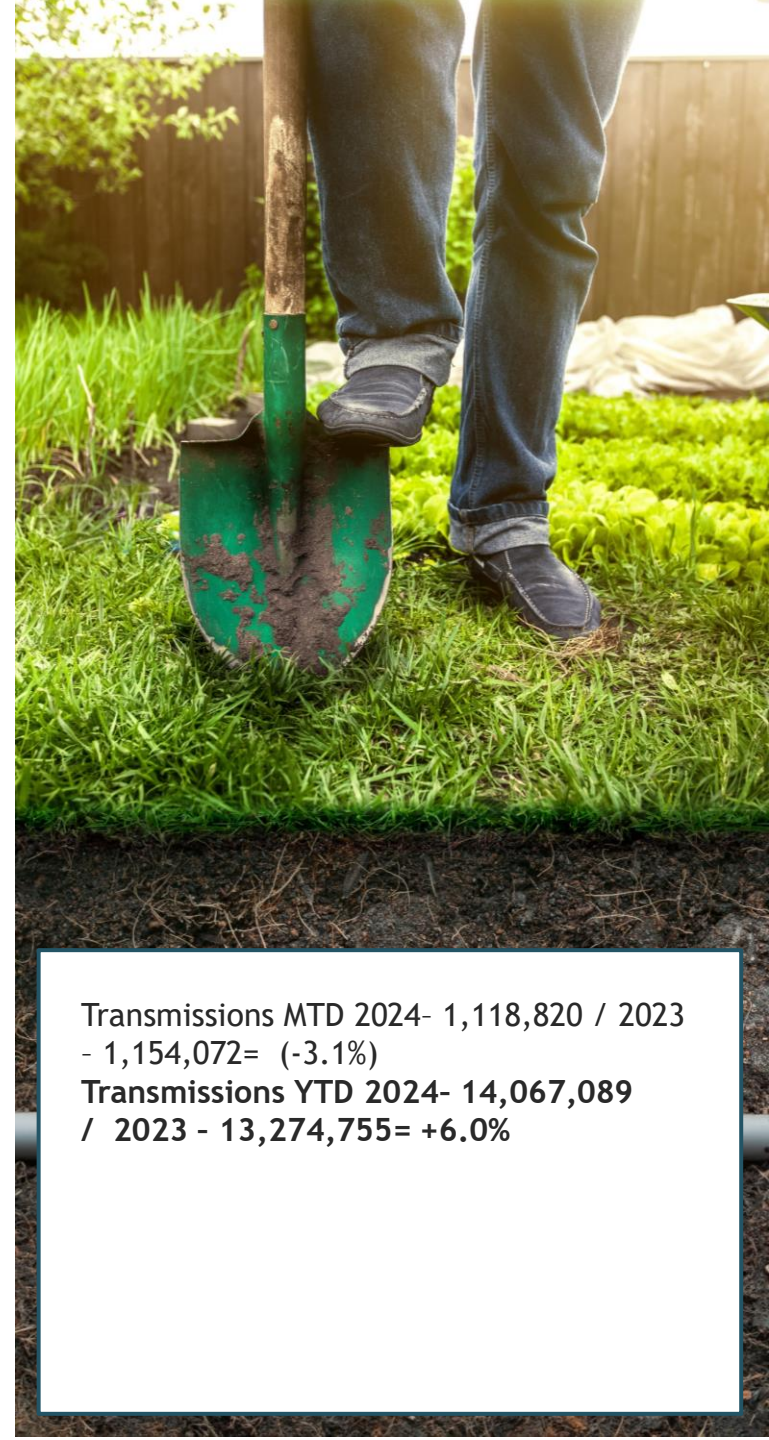
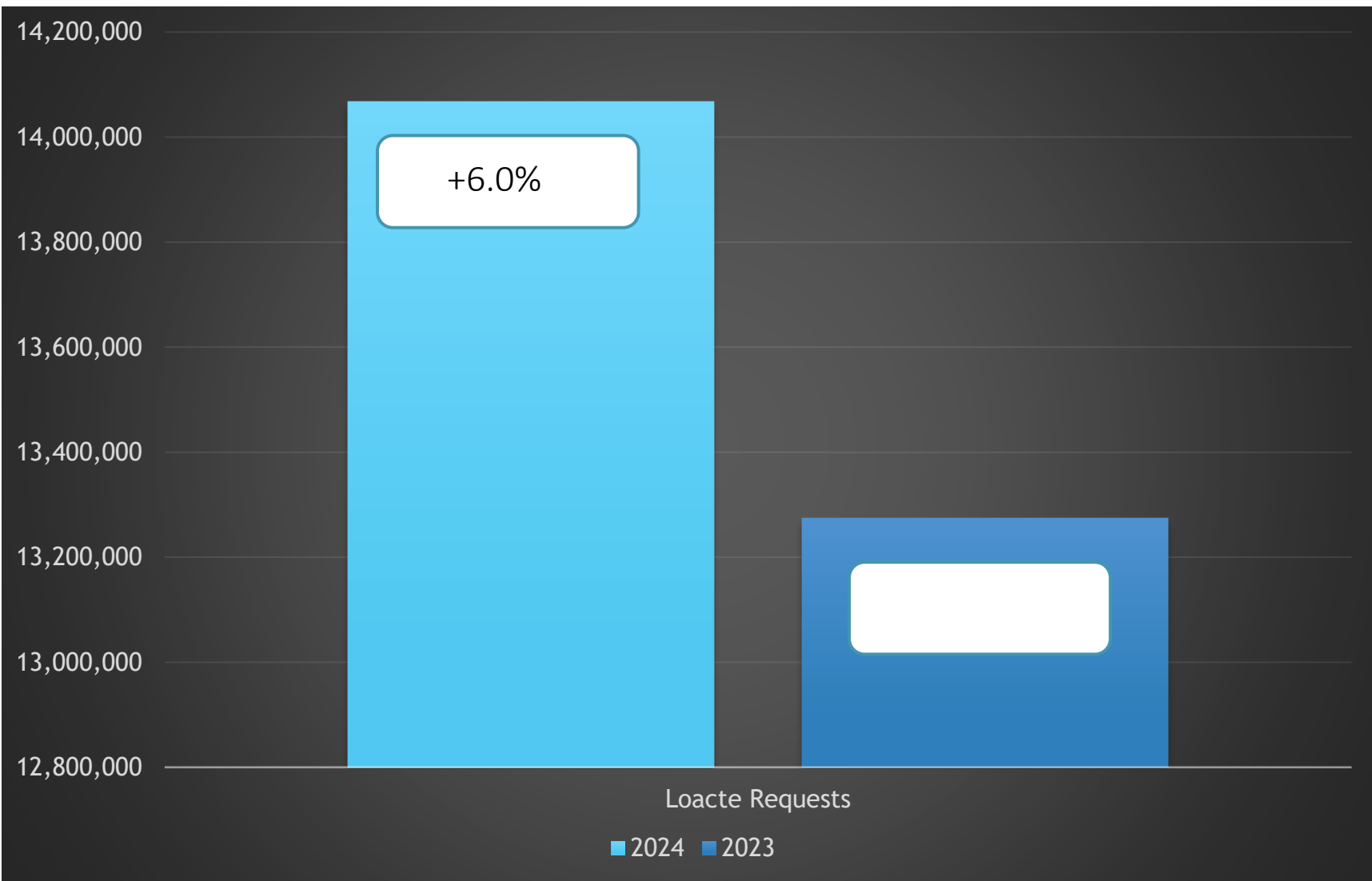
# Transmissions for NC - Nov 24 vs 23

Transmissions MTD 2024- 1,118,820 /  
2023 - 1,154,072= (-3.1%)  
Transmissions YTD 2024- 14,067,089  
/ 2023 - 13,274,755= +6.0%





# Transmissions for NC - YTD 2024



Transmissions MTD 2024- 1,118,820 / 2023 - 1,154,072= (-3.1%)  
Transmissions YTD 2024- 14,067,089 / 2023 - 13,274,755= +6.0%

# County ticket Volume

2024 VS 2023

Orange	3 HR	CNCL	NEW	RXMT	UPDT	TOTAL Tickets
2023	1014	49	3078	2217	2226	8584
2024	262	18	2567	47	996	3890
+/- Var	-74.2%	-63.3%	-16.6%	-97.9%	-55.3%	-54.7%
			Avg Locates per Day			169



# County ticket Volume

2024 VS 2023

<b>Chatham</b>	<b>3 HR</b>	<b>CNCL</b>	<b>NEW</b>	<b>RXMT</b>	<b>UPDT</b>	<b>TOTAL Tickets</b>
<b>2023</b>	<b>74</b>	<b>8</b>	<b>1054</b>	<b>16</b>	<b>662</b>	<b>1814</b>
<b>2024</b>	<b>172</b>	<b>4</b>	<b>1543</b>	<b>39</b>	<b>762</b>	<b>2520</b>
<b>+/- Var</b>	<b>132.4%</b>	<b>-50.0%</b>	<b>46.4%</b>	<b>143.8%</b>	<b>15.1%</b>	<b>38.9%</b>
			<b>Avg Locates per Day</b>			<b>110</b>

# County ticket Volume

2024 VS 2023

Alamance	3 HR	CNCL	NEW	RXMT	UPDT	TOTAL Tickets
2023	437	46	2547	120	1500	4650
2024	163	32	1902	45	1223	3365
+/- Var	-62.7%	-30.4%	-25.3%	-62.5%	-18.5%	-27.6%
			Avg Locates per Day			146



# County ticket Volume

## YTD VS PREVIOUS YEAR

<b>Orange</b>	<b>3 HR</b>	<b>CNCL</b>	<b>NEW</b>	<b>RXMT</b>	<b>UPDT</b>	<b>TOTAL Tickets</b>
<b>2023</b>	<b>5333</b>	<b>426</b>	<b>23958</b>	<b>5384</b>	<b>17697</b>	<b>52798</b>
<b>2024</b>	<b>2623</b>	<b>430</b>	<b>24396</b>	<b>1377</b>	<b>14543</b>	<b>43369</b>
<b>+/- Var</b>	<b>-50.8%</b>	<b>0.9%</b>	<b>1.8%</b>	<b>-74.4%</b>	<b>-17.8%</b>	<b>-17.9%</b>
			<b>Avg Locates per Day</b>			<b>189</b>

# County ticket Volume

## YTD VS PREVIOUS YEAR

<b>Chatham</b>	<b>3 HR</b>	<b>CNCL</b>	<b>NEW</b>	<b>RXMT</b>	<b>UPDT</b>	<b>TOTAL Tickets</b>
<b>2023</b>	<b>1135</b>	<b>160</b>	<b>13377</b>	<b>507</b>	<b>5845</b>	<b>21024</b>
<b>2024</b>	<b>1990</b>	<b>186</b>	<b>16774</b>	<b>914</b>	<b>10438</b>	<b>30302</b>
<b>+/- Var</b>	<b>75.3%</b>	<b>16.3%</b>	<b>25.4%</b>	<b>80.3%</b>	<b>78.6%</b>	<b>44.1%</b>
			<b>Avg Locates per Day</b>			<b>132</b>



# County ticket Volume

## YTD VS PREVIOUS YEAR

Alamance	3 HR	CNCL	NEW	RXMT	UPDT	TOTAL Tickets
2023	3817	552	27705	1307	18370	51751
2024	1687	335	23778	660	13775	40235
+/- Var	-55.8%	-39.3%	-14.2%	-49.5%	-25.0%	-22.3%
			Avg Locates per Day			175

# County ticket distribution - NOVEMBER

<b>ORANGE</b>	<b>3890</b>
BUCKHORN	4
CALDWELL	7
CARRBORO	286
CEDAR GROVE	79
<b>CHAPEL HILL</b>	<b>1223</b>
DURHAM	596
EFLAND	80
ENO	39
FAIRVIEW	1
HILLSBOROUGH	<b>1206</b>
MEBANE	336
MILES	26
NEW HOPE	1
ORANGE GROVE	3
SCHLEY	2
WHITE CROSS	1

# County ticket distribution - NOVEMBER

<b>CHATHAM</b>	<b>2520</b>
ASBURY	7
BEAR CREEK	78
BELLS	6
BENNETT	17
BYNUM	7
CARBONTON	2
CARY	<b>147</b>
CORINTH	21
FARRINGTON	24
FEARRINGTON	81
FEARRINGTON VILLAGE	3
GOLDSTON	44
HAYWOOD	8
MONCURE	149
<b>PITTSBORO</b>	<b>1522</b>
SEAFORTH	2
SILER CITY	<b>387</b>
SILK HOPE	2
WILSONVILLE	11



# County ticket distribution - NOVEMBER

<b>ALAMANCE</b>	<b>3365</b>
ALAMANCE	15
ALTAMAHAW	5
<b>BURLINGTON</b>	<b>887</b>
ELON	158
GIBSONVILLE	400
GLEN RAVEN	6
GLENCOE	2
GRAHAM	825
GREEN LEVEL	3
HAW RIVER	308
MANDALE	3
MEBANE	625
OSSIPEE	13
PLEASANT GROVE	6
PLEASANT HILL	3
SAXAPAHAW	7
SNOW CAMP	60
SWEPSONVILLE	29
UNION RIDGE	7

# Top 10 Callers for -

<b>Orange</b>	<b>Name</b>	<b>Totals</b>
<b>1</b>	<b>G H L SERVICES, INC</b>	<b>494</b>
<b>2</b>	<b>HYPER NETWORKS LLC</b>	<b>235</b>
<b>3</b>	<b>M&amp;M UNDERGROUND CONSTRUCTION LLC</b>	<b>189</b>
<b>4</b>	<b>R H UNDERGROUND, LLC</b>	<b>185</b>
<b>5</b>	<b>PHOENIX FIBER INC</b>	<b>182</b>
<b>6</b>	<b>J &amp; J UNDERGROUND UTILITIES LLC</b>	<b>164</b>
<b>7</b>	<b>INFRASTRUCTURE TECHNOLOGY SERVICES</b>	<b>152</b>
<b>8</b>	<b>PRINCE TELECOM</b>	<b>128</b>
<b>9</b>	<b>ANSCO &amp; ASSOCIATES LLC</b>	<b>101</b>
<b>10</b>	<b>MUDD INVESTMENTS</b>	<b>96</b>

# Top 10 Callers for -

Chatham	Name	Totals
1	TREMORS	351
2	LAMBERTS CABLE SPLICING LLC	220
3	MASTEC	163
4	E & L SERVICE	78
5	MUDD INVESTMENTS	71
6	INFRASTRUCTURE TECHNOLOGY SERVICES	69
7	MASTEC	68
8	ANSCO & ASSOCIATES LLC	62
9	KVA COMMUNICATIONS	56
10	WOODELL UTILITY	55
11	MASTEC	54
12	N A G INFRASTRUCTURE	48



# Top 10 Callers for -

<b>Alamance</b>	<b>Name</b>	<b>Totals</b>
<b>1</b>	<b>R H UNDERGROUND, LLC</b>	<b>678</b>
<b>2</b>	<b>J &amp; J UNDERGROUND UTILITIES LLC</b>	<b>367</b>
<b>3</b>	<b>UTILITY LINES CONSTRUCTION SERVICES, INC</b>	<b>336</b>
<b>4</b>	<b>ITG</b>	<b>185</b>
<b>5</b>	<b>J D S FIBER INC</b>	<b>148</b>
<b>6</b>	<b>INFRASTRUCTURE TECHNOLOGY SERVICES</b>	<b>135</b>
<b>7</b>	<b>JDS FIBER</b>	<b>111</b>
<b>8</b>	<b>AT&amp;T UTILITY OPERATIONS</b>	<b>89</b>
<b>9</b>	<b>EVERGREEN LANDSCAPING &amp; MAINTENANCE, INC</b>	<b>66</b>
<b>10</b>	<b>SOUTHEAST CONNECTIONS LLC</b>	<b>64</b>

# DAMAGES

**DIRT** Damage Information  
Reporting Tool

**CGA** Common  
Ground  
Alliance



# NOVEMBER Damages

NC-Alamance	11
NC-Alexander	3
NC-Ashe	1
NC-Beaufort	1
NC-Bertie	1
NC-Bladen	3
NC-Brunswick	8
NC-Buncombe	16
NC-Burke	4
NC-Cabarrus	20
NC-Caldwell	2
NC-Carteret	8
NC-Catawba	21
NC-Chatham	14
NC-Clay	4
NC-Cleveland	9
NC-Columbus	2
NC-Craven	19
NC-Cumberland	36
NC-Currituck	8
NC-Dare	3
NC-Davidson	13

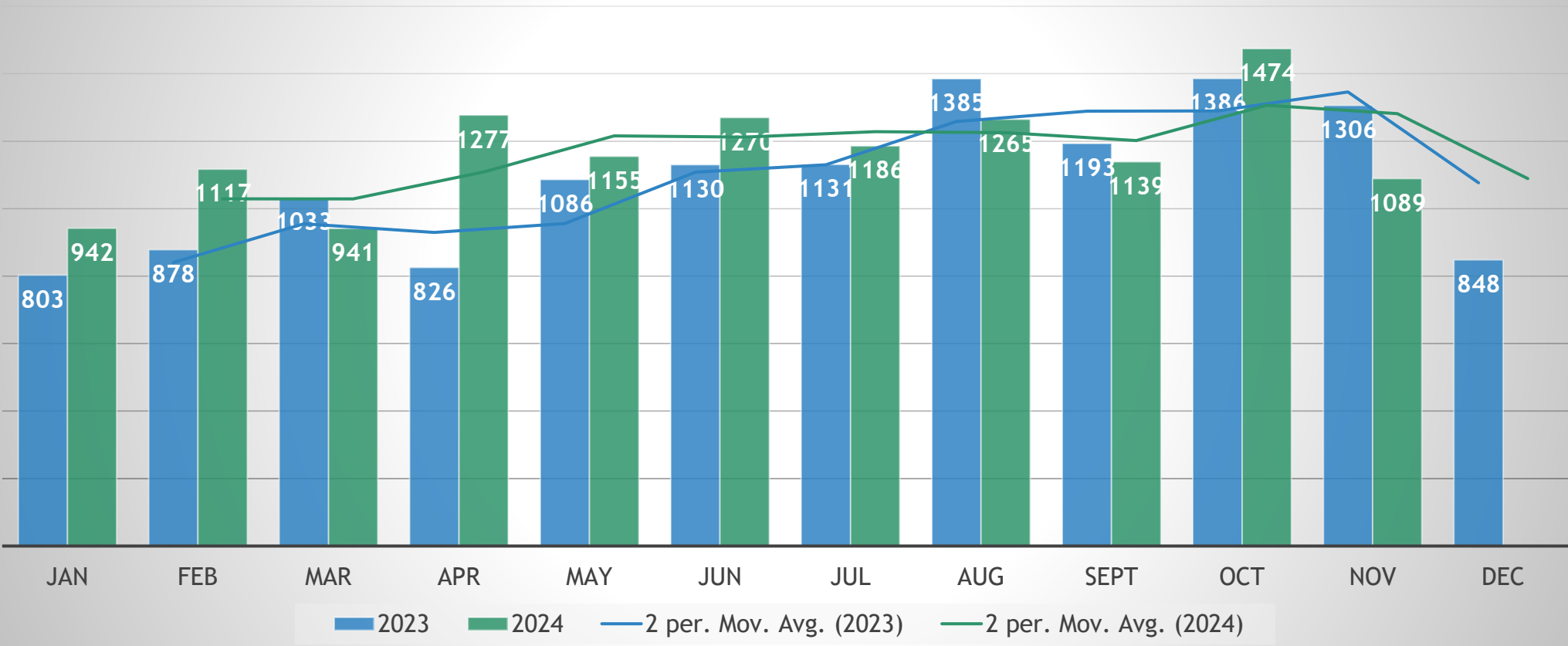
NC-Davie	6
NC-Duplin	6
NC-Durham	61
NC-Edgecombe	3
NC-Forsyth	31
NC-Franklin	6
NC-Gaston	19
NC-Guilford	19
NC-Harnett	22
NC-Henderson	11
NC-Hoke	4
NC-Hyde	1
NC-Iredell	18
NC-Johnston	50
NC-Lee	9
NC-Lenoir	3
NC-Lincoln	8
NC-McDowell	1
NC-Mecklenburg	171
NC-Moore	40
NC-Nash	9
NC-New Hanover	20
NC-Northampton	1
NC-Onslow	14
NC-Orange	16

NC-Pamlico	8
NC-Pender	10
NC-Perquimans	2
NC-Person	1
NC-Pitt	19
NC-Polk	3
NC-Randolph	11
NC-Richmond	3
NC-Robeson	9
NC-Rockingham	5
NC-Rowan	13
NC-Rutherford	5
NC-Scotland	1
NC-Stanly	3
NC-Stokes	2
NC-Surry	1
NC-Union	60
NC-Wake	157
NC-Watauga	1
NC-Wayne	9
NC-Wilkes	3
NC-Wilson	6
NC-Yadkin	1

**Grand Total 1,089**



# Damages in North Carolina 2024 vs 2023





## UNDERGROUND DAMAGE PREVENTION REVIEW BOARD

### **UGDPRB – Overview of 11/20/2024 Cases**

- 42 Cases on Agenda
- 12 – Issued Pipes Plus Training
- **\$59,500** issued in fines



## Education team



**Parrish Reddick**  
Piedmont Liaison



**Steven Moore**  
Media Relations Specialist



**Ann Rushing**  
Education Manager



**Tami Groves**  
Southeast Liaison



**Howard Corey**  
Eastern Liaison



**Rory Phipps**  
Western Liaison





# THANK YOU!

A copy of this presentation  
is available at  
[www.ncucc.org](http://www.ncucc.org)



## Orange/Chatham/Alamance County Utility Coordinating Committee

Location: Enbridge Gas of NC, 66 N Chatham Parkway, Chapel Hill, NC 27517

Date: December 4th, 2024

Time: 11:00am

Attendance: 18

Safety Moment: David Helms – Podcast – Dirty Jobs- Stay Focus on complacent.

Old Business: No old Business to Discuss

New Business: Agenda Items

- NC811 Monthly Update December 2024 (upcoming meetings)
- Safety Moment Briefing Board
- Acknowledge- only emergency locates only during the Holidays!!
- November Damages - over 50,000 worth of fines paid.
- Hit gas lines – do not call in a damage line – call in emergency – Take Action -Do Not Wait
- Possible changing 15 working days to 28 days -calendar days for regular locates (still in discussion)
- Five Start -stated UIC having issues with them not locating.
- Verita Communications -calling locates and S&M and Brite speed are not showing up to preview or locate.
- Enbridge discussing Fire liaison (the ends & outs)
- Five Starr having issues with UIC locating (not marking fiber).
- Verita Communications- discussing screening all tickets to avoid cost. Also, S&M and Bright Speed would not come out to view locates.
- Calling in destroyed mark tickets (only good until end).
- If there is a hit gas line – do not call it in as a damage- this need to be call in as an Emergency. All damages need to be reported.

Thank you to Enbridge Gas of NC for providing Lunch today.

Next Meeting: February 5th @ 11:00am



UCC Sign-In Sheet

County: Chatham/Alamance Date: 12/4/24

Name	Company	Email	Phone Number
Parrish Reddick	NC811	Parrish@nc811.org	336-707-4528
Billy Miller	NC811	Billy.Miller@Enbridge.com	919-819-9834
Rob Littoral	TRC	RLittoral@TRCbrp.com	336-399-7168
JAMES SHAWVER	ITS	jshawver@its-nc.com	919-201-5445
Tim Dickerson	ITS	TDickerson@its-nc.com	336-598-2051
Scotty Albertson	Piedmont Natural Gas	Scotty.Albertson@Duke-Energy.com	336-215-5935
Josh Leonard	Piedmont Natural Gas	Joshua.Leonard@Duke-Energy.com	336-465-2168
Wayne Handley	Verita Corp	wahandley@verita.com	<del>336</del> 734-706-0708
David Helms	Enbridge gas	D.helms@dominionenergy.com	919-943-8555
Josh Edwards	Enbridge gas	Joshua.Edwards@dominionenergy.com	919-819-2434
M. North	Enbridge Gas	michael.north@dominionenergy.com	828-232-2134
Muh Brickman	Five Star Energy Services	MBrickman@FiveStarEnergyServices.com	336-746-7171
Robert Hannon	Five Star Energy Services	RHannon@FiveStarEnergyServices.com	336-963-9047
Brooklyn Priest	Five Star Energy Services	bpriest@FiveStarEnergyServices.com	336-524-5631
GAIGE JOYNER	TITAN UNDERGROUND	GJOYNER@TITANUG.COM	980-829-2789
David Ayers	Verita	DAYERS@VeritaCorp.com	<del>336</del> 910-214-5138
Buddy Jones	Verita	BJones@VeritaCorp.com	336-239-0520
Lajuan Pressley-Gibbs	Enbridge	lajuan.pressley-gibbs@dominionenergy.com	919-918-3040