







NC811 MONTHLY UPDATE

JANUARY 2025

OUTER BANKS UCC





# ANNOUNCEMENTS

Annual notices are going out via email to update member information by January 31<sup>st</sup>, 2025. Please update any information including maps to stay current as possible.



Contact Lesley Brouillard in Member Services at [Lesley@nc811.org](mailto:Lesley@nc811.org) if you have any questions.





---

# UPCOMING MEETINGS

- **NC State UCC Meeting**  
January 14, 2025 at 10am  
NC811, 5009 High Point Road, Greensboro  
TEAMS MEETING: Visit the [ncucc.org](https://ncucc.org) calendar page for a link to the meeting.
  - **NCLRPC Meeting**  
January 15, 2025 at 11am  
NC811, 5009 High Point Road, Greensboro  
TEAMS MEETING: Visit the [ncucc.org](https://ncucc.org) calendar page for a link to the meeting.
  - **NC811 Board Meeting**  
January 17, 2025 at 8:30am  
Embassy Suites  
204 Centreport Drive, Greensboro, NC 27409
-





# CALENDAR

NC811 & NCUCC  
event calendars can  
be found on  
[nc811.org](http://nc811.org) or the  
nc811 app





## DATA INSIGHTS

---

Locate Requests

Transmissions

County ticket volume  
and distribution



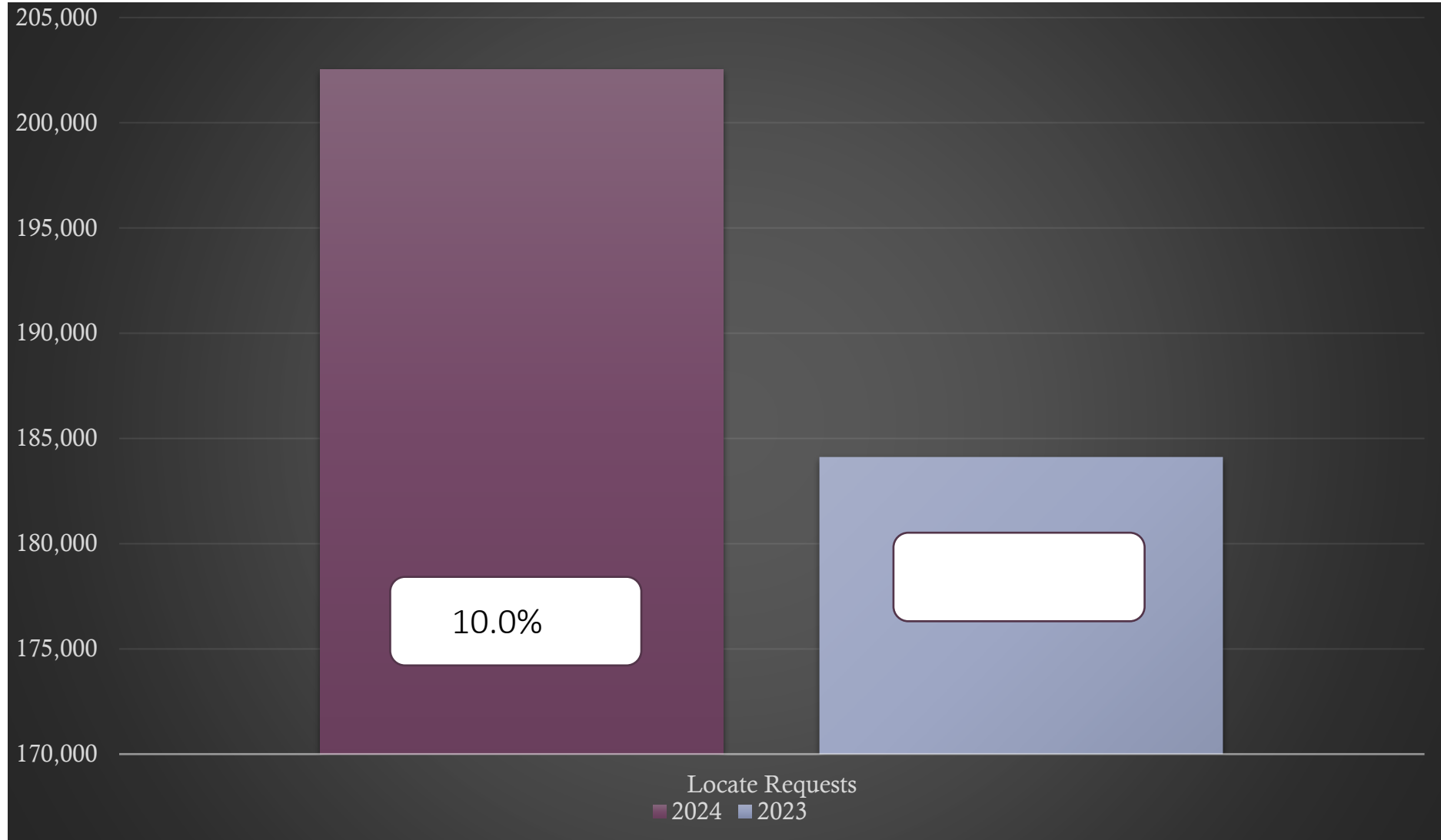


# Locate Requests for NC - Dec 24 vs 23

Dec. 2024 - 202,513  
Dec. 2023 - 184,086 = (10.0%)

Updates for Dec 2024 - (68,367)  
= 33.8% of volume

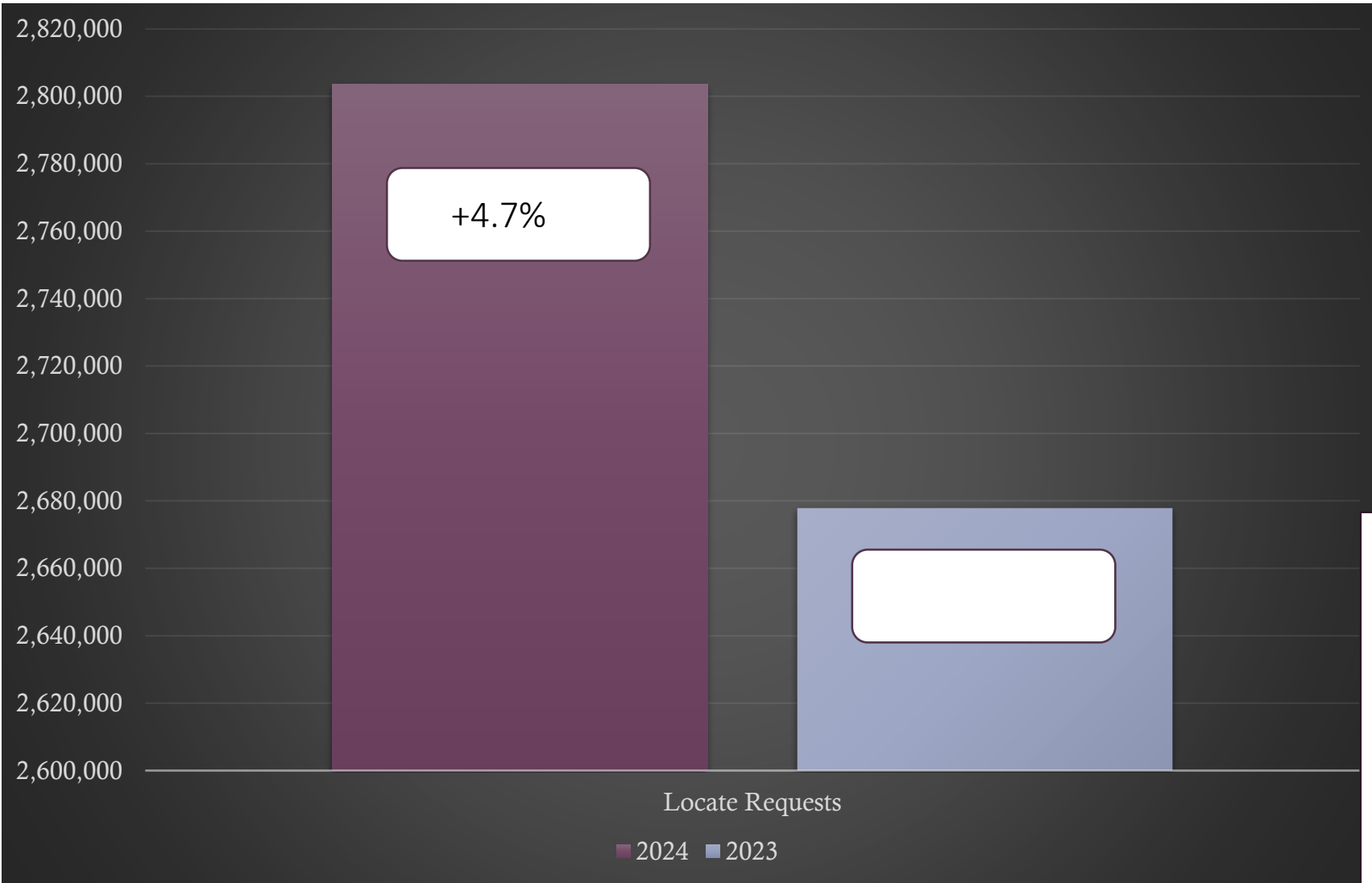

Nov 2024 = 30.3% (3.5% Increase  
from the month before)  
YTD-885,266 (31.6%)







# Locate Requests for NC - YTD



Dec.2024 - 202,513 / 2023 -184,086=(10.0%)  
YTD 2024 - 2,803,579/ 2023 - 2,677,733= (+4.7%)

Updates for Dec 2024  
(68,367) = 3.8% of volume / Nov 2024 =30.3%  
(3.5% Increase from the month before)  
YTD-885,266 (31.6%)

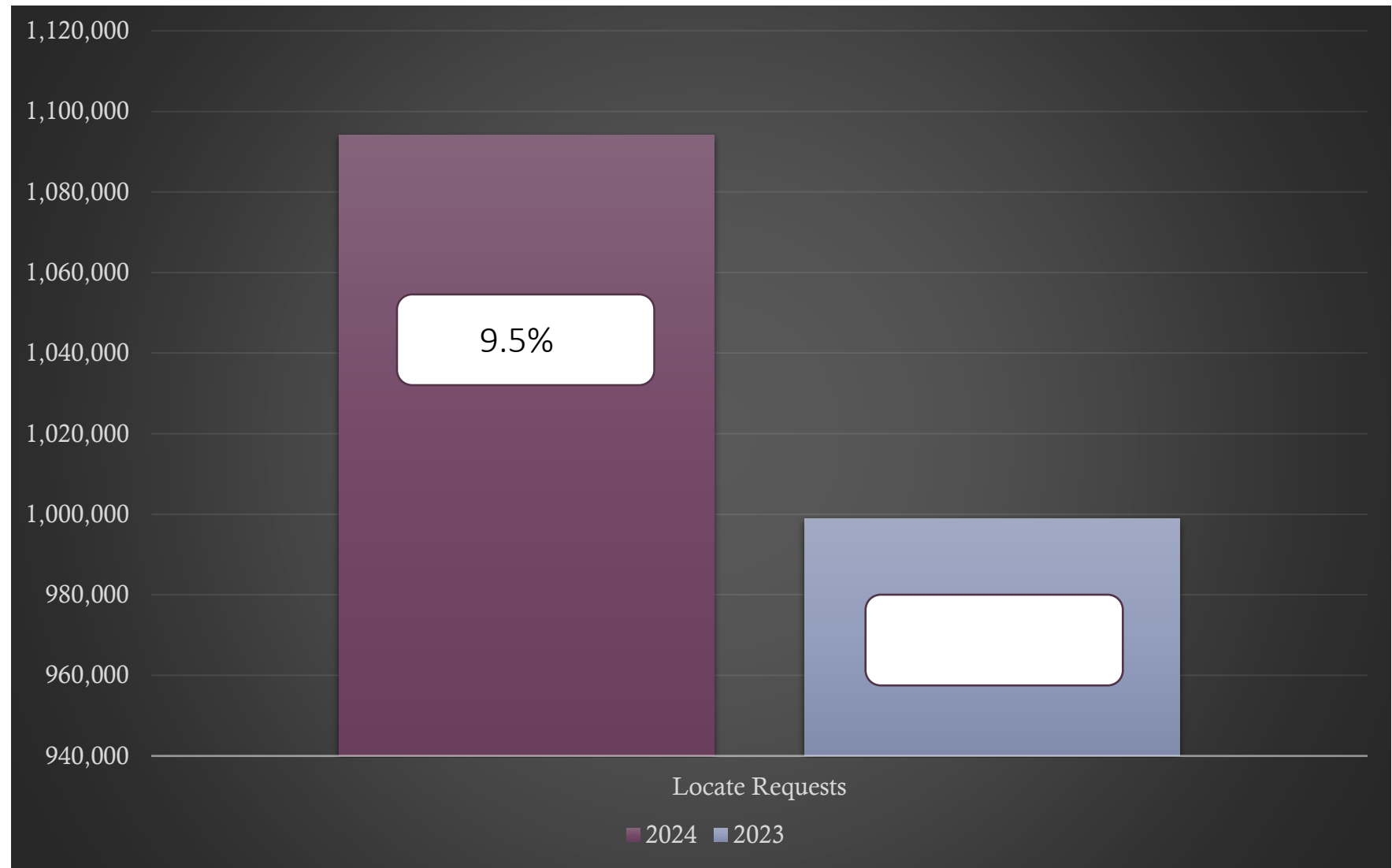




# Transmissions for NC – Dec 24 vs 23

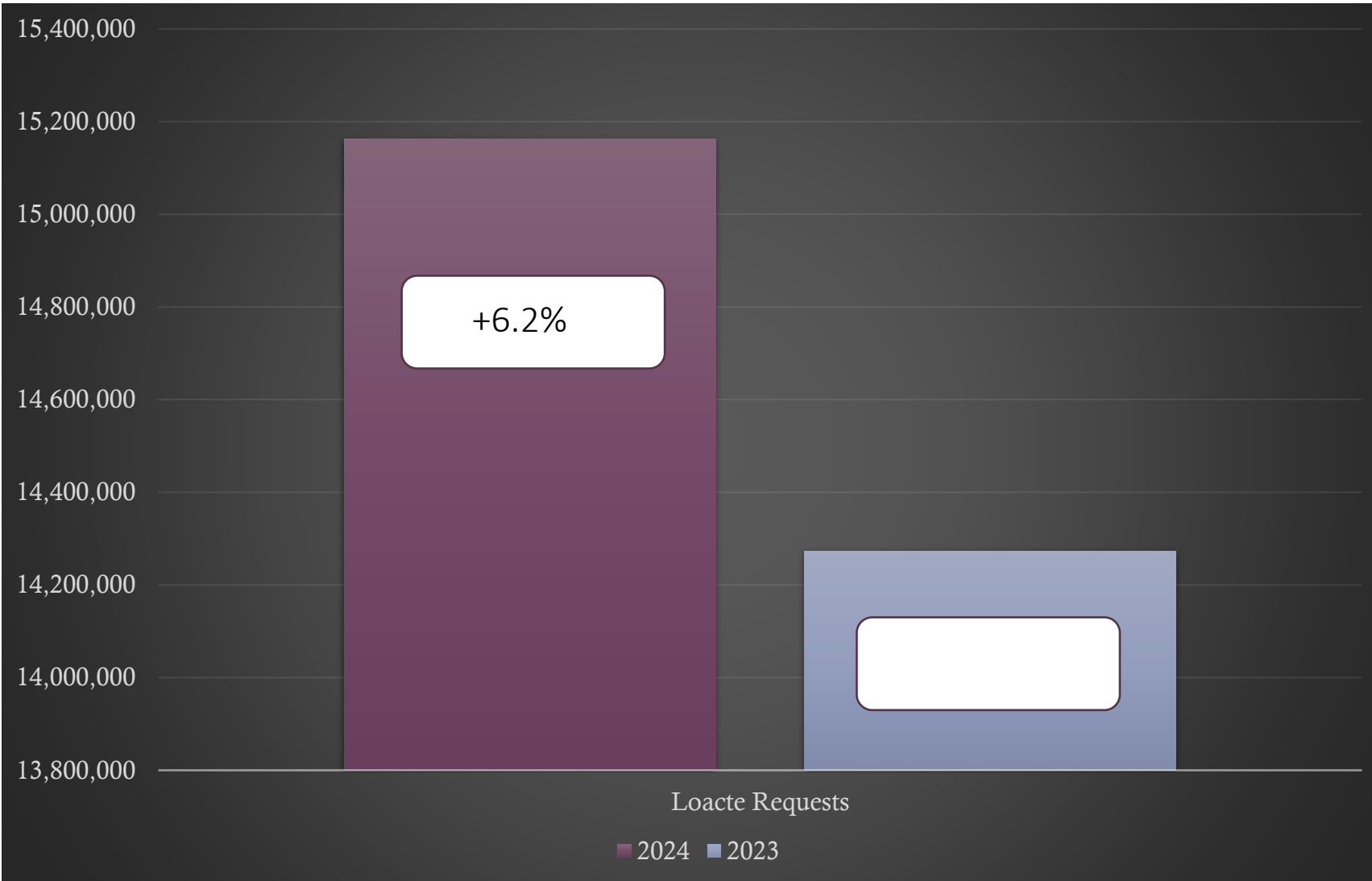


Transmissions MTD  
2024-1,094,058/2023-998,892= (9.5%)





# Transmissions for NC - YTD 2024



**Transmissions YTD**  
2024-15,163,299/ 2023-14,273,647= +6.2%





# COUNTY TICKET VOLUME

2024 VS 2023

<b>Dare</b>	<b>3 HR</b>	<b>CNCL</b>	<b>NEW</b>	<b>RXMT</b>	<b>UPDT</b>	<b>TOTAL Tickets</b>
2023	81	1	772	12	329	1195
2024	148	10	1523	32	531	2244
+/- Var	82.7%	900.0%	97.3%	166.7%	61.4%	87.8%
		Avg Locates per Day				118



# COUNTY TICKET VOLUME

2024 VS 2023

<b>Currituck</b>	<b>3 HR</b>	<b>CNCL</b>	<b>NEW</b>	<b>RXMT</b>	<b>UPDT</b>	<b>TOTAL Tickets</b>
2023	15	0	433	7	27	482
2024	22	28	705	15	71	841
+/- Var	46.7%	2800%	62.8%	114.3%	163.0%	74.5%
		Avg Locates per Day				44





# COUNTY TICKET VOLUME

YTD VS PREVIOUS YEAR

<b>Dare</b>	<b>3 HR</b>	<b>CNCL</b>	<b>NEW</b>	<b>RXMT</b>	<b>UPDT</b>	<b>TOTAL Tickets</b>
2023	1060	81	12095	265	4282	17783
2024	1824	412	16421	538	4392	23587
+/- Var	72.1%	408.6%	35.8%	103.0%	2.6%	32.6%
		Avg Locates per Day				93



# COUNTY TICKET VOLUME

YTD VS PREVIOUS YEAR

<b>Currituck</b>	<b>3 HR</b>	<b>CNCL</b>	<b>NEW</b>	<b>RXMT</b>	<b>UPDT</b>	<b>TOTAL Tickets</b>
2023	533	60	7382	241	1228	9444
2024	721	86	8810	183	1027	10827
+/- Var	35.3%	43.3%	19.3%	-24.1%	-16.4%	14.6%
		Avg Locates per Day				43





# COUNTY TICKET DISTRIBUTION - DECEMBER

County/Place	12 Dec
<b>DARE</b>	<b>2244</b>
AVON	22
BUXTON	30
COLINGTON	3
CROATAN SHORES	4
DUCK	83
EAST LAKE	2
FRISCO	7
HATTERAS	11
<b>KILL DEVIL HILLS</b>	<b>447</b>
<b>KITTY HAWK</b>	<b>1017</b>
MANNS HARBOR	8
<b>MANTEO</b>	<b>190</b>
MARTINS POINT	2

MOTHER VINEYARD	1
<b>NAGS HEAD</b>	<b>123</b>
OSPREY	1
RODANTHE	11
SALVO	11
SANDERLING	1
<b>SOUTHERN SHORES</b>	<b>219</b>
STUMPY POINT	1
TUCKAHOE	1
WANCHESE	48
WAVES	1



# COUNTY TICKET DISTRIBUTION - DECEMBER

County/Place	12 Dec
<b>CURRITUCK</b>	<b>841</b>
AYDLETT	6
BARCO	6
COINJOCK	11
<b>COROLLA</b>	<b>256</b>
CURRITUCK	11
GRANDY	73
HARBINGER	24
JARVISBURG	31
KNOTTS ISLAND	6
MAPLE	7

<b>MOYOCK</b>	<b>339</b>
POINT HARBOR	23
POPLAR BRANCH	7
POWELLS POINT	36
SHAWBORO	4
WATERLILY	1



## Top 10 Callers for - Dare

Rank	Name	Totals
1	N.A.G INFRASTRUCTURE	682
2	IGM CAROLINAS, LLC	163
3	UTILITY FIBER CONNECT CORP	132
4	N A G INFRASTRUCTURE	103
5	LAMBERTS CABLE SPLICING LLC	95
6	GAC ENTERPRISES, LLC	94
7	ADVANCED TECH SOLUTION	77
8	MUDD INVESTMENTS	73
9	NAG INFRASTRUCTURE	64
10	NAG	58





## Top 10 Callers for - Currituck

Rank	Name	Totals
1	WILD HORSE CONSTRUCTION CORP	118
2	DIVERSIFIED TECHNOLOGY	56
3	LAMBERTS CABLE SPLICING LLC	47
4	SOLUTIONS UNDERGROUND, LLC	45
5	ACTS COMM	42
6	ATLANTIC FOUNDATIONS INC	41
7	MASTEC	32
8	HERNANDEZ FIBER LLC	30
9	ADVANCED TECH SOLUTION	27
10	FRED SMITH COMPANY	22

# DAMAGES

**DIRT** Damage Information  
Reporting Tool







# December Damages

ALAMANCE	7
ALEXANDER	0
ALLEGHANY	0
ANSON	1
ASHE	1
AVERY	1
BEAUFORT	0
BERTIE	1
BLADEN	0
BRUNSWICK	10
BUNCOMBE	8
BURKE	1
CABARRUS	16
CALDWELL	3
CAMDEN	0
CARTERET	9
CASWELL	0
CATAWBA	13
CHATHAM	14
CHEROKEE	1
CHOWAN	0
CLAY	0
CLEVELAND	7
COLUMBUS	4

CRAVEN	3
CUMBERLAND	34
<b>CURRITUCK</b>	<b>1</b>
<b>DARE</b>	<b>11</b>
DAVIDSON	8
DAVIE	4
DUPLIN	4
DURHAM	48
EDGECOMBE	0
FORSYTH	19
FRANKLIN	6
GASTON	16
GATES	0
GRAHAM	0
GRANVILLE	2
GREENE	2
GUILFORD	22
HALIFAX	0
HARNETT	11
HAYWOOD	3
HENDERSON	3
HERTFORD	2
HOKE	3
HYDE	0
IREDELL	14


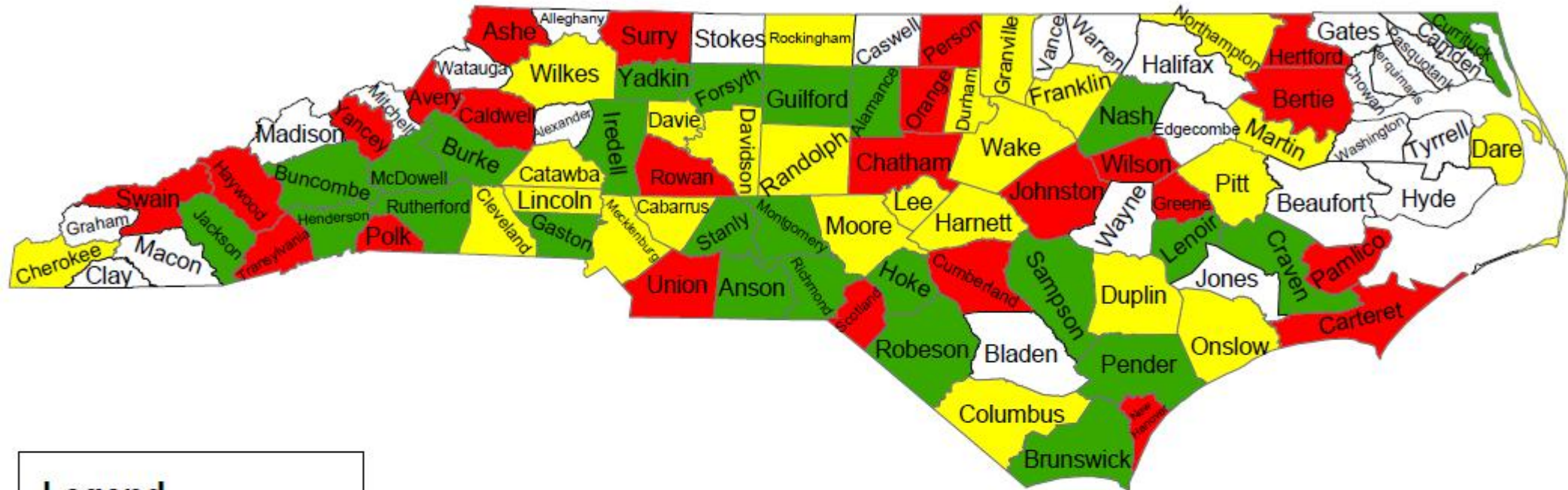
JACKSON	1
JOHNSTON	31
JONES	0
LEE	6
LENOIR	3
LINCOLN	7
MACON	0
MADISON	0
MARTIN	1
MCDOWELL	1
MECKLENBURG	121
MITCHELL	0
MONTGOMERY	2
MOORE	18
NASH	3
NEW HANOVER	28
NORTHAMPTON	1
ONslow	13
ORANGE	36
PAMLICO	1
PASQUOTANK	0
PENDER	5
PERQUIMANS	0
PERSON	3
PITT	12

POLK	2
RANDOLPH	7
RICHMOND	2
ROBESON	7
ROCKINGHAM	5
ROWAN	15
RUTHERFORD	2
SAMPSON	3
SCOTLAND	2
STANLY	1
STOKES	0
SURRY	6
SWAIN	1
TRANSYLVANIA	7
TYRRELL	0
UNION	50
VANCE	0
WAKE	120
WARREN	0
WASHINGTON	0
WATAUGA	0
<b>WAYNE</b>	<b>0</b>
WILKES	2
WILSON	3
YADKIN	1
YANCEY	1

**Grand Total 843**

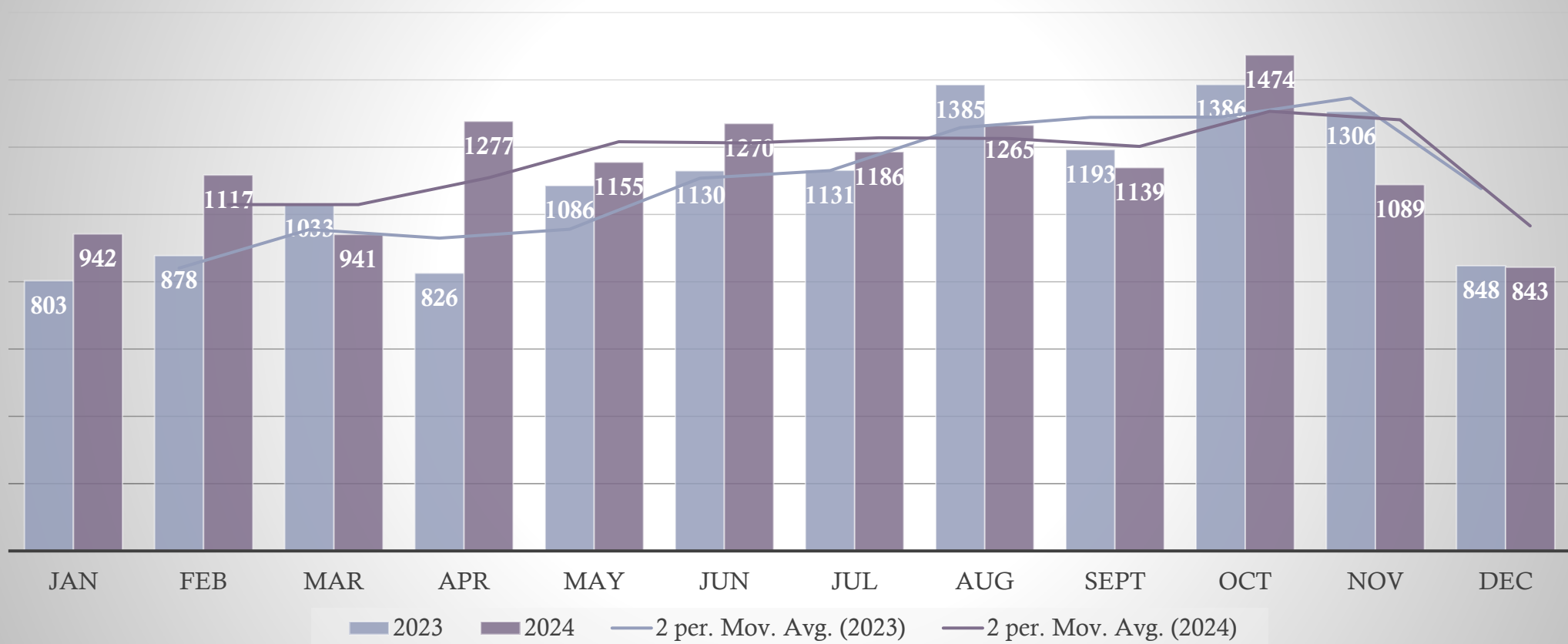


# Damages Per 1,000 Transmissions





## Damages in North Carolina 2024 vs 2023





# EDUCATION TEAM



Parrish Reddick  
Piedmont Liaison



Steven Moore  
Media Relations  
Specialist



Ann Rushing  
Education  
Manager



Tami Groves  
Southeast  
Liaison



Howard  
Corey  
Eastern Liaison



Rory Phipps  
Western Liaison





# THANK YOU!

A copy of this presentation  
is available at  
[www.ncucc.org](http://www.ncucc.org)

