





NC811 MONTHLY UPDATE

WAYNE COUNTY UCC

JANUARY 2025



# ANNOUNCEMENTS

Annual notices are going out via email to update member information by January 31<sup>st</sup>, 2025. Please update any information including maps to stay current as possible.



Contact Lesley Brouillard in Member Services at [Lesley@nc811.org](mailto:Lesley@nc811.org) if you have any questions.





---

# UPCOMING MEETINGS

- **NC State UCC Meeting**  
January 14, 2025 at 10am  
NC811, 5009 High Point Road, Greensboro  
TEAMS MEETING: Visit the [ncucc.org](https://ncucc.org) calendar page for a link to the meeting.
  - **NCLRPC Meeting**  
January 15, 2025 at 11am  
NC811, 5009 High Point Road, Greensboro  
TEAMS MEETING: Visit the [ncucc.org](https://ncucc.org) calendar page for a link to the meeting.
  - **NC811 Board Meeting**  
January 17, 2025 at 8:30am  
Embassy Suites  
204 Centreport Drive, Greensboro, NC 27409
-



# CALENDAR

NC811 & NCUCC  
event calendars can  
be found on  
[nc811.org](http://nc811.org) or the  
nc811 app





## DATA INSIGHTS

---

Locate Requests

Transmissions

County ticket volume  
and distribution



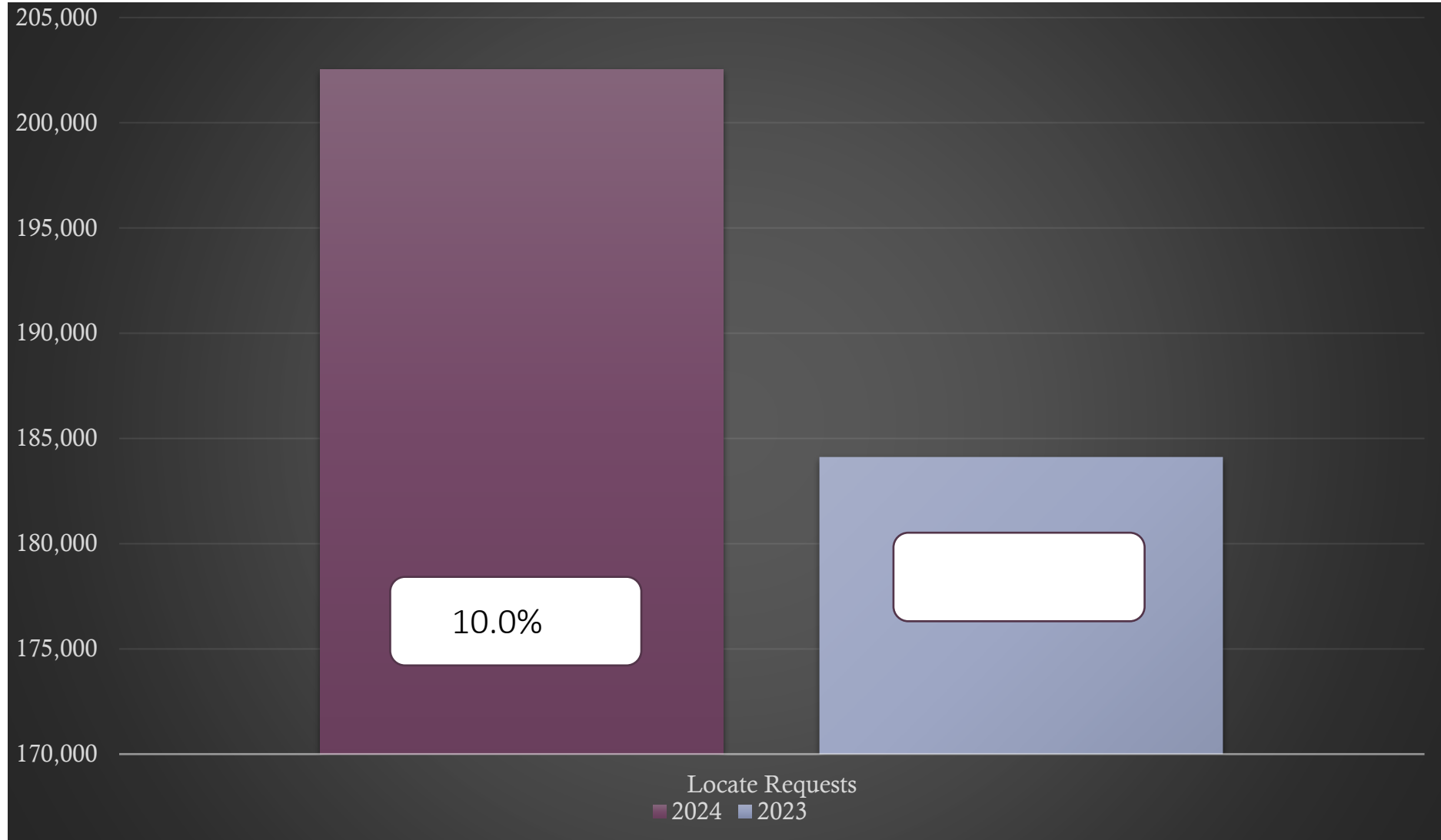


# Locate Requests for NC - Dec 24 vs 23

Dec. 2024 - 202,513  
Dec. 2023 - 184,086 = (10.0%)

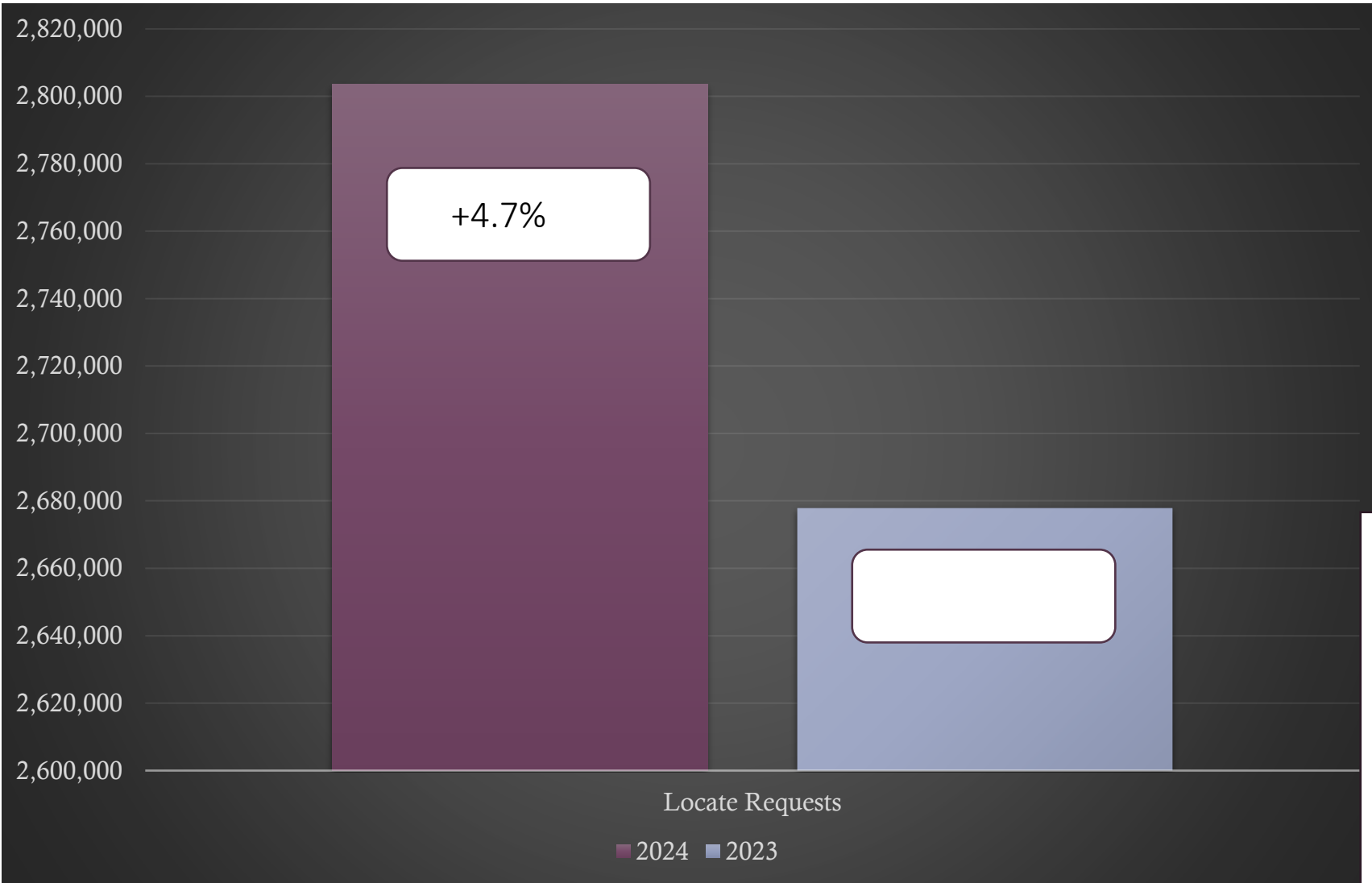

Updates for Dec 2024 - (68,367)  
= 33.8% of volume

Nov 2024 = 30.3% (3.5% Increase  
from the month before)  
YTD-885,266 (31.6%)





# Locate Requests for NC - YTD



Dec.2024 - 202,513 / 2023 -184,086=(10.0%)  
YTD 2024 - 2,803,579/ 2023 - 2,677,733= (+4.7%)

Updates for Dec 2024  
(68,367) = 3.8% of volume / Nov 2024 =30.3%  
(3.5% Increase from the month before)  
YTD-885,266 (31.6%)

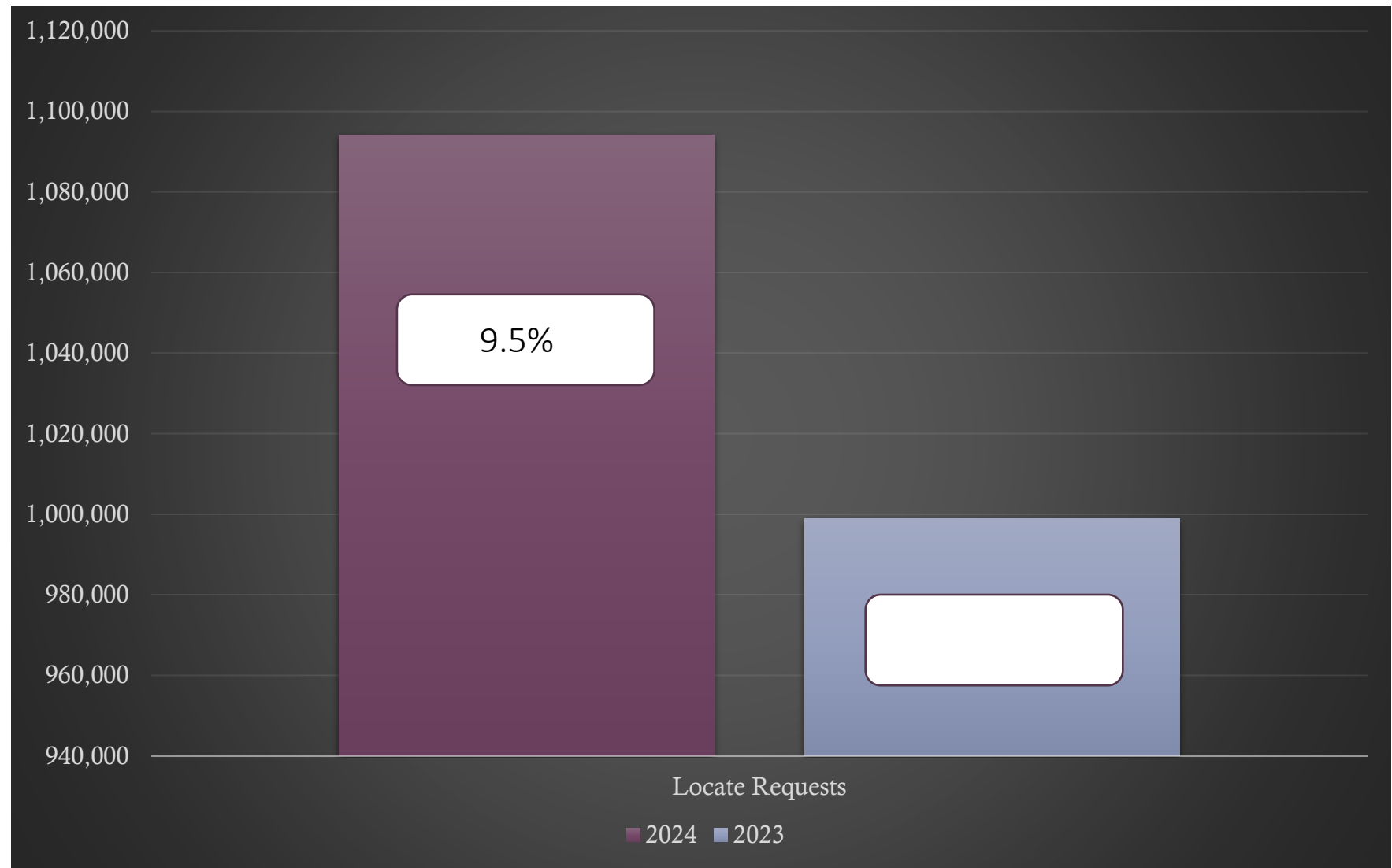




# Transmissions for NC – Dec 24 vs 23

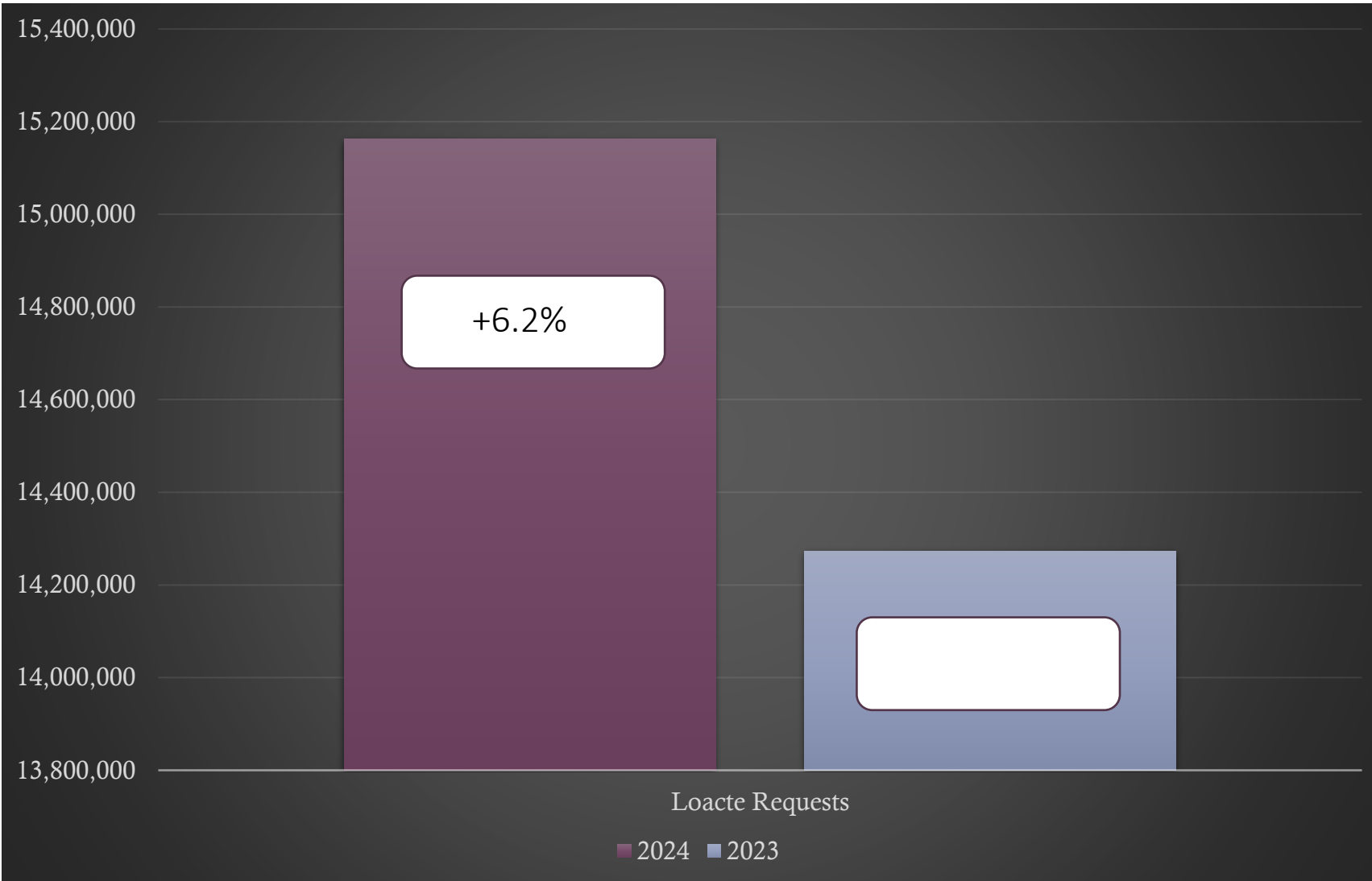


Transmissions MTD  
2024-1,094,058/2023-998,892= (9.5%)





# Transmissions for NC - YTD 2024



**Transmissions YTD**  
2024-15,163,299/ 2023-14,273,647= +6.2%



# COUNTY TICKET VOLUME

2024 VS 2023

<b>Wayne</b>	<b>3 HR</b>	<b>CNCL</b>	<b>NEW</b>	<b>RXMT</b>	<b>UPDT</b>	<b>TOTAL Tickets</b>
2023	140	23	1132	33	364	1692
2024	90	18	880	27	402	1417
+/- Var	-35.7%	-21.7%	-22.3%	-18.2%	10.4%	-16.3%
		Avg Locates per Day				75



# COUNTY TICKET VOLUME

YTD VS PREVIOUS YEAR

Wayne	3 HR	CNCL	NEW	RXMT	UPDT	TOTAL Tickets
2023	1190	266	14137	420	5966	21979
2024	923	168	12190	255	4138	17674
+/- Var	-22.4%	-36.8%	-13.8%	-39.3%	-30.6%	-19.6%
		Avg Locates per Day				70



# COUNTY TICKET DISTRIBUTION - DECEMBER

County/Place	12 Dec
<b>WAYNE</b>	<b>1417</b>
BROGDEN	4
DUDLEY	67
FREMONT	57
<b>GOLDSBORO</b>	<b>954</b>
GRANTHAM	14
INDIAN SPRINGS	3
MAR MAC	4
<b>MOUNT OLIVE</b>	<b>164</b>
NAHUNTA	8
NEW HOPE	2
PIKEVILLE	86

PINKNEY	2
PRICETOWN	2
ROSEWOOD	28
SAULSTON	2
SEVEN SPRINGS	12
SEYMOUR JOHNSON AFB	3
STONEY CREEK	3
WALNUT CREEK	1
WEBTOWN	1



## Top 10 Callers for - Wayne

Rank	Name	Totals
1	MASTEC	210
2	J & J UNDERGROUND UTILITIES LLC	114
3	KNIGHT BROADBAND, LLC	107
4	F7 UNDERGROUND UTILITIES, INC	84
5	ANSCO & ASSOCIATES LLC	69
6	AT&T UTILITY OPERATIONS	53
7	COX EDWARDS COMPANY	51
8	SC TELECOM	47
9	MID ATLANTIC CABLE SOLUTIONS	44
10	RIVER CITY CONSTRUCTION	43

# DAMAGES

**DIRT** Damage Information  
Reporting Tool





# December Damages

ALAMANCE	7
ALEXANDER	0
ALLEGHANY	0
ANSON	1
ASHE	1
AVERY	1
BEAUFORT	0
BERTIE	1
BLADEN	0
BRUNSWICK	10
BUNCOMBE	8
BURKE	1
CABARRUS	16
CALDWELL	3
CAMDEN	0
CARTERET	9
CASWELL	0
CATAWBA	13
CHATHAM	14
CHEROKEE	1
CHOWAN	0
CLAY	0
CLEVELAND	7
COLUMBUS	4

CRAVEN	3
CUMBERLAND	34
CURRITUCK	1
DARE	11
DAVIDSON	8
DAVIE	4
DUPLIN	4
DURHAM	48
EDGECOMBE	0
FORSYTH	19
FRANKLIN	6
GASTON	16
GATES	0
GRAHAM	0
GRANVILLE	2
GREENE	2
GUILFORD	22
HALIFAX	0
HARNETT	11
HAYWOOD	3
HENDERSON	3
HERTFORD	2
HOKE	3
HYDE	0
IREDELL	14


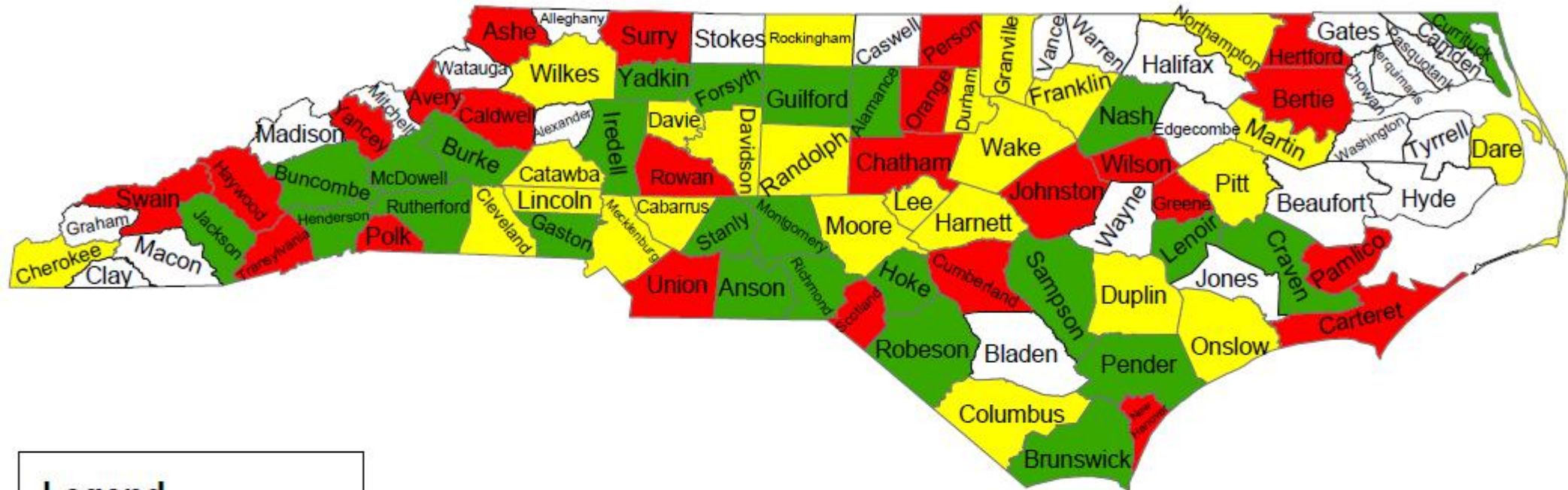
JACKSON	1
JOHNSTON	31
JONES	0
LEE	6
LENOIR	3
LINCOLN	7
MACON	0
MADISON	0
MARTIN	1
MCDOWELL	1
MECKLENBURG	121
MITCHELL	0
MONTGOMERY	2
MOORE	18
NASH	3
NEW HANOVER	28
NORTHAMPTON	1
ONSLow	13
ORANGE	36
PAMLICO	1
PASQUOTANK	0
PENDER	5
PERQUIMANS	0
PERSON	3
PITT	12

POLK	2
RANDOLPH	7
RICHMOND	2
ROBESON	7
ROCKINGHAM	5
ROWAN	15
RUTHERFORD	2
SAMPSON	3
SCOTLAND	2
STANLY	1
STOKES	0
SURRY	6
SWAIN	1
TRANSYLVANIA	7
TYRRELL	0
UNION	50
VANCE	0
WAKE	120
WARREN	0
WASHINGTON	0
WATAUGA	0
<b>WAYNE</b>	<b>0</b>
WILKES	2
WILSON	3
YADKIN	1
YANCEY	1

**Grand Total 843**

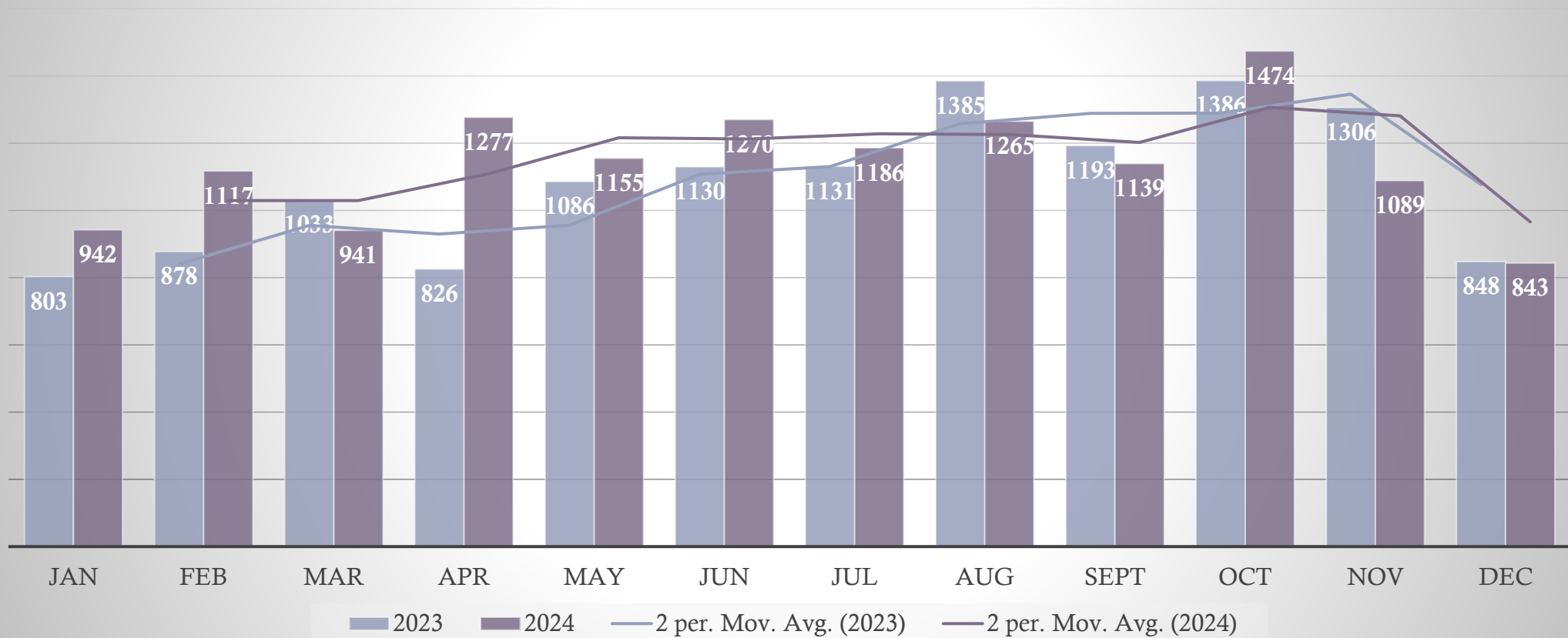


# Damages Per 1,000 Transmissions





## Damages in North Carolina 2024 vs 2023





## EDUCATION TEAM



Parrish Reddick  
Piedmont Liaison



Steven Moore  
Media Relations  
Specialist



Ann Rushing  
Education  
Manager



Tami Groves  
Southeast  
Liaison



Howard  
Corey  
Eastern Liaison



Rory Phipps  
Western Liaison



# THANK YOU!

A copy of this presentation  
is available at  
[www.ncucc.org](http://www.ncucc.org)

