



NC811 MONTHLY UPDATE
JANUARY 2025

ASHE-ALLEGHANY
UCC



ANNOUNCEMENTS

Annual notices are going out via email to update member information by January 31st, 2025. Please update any information including maps to stay current as possible.



Contact Lesley Brouillard in Member Services at Lesley@nc811.org if you have any questions.





UPCOMING MEETINGS

- **NC State UCC Meeting**
January 14, 2025 at 10am
NC811, 5009 High Point Road, Greensboro
TEAMS MEETING: Visit the ncucc.org calendar page for a link to the meeting.
 - **NCLRPC Meeting**
January 15, 2025 at 11am
NC811, 5009 High Point Road, Greensboro
TEAMS MEETING: Visit the ncucc.org calendar page for a link to the meeting.
 - **NC811 Board Meeting**
January 17, 2025 at 8:30am
Embassy Suites
204 Centreport Drive, Greensboro, NC 27409
-



CALENDAR

NC811 & NCUCC
event calendars can
be found on
nc811.org or the
nc811 app





DATA INSIGHTS

Locate Requests

Transmissions

County ticket volume
and distribution

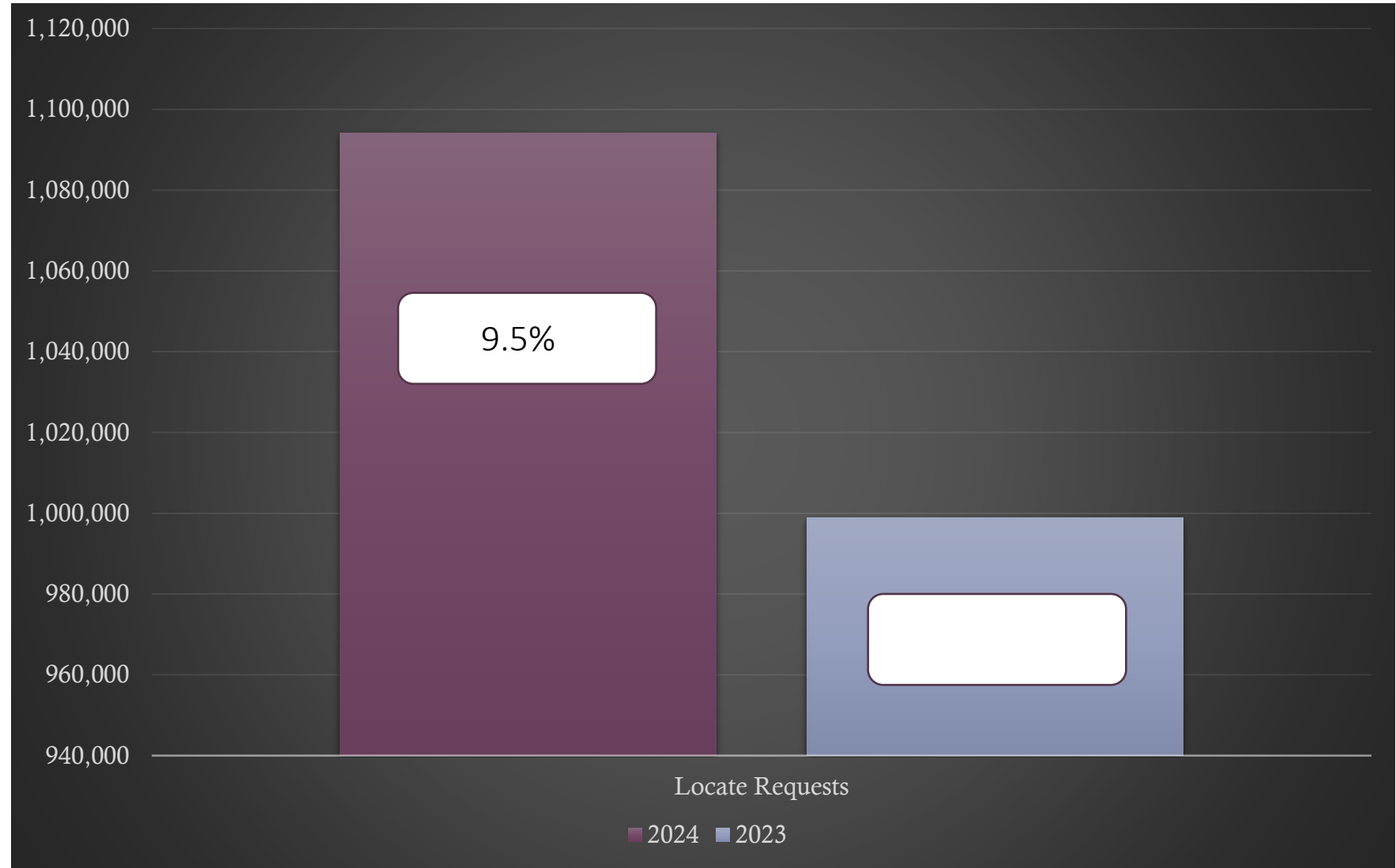




Transmissions for NC – Dec 24 vs 23

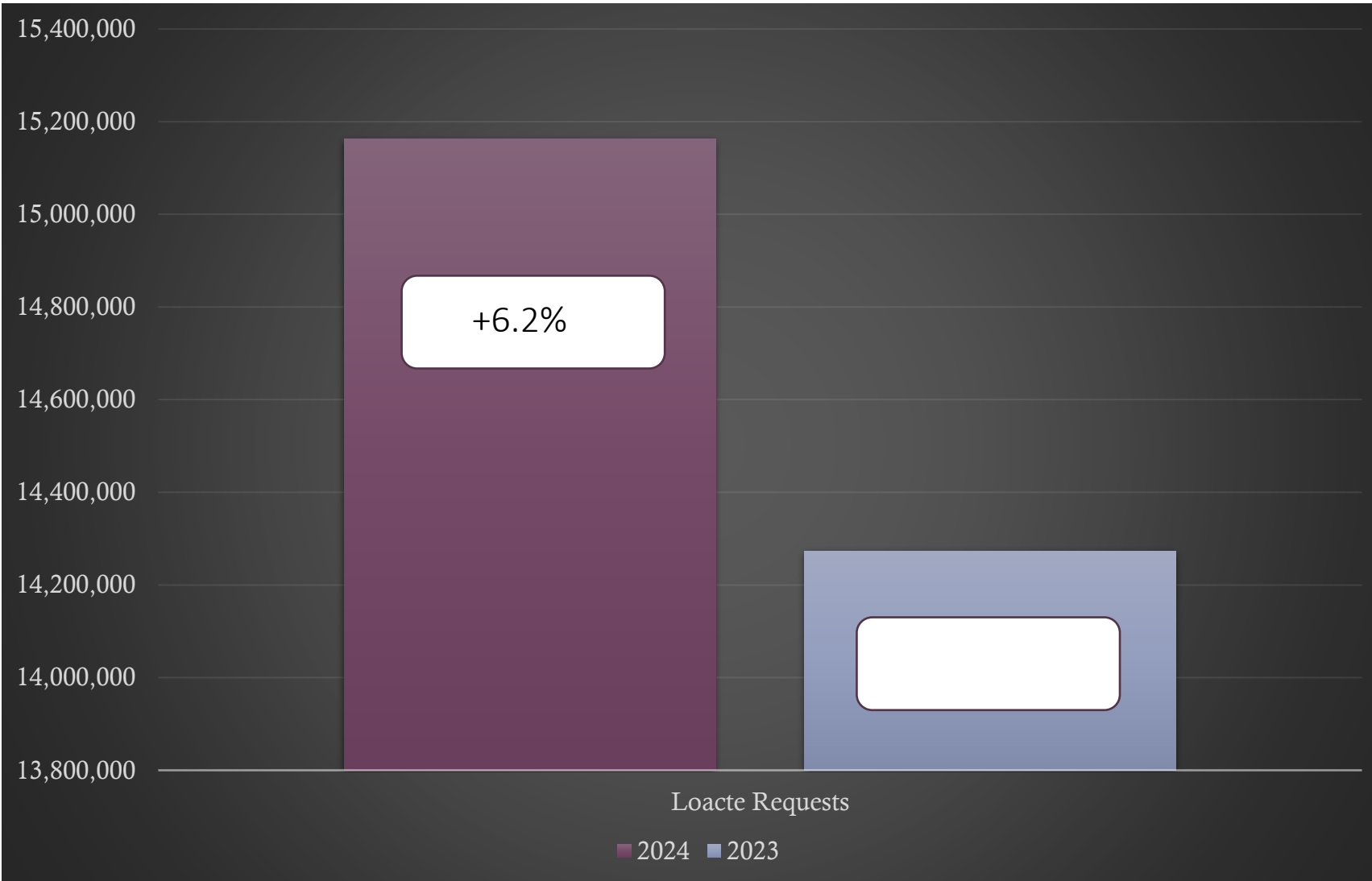


Transmissions MTD 2024- 1,094,058 / 2023 - 998,892= (9.5%)
Transmissions YTD 2024- 15,163,299 / 2023 - 14,273,647= +6.23%





Transmissions for NC - YTD 2024



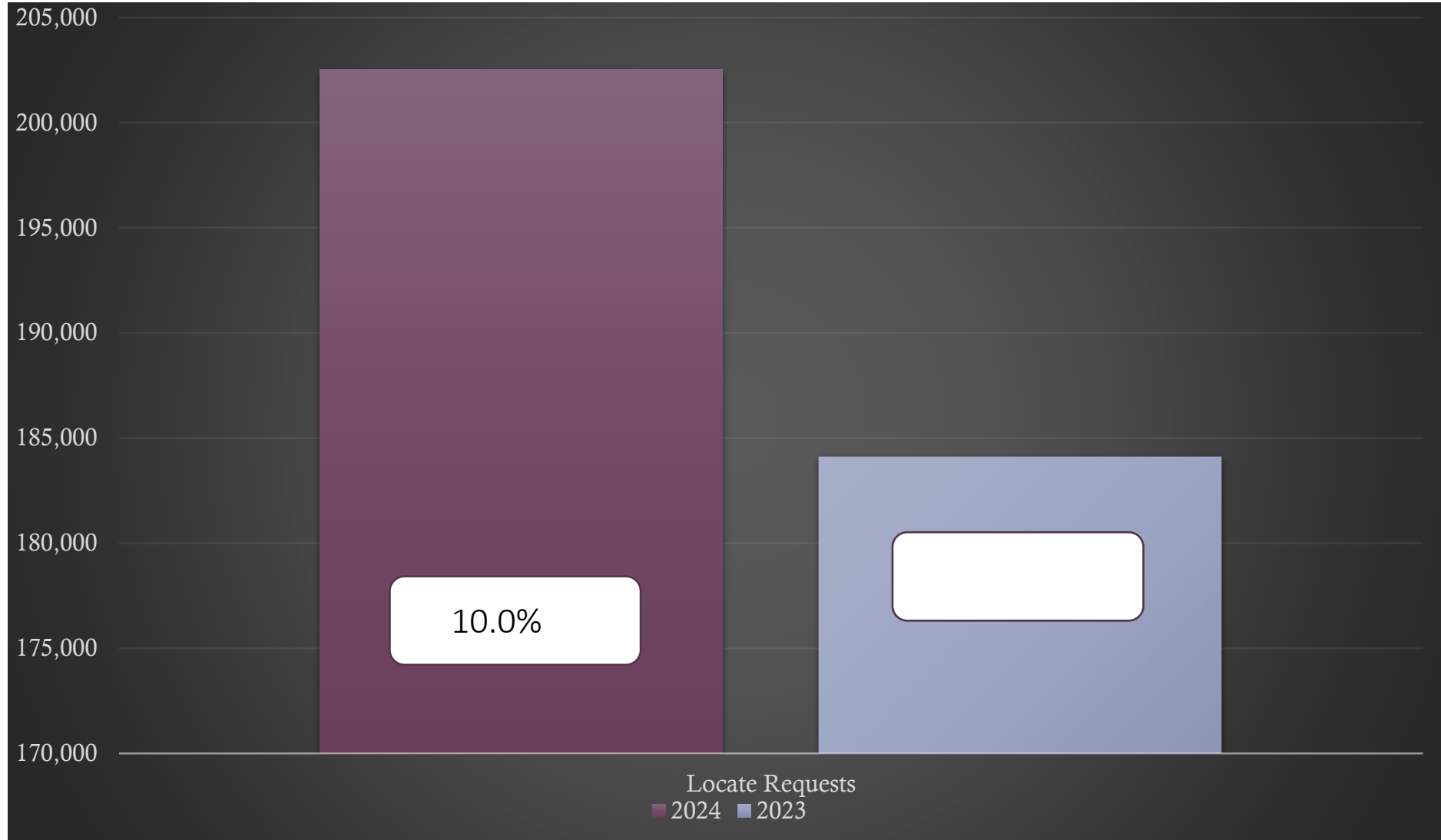
Transmissions MTD 2024- 1,094,058 / 2023 - 998,892= (9.5%)
Transmissions YTD 2024- 15,163,299 / 2023 - 14,273,647= +6.2%



Locate Requests for NC - Dec 24 vs 23


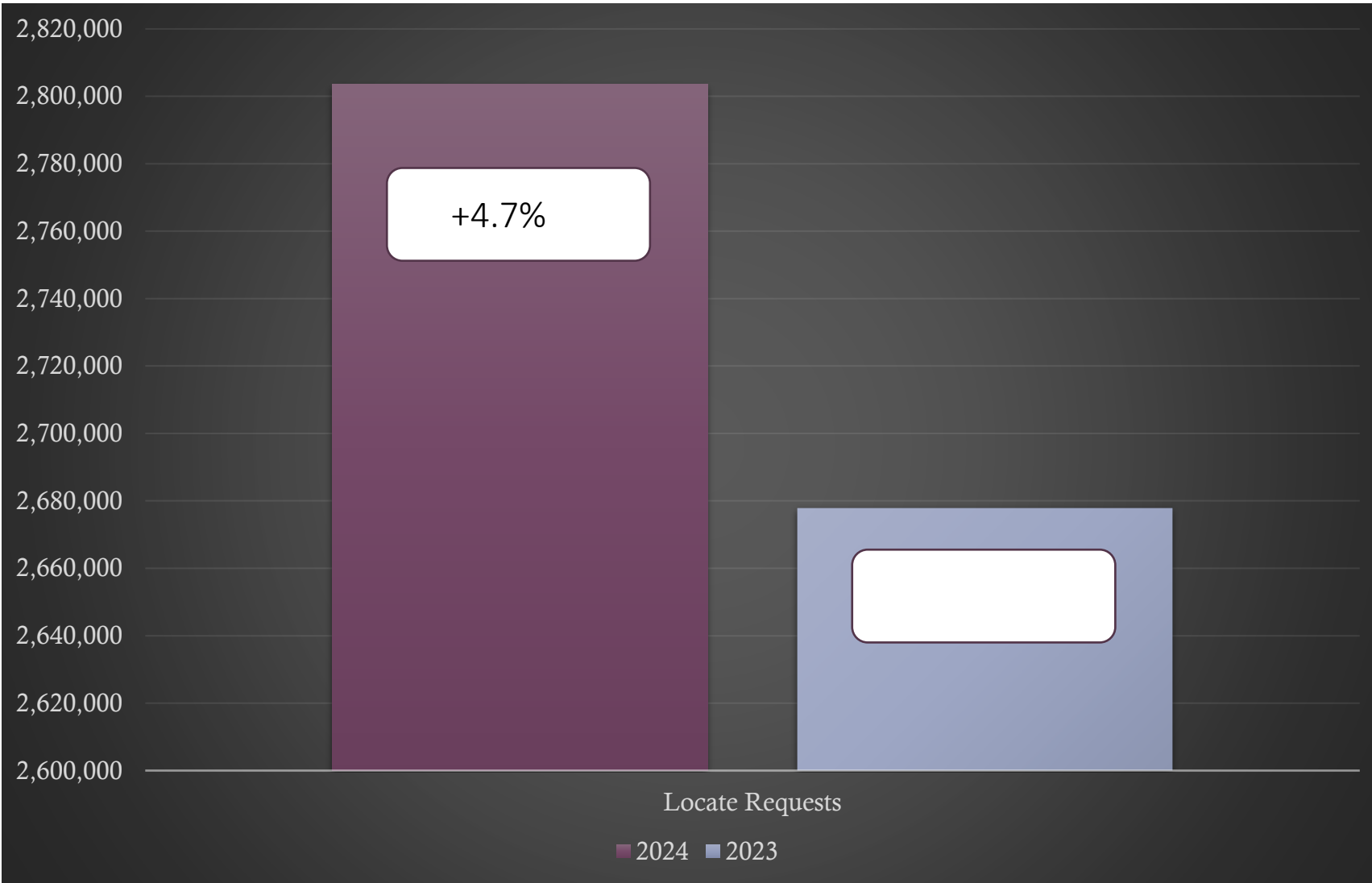
Dec. 2024 - 202,513 / 2023 - 184,086 = (10.0%)
YTD 2024 - 2,803,579 / 2023 - 2,677,733 = +4.7%

Updates for Dec 2024 - (68,367) = 33.8% of volume / Nov 2024 = 30.3% (3.5% Increase from the month before) YTD-885,266 (31.6%)





Locate Requests for NC - YTD



Dec. 2024 - 202,513 / 2023 - 184,086=(10.0%)
YTD 2024 - 2,803,579/ 2023 - 2,677,733= +4.7%

Updates for Dec 2024 - (68,367) = 33.8% of volume / Nov 2024 = 30.3% (3.5% Increase from the month before) YTD-885,266 (31.6%)



COUNTY TICKET VOLUME

2024 VS 2023

Ashe	3 HR	CNCL	NEW	RXMT	UPDT	TOTAL Tickets
2023	1	1	136	10	55	203
2024	5	1	124	1	32	163
+/- Var	400.0%	0.0%	-8.8%	-90.0%	-41.8%	-19.7%
				Locates per day		9



COUNTY TICKET VOLUME

YTD VS PREVIOUS YEAR

Ashe	3 HR	CNCL	NEW	RXMT	UPDT	TOTAL Tickets
2023	33	32	2795	69	807	3736
2024	58	28	2681	73	640	3480
+/- Var	75.8%	-12.5%	-4.1%	5.8%	-20.7%	-6.9%
Locates per day						14



COUNTY TICKET DISTRIBUTION - DECEMBER

ASHE	163
CRESTON	16
CRUMPLER	20
FLEETWOOD	17
JEFFERSON	25
LANSING	6
TODD	6
WARRENSVILLE	9
WEST JEFFERSON	50



Top 10 Callers for – December – Ashe County

1	BLUE RIDGE ENERGY	13
2	FRONTIER NATURAL GAS	6
3	GSI	6
4	NICKELSTON INDUSTRIES, INC	5
5	RAM JACK OF CHARLOTTE	4
6	NCDOT	4
7	GSI	4
8	J & S UNDERGROUND	4
9	APPALACHIAN UTILITIES INC	3
10	CAROLINA GRADING & UTILITIES	3



COUNTY TICKET VOLUME

2024 VS 2023

Alleghany	3 HR	CNCL	NEW	RXMT	UPDT	TOTAL Tickets
2023	0	0	51	2	3	56
2024	1	0	64	2	8	75
+/- Var	0	0	25.5%	0.0%	166.7%	33.9%
				Locates per day		4



COUNTY TICKET VOLUME

YTD VS PREVIOUS YEAR

Alleghany	3 HR	CNCL	NEW	RXMT	UPDT	TOTAL Tickets
2023	15	12	1357	42	129	1555
2024	27	20	1385	30	95	1557
+/- Var	80.0%	66.7%	2.1%	-28.6%	-26.4%	0.1%
Locates per day						6



COUNTY TICKET DISTRIBUTION - DECEMBER

ALLEGHANY	75
ENNICE	6
GLADE VALLEY	8
PINEY CREEK	5
ROARING GAP	9
SPARTA	38



Top 10 Callers for – December – Alleghany County

1	BLUE RIDGE EMC	14
2	NICKELSTON INDUSTRIES, INC	4
3	TOWN OF SPARTA	4
4	SKYLINE TELEPHONE	3
5	AQUADRILL INC	3
6	YADKIN WELL COMPANY	3
7	BRYANTS CONTRACTING	2
8	ETHAN CARICO	2
9	DOUBLE L FARMS & FENCING	2
10	LESLIE MORGENSTERN	2

DAMAGES

DIRT Damage Information
Reporting Tool





December Damages

ALAMANCE	7
ALEXANDER	0
ALLEGHANY	0
ANSON	1
ASHE	1
AVERY	1
BEAUFORT	0
BERTIE	1
BLADEN	0
BRUNSWICK	10
BUNCOMBE	8
BURKE	1
CABARRUS	16
CALDWELL	3
CAMDEN	0
CARTERET	9
CASWELL	0
CATAWBA	13
CHATHAM	14
CHEROKEE	1
CHOWAN	0
CLAY	0
CLEVELAND	7
COLUMBUS	4


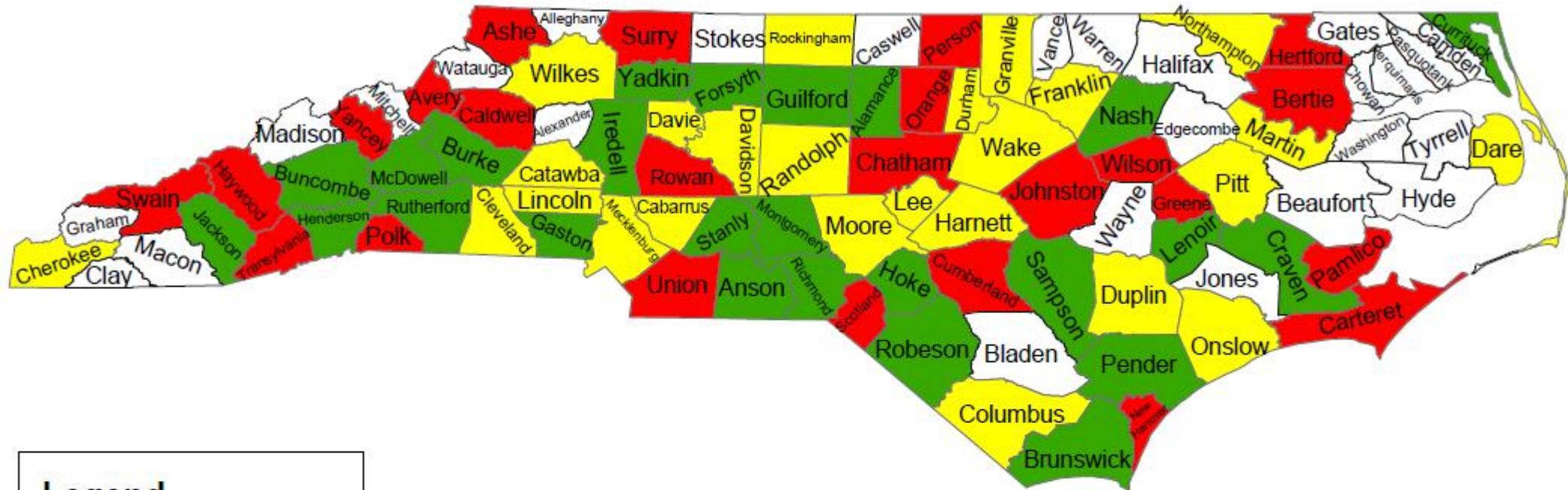
CRAVEN	3
CUMBERLAND	34
CURRITUCK	1
DARE	11
DAVIDSON	8
DAVIE	4
DUPLIN	4
DURHAM	48
EDGECOMBE	0
FORSYTH	19
FRANKLIN	6
GASTON	16
GATES	0
GRAHAM	0
GRANVILLE	2
GREENE	2
GUILFORD	22
HALIFAX	0
HARNETT	11
HAYWOOD	3
HENDERSON	3
HERTFORD	2
HOKE	3
HYDE	0
IREDELL	14

JACKSON	1
JOHNSTON	31
JONES	0
LEE	6
LENOIR	3
LINCOLN	7
MACON	0
MADISON	0
MARTIN	1
MCDOWELL	1
MECKLENBURG	121
MITCHELL	0
MONTGOMERY	2
MOORE	18
NASH	3
NEW HANOVER	28
NORTHAMPTON	1
ONSLOW	13
ORANGE	36
PAMLICO	1
PASQUOTANK	0
PENDER	5
PERQUIMANS	0
PERSON	3
PITT	12

POLK	2
RANDOLPH	7
RICHMOND	2
ROBESON	7
ROCKINGHAM	5
ROWAN	15
RUTHERFORD	2
SAMPSON	3
SCOTLAND	2
STANLY	1
STOKES	0
SURRY	6
SWAIN	1
TRANSYLVANIA	7
TYRRELL	0
UNION	50
VANCE	0
WAKE	120
WARREN	0
WASHINGTON	0
WATAUGA	0
WAYNE	0
WILKES	2
WILSON	3
YADKIN	1
YANCEY	1

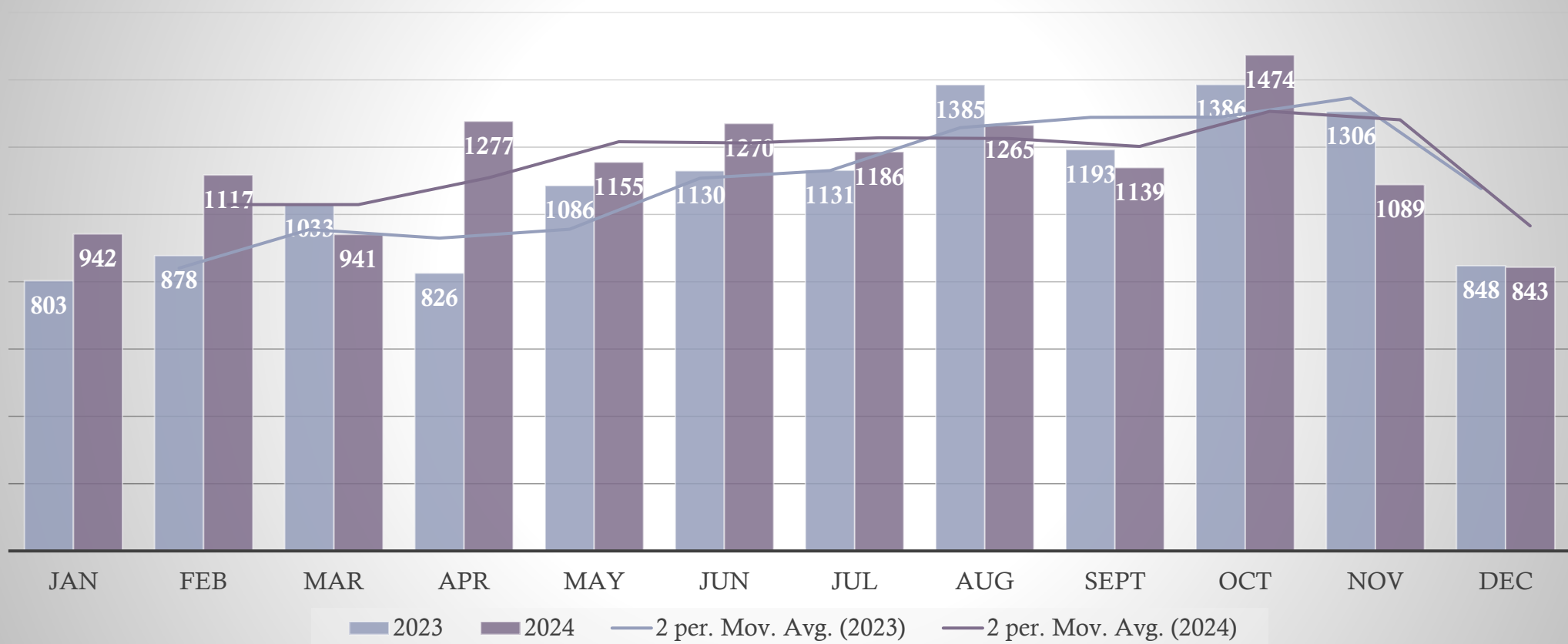
Grand Total 843

Damages Per 1,000 Transmissions





Damages in North Carolina 2024 vs 2023





EDUCATION TEAM



Parrish Reddick
Piedmont Liaison



Steven Moore
Media Relations
Specialist



Ann Rushing
Education
Manager



Tami Groves
Southeast
Liaison



**Howard
Corey**
Eastern Liaison



Rory Phipps
Western Liaison



THANK YOU!

A copy of this presentation
is available at
www.ncucc.org



UCC Sign-In Sheet :

ASHE-ALLEGHANY

Date:

1/21/2025

Name	Company	Email	Phone Number
Rory Phipps	NC811	rory@nc811.org	336-944-1087
Steve Calhan	Frontier Natural Gas	Lcalhan@frontiernaturalgas.com	336-366-9477
Grady L. Candill	Frontier natural Gas	Gcandill@frontiernaturalgas.com	336-366-0748