



NC811 MONTHLY UPDATE  
JANUARY 2025

BUNCOMBE UCC





# ANNOUNCEMENTS

Annual notices are going out via email to update member information by January 31<sup>st</sup>, 2025. Please update any information including maps to stay current as possible.



Contact Lesley Brouillard in Member Services at [Lesley@nc811.org](mailto:Lesley@nc811.org) if you have any questions.





---

# UPCOMING MEETINGS

- **NC State UCC Meeting**  
January 14, 2025 at 10am  
NC811, 5009 High Point Road, Greensboro  
TEAMS MEETING: Visit the [ncucc.org](https://ncucc.org) calendar page for a link to the meeting.
  - **NCLRPC Meeting**  
January 15, 2025 at 11am  
NC811, 5009 High Point Road, Greensboro  
TEAMS MEETING: Visit the [ncucc.org](https://ncucc.org) calendar page for a link to the meeting.
  - **NC811 Board Meeting**  
January 17, 2025 at 8:30am  
Embassy Suites  
204 Centreport Drive, Greensboro, NC 27409
-





# CALENDAR

NC811 & NCUCC  
event calendars can  
be found on  
[nc811.org](http://nc811.org) or the  
nc811 app





## DATA INSIGHTS

---

Locate Requests

Transmissions

County ticket volume  
and distribution

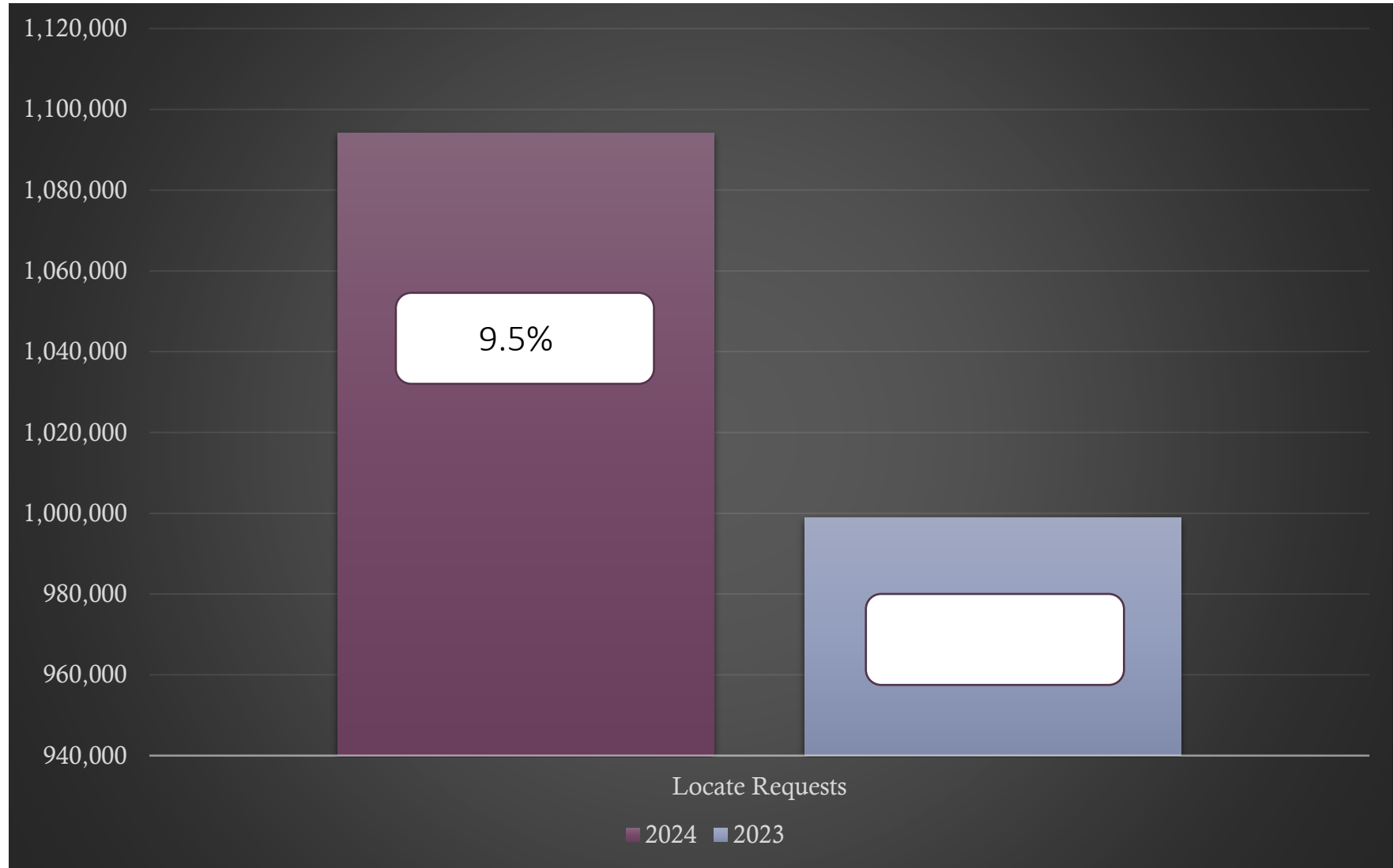




# Transmissions for NC – Dec 24 vs 23



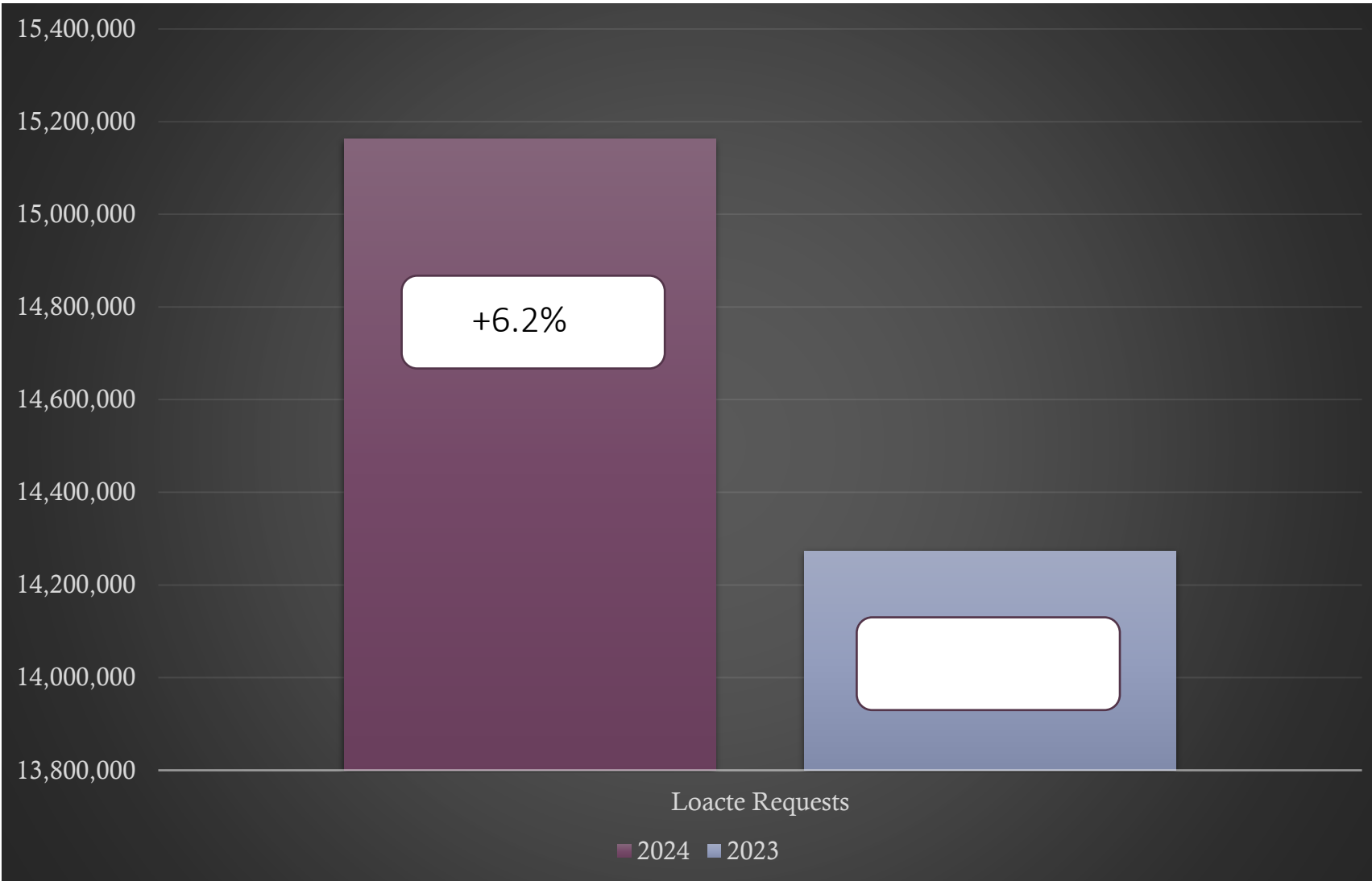
Transmissions MTD 2024- 1,094,058 / 2023 - 998,892= (9.5%)  
Transmissions YTD 2024- 15,163,299 / 2023 - 14,273,647= +6.23%







# Transmissions for NC - YTD 2024



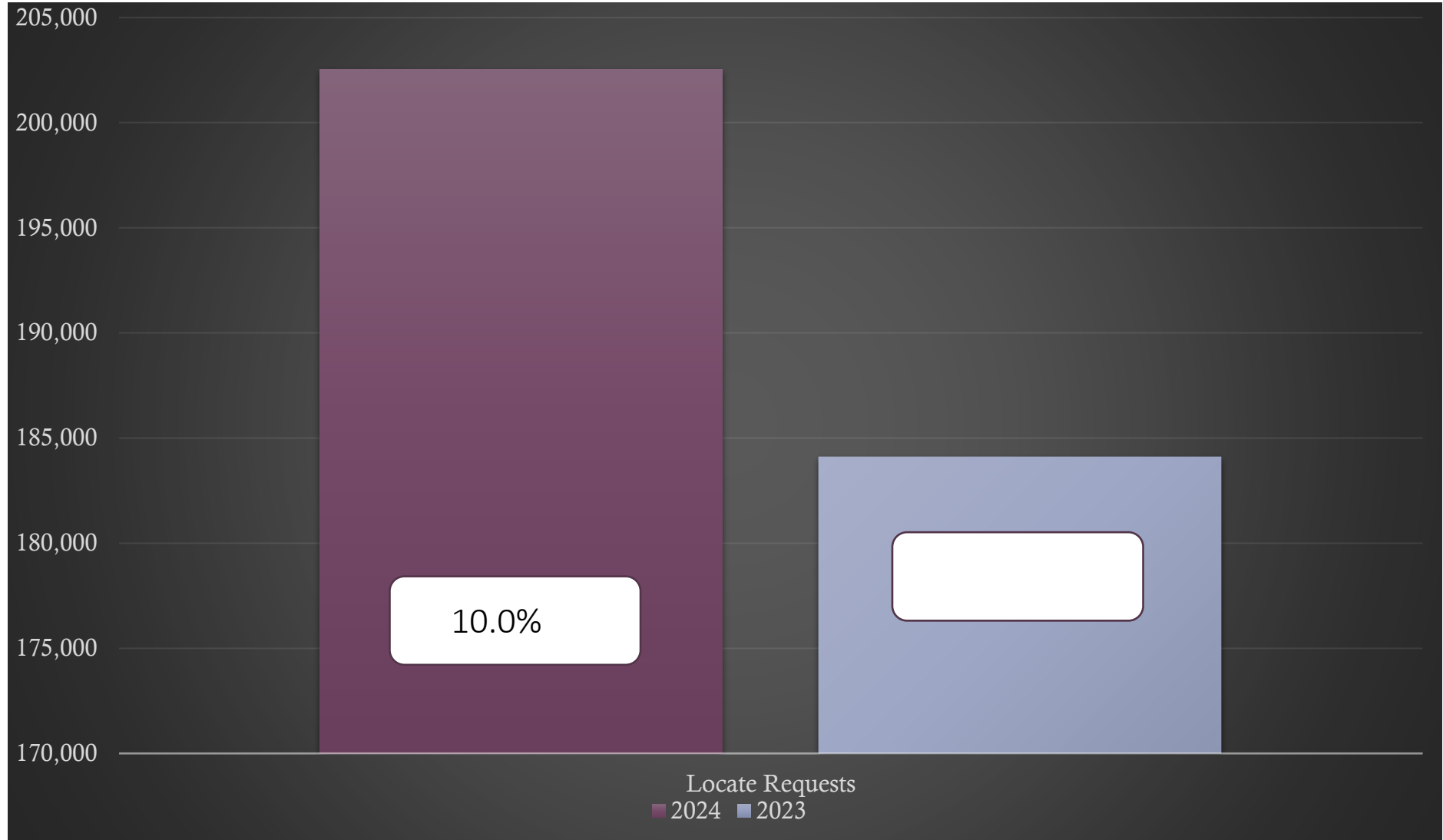
Transmissions MTD 2024- 1,094,058 / 2023 - 998,892= (9.5%)  
Transmissions YTD 2024- 15,163,299 / 2023 - 14,273,647= +6.2%



# Locate Requests for NC - Dec 24 vs 23

Dec. 2024 - 202,513 / 2023 - 184,086 = (10.0%)  
YTD 2024 - 2,803,579 / 2023 - 2,677,733 = +4.7%


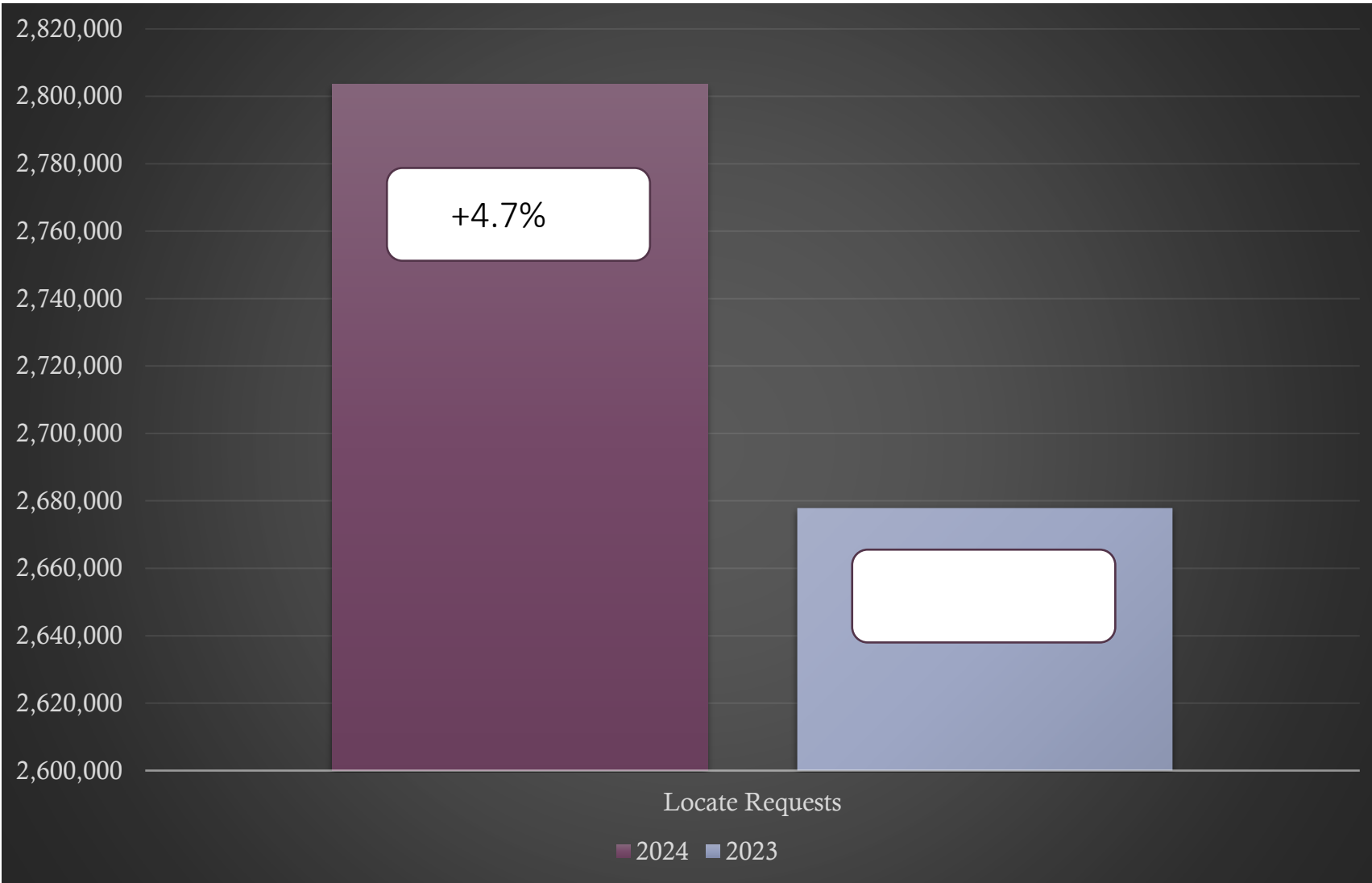
Updates for Dec 2024 - (68,367) = 33.8% of volume / Nov 2024 = 30.3% (3.5% Increase from the month before) YTD-885,266 (31.6%)







# Locate Requests for NC - YTD



Dec. 2024 - 202,513 / 2023 - 184,086=(10.0%)  
YTD 2024 - 2,803,579/ 2023 - 2,677,733= +4.7%

Updates for Dec 2024 - (68,367) = 33.8% of volume / Nov 2024 = 30.3% (3.5% Increase from the month before) YTD-885,266 (31.6%)



# COUNTY TICKET VOLUME

2024 VS 2023

	3 HR	CNCL	NEW	RXMT	UPDT	TOTAL Tickets
<b>2023</b>	57	23	<b>1895</b>	48	1045	<b>3068</b>
<b>2024</b>	143	34	<b>2163</b>	102	1513	<b>3955</b>
<b>+/- Var</b>	150.9%	47.8%	<b>14.1%</b>	112.5%	44.8%	<b>28.9%</b>
				<b>Locates per day</b>		<b>208</b>

---





# COUNTY TICKET VOLUME

## YTD VS PREVIOUS YEAR

	3 HR	CNCL	NEW	RXMT	UPDT	TOTAL Tickets
2023	1670	341	31923	1061	14291	49286
2024	1776	414	30941	1115	15939	50185
+/- Var	6.3%	21.4%	-3.1%	5.1%	11.5%	1.8%
Locates per day						198

---



# COUNTY TICKET DISTRIBUTION - DECEMBER

<b>BUNCOMBE</b>	<b>3955</b>	LEICESTER	75
ALEXANDER	15	MILLS RIVER	3
ARDEN	356	MONTREAT	5
ASHEVILLE	2023	ROYAL PINES	6
AVERY CREEK	23	SWANNANOA	168
BARNARDSVILLE	70	<b>WEAVERVILLE</b>	<b>305</b>
BILTMORE FOREST	31	WOODFIN	87
BLACK MOUNTAIN	283		
CANDLER	231		
ENKA	19		
FAIRVIEW	236		
HOMINY	5		

---





## Top 10 Callers for - December

1	TENNOCA CONSTRUCTION COMPANY	417
2	ITG	340
3	ANSCO & ASSOCIATES LLC	232
4	FOREMOST PIPELINE CONSTRUCTION COMPANY	194
5	MB HAYNES CORPORATION	159
6	AT&T UTILITY OPERATIONS	154
7	SUMTER UTILITIES INC	153
8	BIGHAM CABLE CONSTRUCTION INC	123
9	FLUOR-UNITED	98
10	DUKE ENERGY	71

# DAMAGES

**DIRT** Damage Information  
Reporting Tool






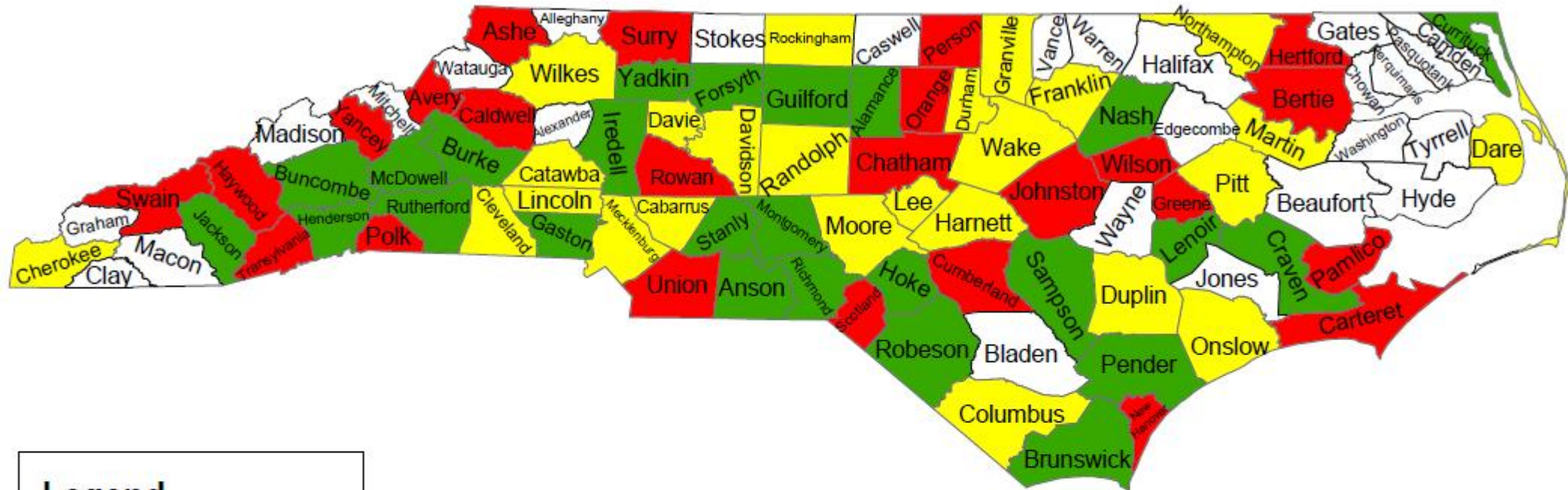


# December Damages

ALAMANCE	7	CRAVEN	3	JACKSON	1	POLK	2
ALEXANDER	0	CUMBERLAND	34	JOHNSTON	31	RANDOLPH	7
ALLEGHANY	0	CURRITUCK	1	JONES	0	RICHMOND	2
ANSON	1	DARE	11	LEE	6	ROBESON	7
ASHE	1	DAVIDSON	8	LENOIR	3	ROCKINGHAM	5
AVERY	1	DAVIE	4	LINCOLN	7	ROWAN	15
BEAUFORT	0	DUPLIN	4	MACON	0	RUTHERFORD	2
BERTIE	1	DURHAM	48	MADISON	0	SAMPSON	3
BLADEN	0	EDGECOMBE	0	MARTIN	1	SCOTLAND	2
BRUNSWICK	10	FORSYTH	19	MCDOWELL	1	STANLY	1
<b>BUNCOMBE</b>	<b>8</b>	FRANKLIN	6	MECKLENBURG	121	STOKES	0
BURKE	1	GASTON	16	MITCHELL	0	SURRY	6
CABARRUS	16	GATES	0	MONTGOMERY	2	SWAIN	1
CALDWELL	3	GRAHAM	0	MOORE	18	TRANSYLVANIA	7
CAMDEN	0	GRANVILLE	2	NASH	3	TYRRELL	0
CARTERET	9	GREENE	2	NEW HANOVER	28	UNION	50
CASWELL	0	GUILFORD	22	NORTHAMPTON	1	VANCE	0
CATAWBA	13	HALIFAX	0	ONSLOW	13	WAKE	120
CHATHAM	14	HARNETT	11	ORANGE	36	WARREN	0
CHEROKEE	1	HAYWOOD	3	PAMLICO	1	WASHINGTON	0
CHOWAN	0	HENDERSON	3	PASQUOTANK	0	WATAUGA	0
CLAY	0	HERTFORD	2	PENDER	5	WAYNE	0
CLEVELAND	7	HOKE	3	PERQUIMANS	0	WILKES	2
COLUMBUS	4	HYDE	0	PERSON	3	WILSON	3
		IREDELL	14	PITT	12	YADKIN	1
						YANCEY	1

**Grand Total 843**

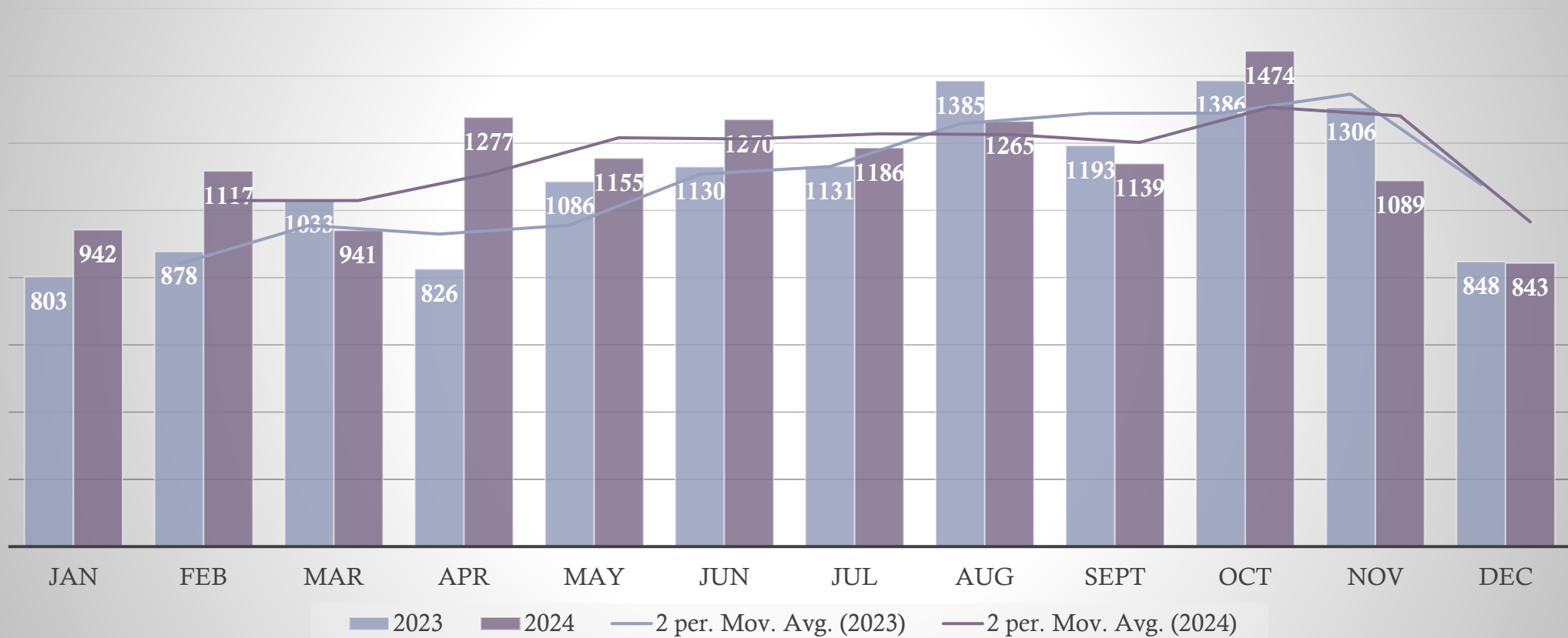
# Damages Per 1,000 Transmissions







## Damages in North Carolina 2024 vs 2023





## EDUCATION TEAM



**Parrish Reddick**  
Piedmont Liaison



**Steven Moore**  
Media Relations  
Specialist



**Ann Rushing**  
Education  
Manager



**Tami Groves**  
Southeast  
Liaison



**Howard  
Corey**  
Eastern Liaison



**Rory Phipps**  
Western Liaison





# THANK YOU!

A copy of this presentation  
is available at  
[www.ncucc.org](http://www.ncucc.org)





