



NC811 MONTHLY UPDATE  
JANUARY 2025

CHEROKEE CLAY  
GRAHAM UCC



# ANNOUNCEMENTS

Annual notices are going out via email to update member information by January 31<sup>st</sup>, 2025. Please update any information including maps to stay current as possible.



Contact Lesley Brouillard in Member Services at [Lesley@nc811.org](mailto:Lesley@nc811.org) if you have any questions.





---

# UPCOMING MEETINGS

- **NC State UCC Meeting**  
January 14, 2025 at 10am  
NC811, 5009 High Point Road, Greensboro  
TEAMS MEETING: Visit the [ncucc.org](https://ncucc.org) calendar page for a link to the meeting.
  - **NCLRPC Meeting**  
January 15, 2025 at 11am  
NC811, 5009 High Point Road, Greensboro  
TEAMS MEETING: Visit the [ncucc.org](https://ncucc.org) calendar page for a link to the meeting.
  - **NC811 Board Meeting**  
January 17, 2025 at 8:30am  
Embassy Suites  
204 Centreport Drive, Greensboro, NC 27409
-



# CALENDAR

NC811 & NCUCC  
event calendars can  
be found on  
[nc811.org](http://nc811.org) or the  
nc811 app





## DATA INSIGHTS

---

Locate Requests

Transmissions

County ticket volume  
and distribution

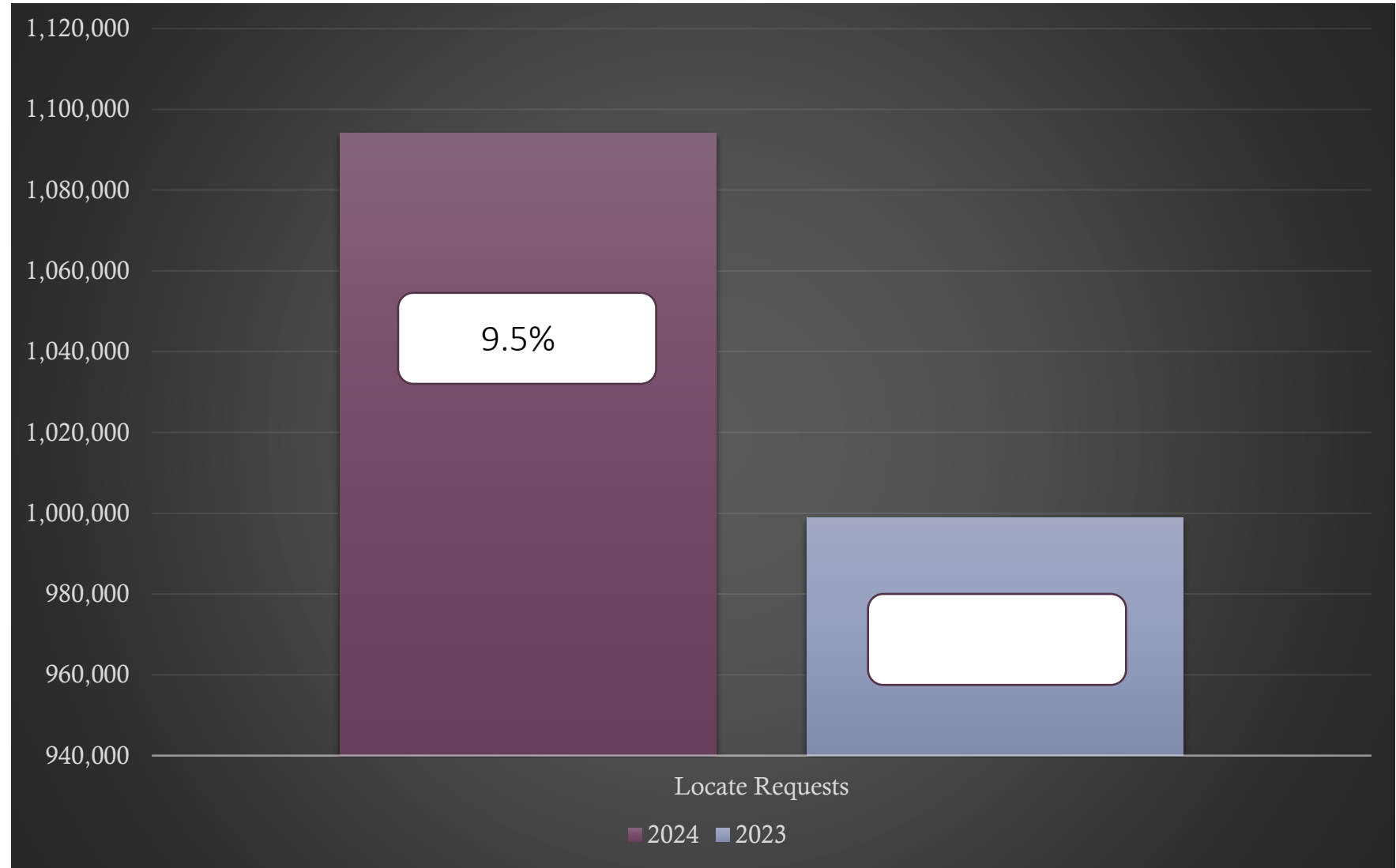




# Transmissions for NC – Dec 24 vs 23

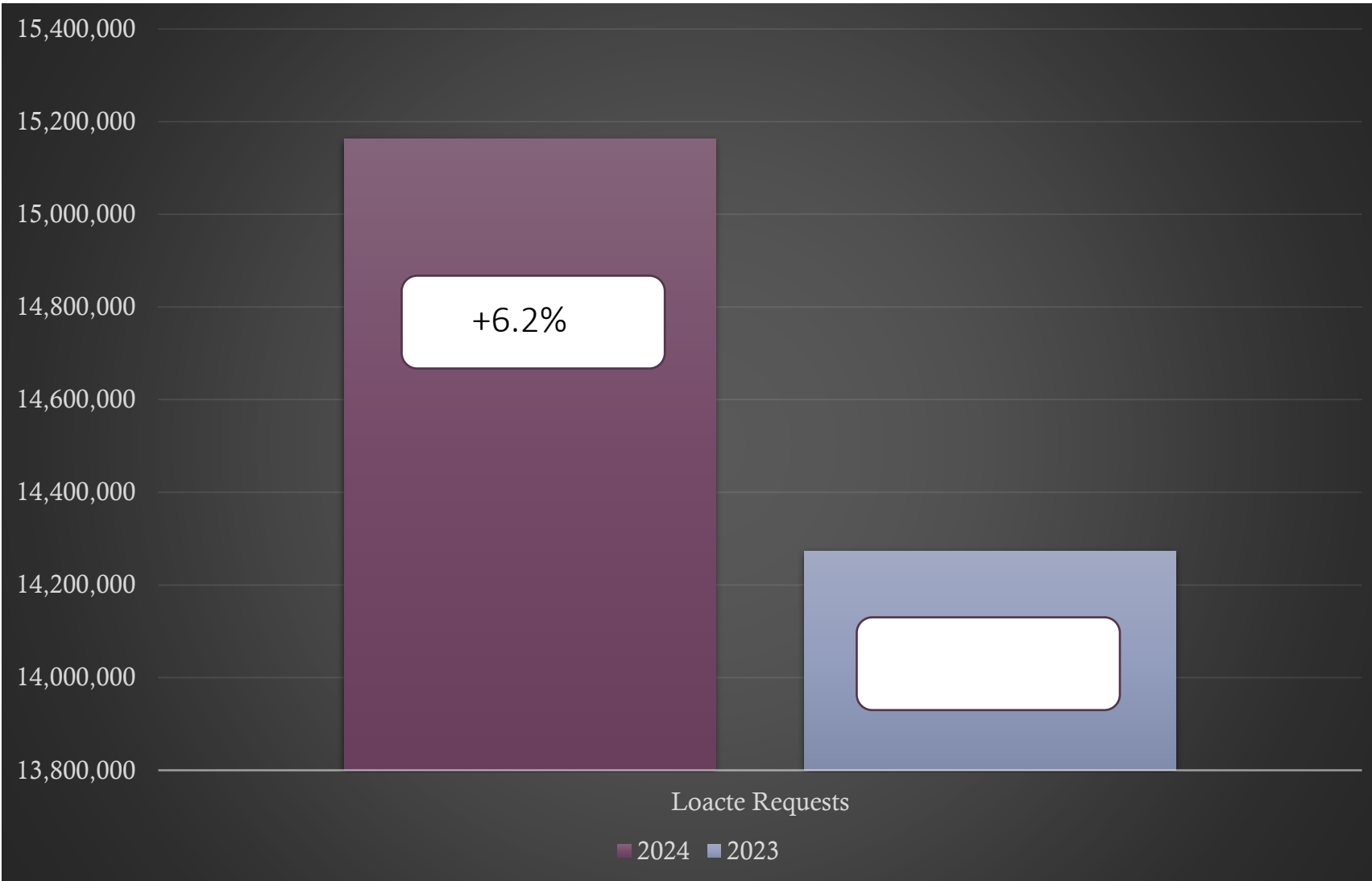


Transmissions MTD 2024- 1,094,058 / 2023 - 998,892= (9.5%)  
Transmissions YTD 2024- 15,163,299 / 2023 - 14,273,647= +6.23%





# Transmissions for NC - YTD 2024



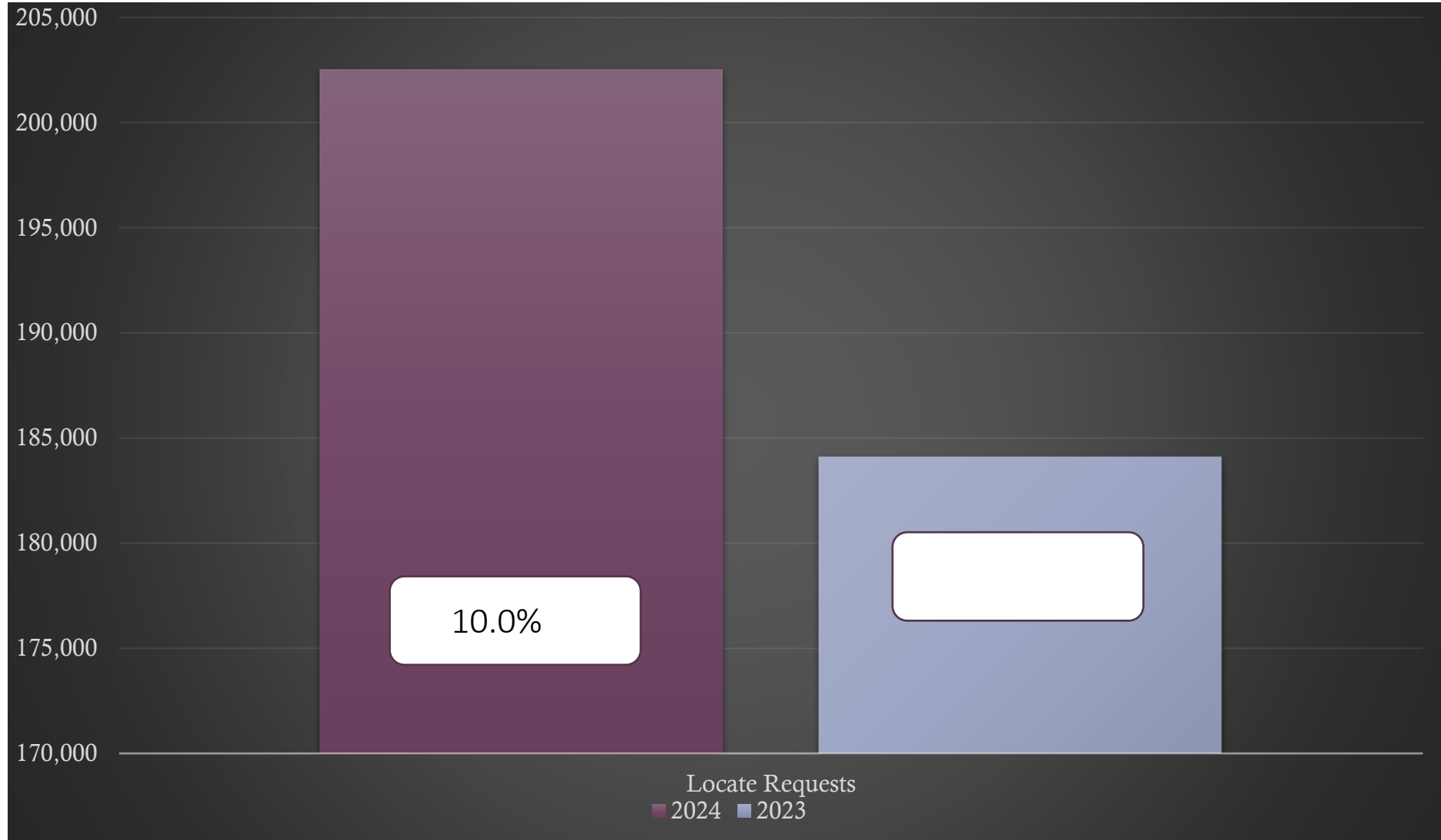
Transmissions MTD 2024- 1,094,058 / 2023 - 998,892= (9.5%)  
Transmissions YTD 2024- 15,163,299 / 2023 - 14,273,647= +6.2%



# Locate Requests for NC - Dec 24 vs 23

Dec. 2024 - 202,513 / 2023 - 184,086=(10.0%)  
YTD 2024 - 2,803,579/ 2023 - 2,677,733= +4.7%


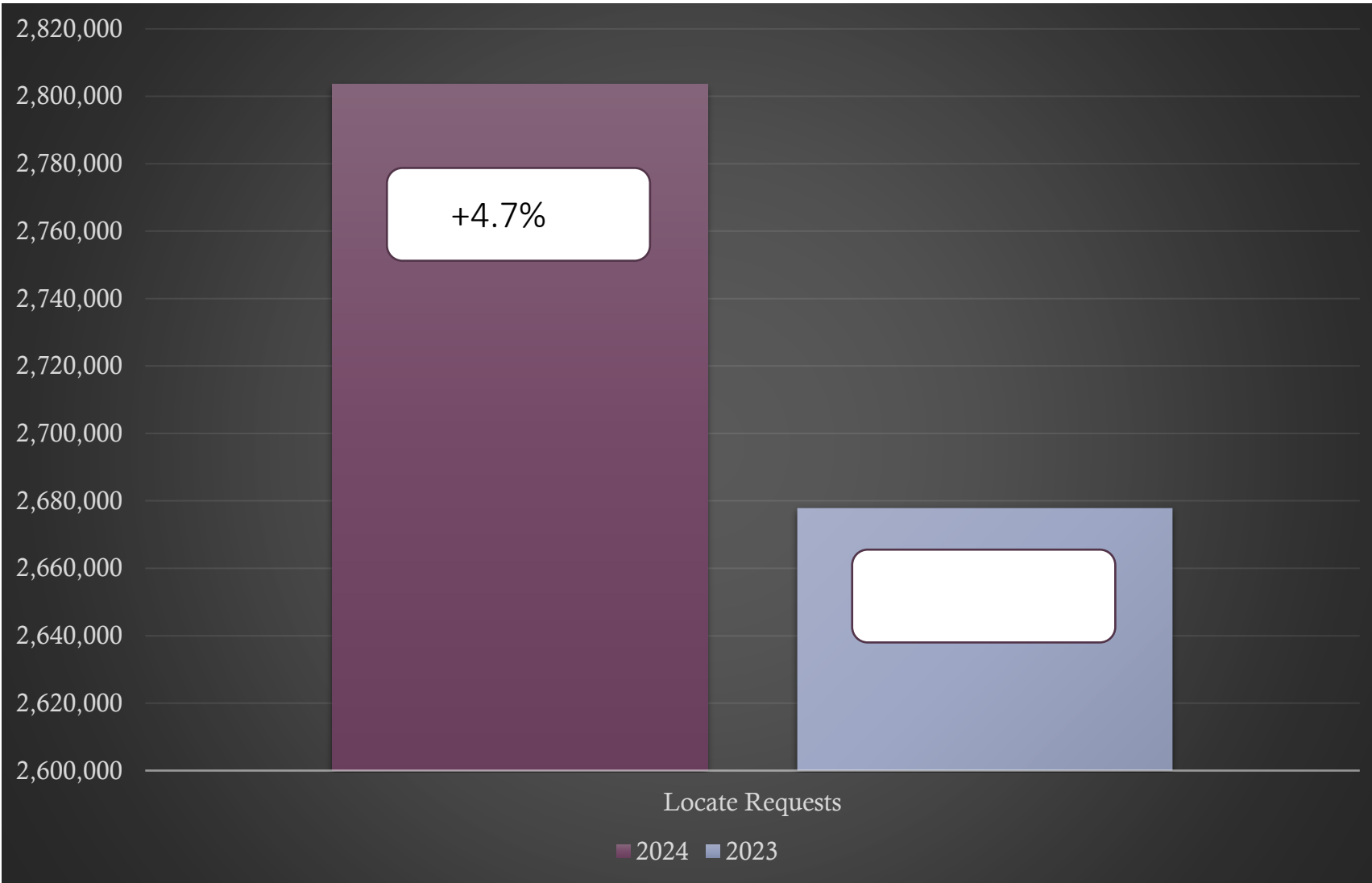
Updates for Dec 2024 - (68,367) = 33.8% of volume / Nov 2024 = 30.3% (3.5% Increase from the month before) YTD-885,266 (31.6%)







# Locate Requests for NC - YTD



Dec. 2024 - 202,513 / 2023 - 184,086=(10.0%)  
YTD 2024 - 2,803,579/ 2023 - 2,677,733= +4.7%

Updates for Dec 2024 - (68,367) = 33.8% of volume / Nov 2024 = 30.3% (3.5% Increase from the month before) YTD-885,266 (31.6%)



# COUNTY TICKET VOLUME

2024 VS 2023

<b>Cherokee</b>	<b>3 HR</b>	<b>CNCL</b>	<b>NEW</b>	<b>RXMT</b>	<b>UPDT</b>	<b>TOTAL Tickets</b>
<b>2023</b>	<b>0</b>	<b>2</b>	<b>92</b>	<b>3</b>	<b>171</b>	<b>268</b>
<b>2024</b>	<b>0</b>	<b>3</b>	<b>96</b>	<b>2</b>	<b>86</b>	<b>187</b>
<b>+/- Var</b>	<b>0</b>	<b>50.0%</b>	<b>4.3%</b>	<b>-33.3%</b>	<b>-49.7%</b>	<b>-30.2%</b>
				<b>Locates per day</b>		<b>10</b>



# COUNTY TICKET VOLUME

## YTD VS PREVIOUS YEAR

<b>Cherokee</b>	<b>3 HR</b>	<b>CNCL</b>	<b>NEW</b>	<b>RXMT</b>	<b>UPDT</b>	<b>TOTAL Tickets</b>
<b>2023</b>	<b>48</b>	<b>26</b>	<b>1584</b>	<b>55</b>	<b>2696</b>	<b>4409</b>
<b>2024</b>	<b>99</b>	<b>47</b>	<b>1459</b>	<b>48</b>	<b>2103</b>	<b>3756</b>
<b>+/- Var</b>	<b>106.3%</b>	<b>80.8%</b>	<b>-7.9%</b>	<b>-12.7%</b>	<b>-22.0%</b>	<b>-14.8%</b>
			<b>Locates per day</b>			<b>15</b>



# COUNTY TICKET DISTRIBUTION - DECEMBER

<b>CHEROKEE</b>	<b>398</b>
<b>ANDREWS</b>	<b>55</b>
<b>BEAR PAW</b>	<b>24</b>
<b>MARBLE</b>	<b>7</b>
<b>MARTINS CREEK</b>	<b>13</b>
<b>MURPHY</b>	<b>288</b>
<b>RANGER</b>	<b>9</b>



## Top 10 Callers for - December

<b>Cherokee</b>	<b>Name</b>	<b>Totals</b>
1	WRIGHT BROTHERS CONSTRUCTION COMPANY INC	96
2	CND ACQUISITION	33
3	SUMTER UTILIES INC	33
4	BLUE RIDGE MOUNTAIN EMC	32
5	NIX DIRECTIONAL DRILLING	22
6	SUMTER UTILITIES INC	21
7	SAGE BROWN WORKS	17
8	BALLEWS UTILITY CONSTRUCTION LLC	17
9	CHEROKEE WELL	14
10	COLTS DIRECTIONAL DRILLING	8



# COUNTY TICKET VOLUME

2024 VS 2023

<b>Clay</b>	<b>3 HR</b>	<b>CNCL</b>	<b>NEW</b>	<b>RXMT</b>	<b>UPDT</b>	<b>TOTAL Tickets</b>
<b>2023</b>	<b>1</b>	<b>1</b>	<b>148</b>	<b>6</b>	<b>144</b>	<b>300</b>
<b>2024</b>	<b>4</b>	<b>3</b>	<b>217</b>	<b>5</b>	<b>122</b>	<b>351</b>
<b>+/- Var</b>	<b>300.0%</b>	<b>200.0%</b>	<b>46.6%</b>	<b>-16.7%</b>	<b>-15.3%</b>	<b>17.0%</b>
				<b>Locates per day</b>		<b>18</b>



# COUNTY TICKET VOLUME YTD VS PREVIOUS YEAR

<b>Clay</b>	<b>3 HR</b>	<b>CNCL</b>	<b>NEW</b>	<b>RXMT</b>	<b>UPDT</b>	<b>TOTAL Tickets</b>
<b>2023</b>	<b>44</b>	<b>14</b>	<b>1662</b>	<b>76</b>	<b>1321</b>	<b>3117</b>
<b>2024</b>	<b>199</b>	<b>13</b>	<b>2824</b>	<b>147</b>	<b>1331</b>	<b>4514</b>
<b>+/- Var</b>	<b>352.3%</b>	<b>-7.1%</b>	<b>69.9%</b>	<b>93.4%</b>	<b>0.8%</b>	<b>44.8%</b>
			<b>Locates per day</b>			<b>18</b>



# COUNTY TICKET DISTRIBUTION - DECEMBER

<b>CLAY</b>	<b>351</b>
BRASSTOWN	15
<b>HAYESVILLE</b>	<b>334</b>

---





## Top 10 Callers for - December

Clay	Name	Totals
1	WRIGHT BROTHERS CONSTRUCTION	108
2	TRAFFIC CONTROL SAFETY SERVICES, INC	94
3	BLUE RIDGE MOUNTAIN EMC	30
4	GATEWAY UNDERGROUND	19
5	BALLEWS UTILITY CONSTRUCTION LLC	17
6	CHEROKEE FIBER	13
7	ERIC NEWTON TRENCHING	6
8	WINDSTREAM	6
9	M J UNDERGROUND	5
10	MILLER WELL DRILLING	5



# COUNTY TICKET VOLUME

2024 VS 2023

<b>Graham</b>	<b>3 HR</b>	<b>CNCL</b>	<b>NEW</b>	<b>RXMT</b>	<b>UPDT</b>	<b>TOTAL Tickets</b>
<b>2023</b>	<b>1</b>	<b>1</b>	<b>148</b>	<b>6</b>	<b>144</b>	<b>300</b>
<b>2024</b>	<b>4</b>	<b>3</b>	<b>217</b>	<b>5</b>	<b>122</b>	<b>351</b>
<b>+/- Var</b>	<b>300.0%</b>	<b>200.0%</b>	<b>46.6%</b>	<b>-16.7%</b>	<b>-15.3%</b>	<b>17.0%</b>
				<b>Locates per day</b>		<b>18</b>



# COUNTY TICKET VOLUME YTD VS PREVIOUS YEAR

<b>Graham</b>	<b>3 HR</b>	<b>CNCL</b>	<b>NEW</b>	<b>RXMT</b>	<b>UPDT</b>	<b>TOTAL Tickets</b>
<b>2023</b>	<b>44</b>	<b>14</b>	<b>1662</b>	<b>76</b>	<b>1321</b>	<b>3117</b>
<b>2024</b>	<b>199</b>	<b>13</b>	<b>2824</b>	<b>147</b>	<b>1331</b>	<b>4514</b>
<b>+/- Var</b>	<b>352.3%</b>	<b>-7.1%</b>	<b>69.9%</b>	<b>93.4%</b>	<b>0.8%</b>	<b>44.8%</b>
			<b>Locates per day</b>			<b>18</b>



# COUNTY TICKET DISTRIBUTION - DECEMBER

<b>GRAHAM</b>	<b>148</b>
CHEOAH	4
<b>ROBBINSVILLE</b>	<b>140</b>

---



## Top 10 Callers for - December

<b>Graham</b>	<b>Name</b>	<b>Totals</b>
<b>1</b>	<b>CHARLES BLALOCK AND SONS</b>	<b>56</b>
<b>2</b>	<b>WATSON CONTRACTING</b>	<b>40</b>
<b>3</b>	<b>HAYNES ELECTRIC UTILITY CORPORATION</b>	<b>22</b>
<b>4</b>	<b>DOUBLE J DIRECTIONAL DRILLING, LLC</b>	<b>4</b>
<b>5</b>	<b>DUKE ENERGY</b>	<b>3</b>
<b>6</b>	<b>REYNOLDS FENCE &amp; GUARDRAIL INC</b>	<b>3</b>
<b>7</b>	<b>SUMTER UTILTIES INC</b>	<b>3</b>
<b>8</b>	<b>MOUNTAIN UNDERGROUND</b>	<b>2</b>
<b>9</b>	<b>GRAHAM COUNTY SCHOOLS</b>	<b>2</b>
<b>10</b>	<b>GSI</b>	<b>2</b>

# DAMAGES

**DIRT** Damage Information  
Reporting Tool





# December Damages

ALAMANCE	7
ALEXANDER	0
ALLEGHANY	0
ANSON	1
ASHE	1
AVERY	1
BEAUFORT	0
BERTIE	1
BLADEN	0
BRUNSWICK	10
BUNCOMBE	8
BURKE	1
CABARRUS	16
CALDWELL	3
CAMDEN	0
CARTERET	9
CASWELL	0
CATAWBA	13
CHATHAM	14
<b>CHEROKEE</b>	<b>1</b>
CHOWAN	0
<b>CLAY</b>	<b>0</b>
CLEVELAND	7
COLUMBUS	4


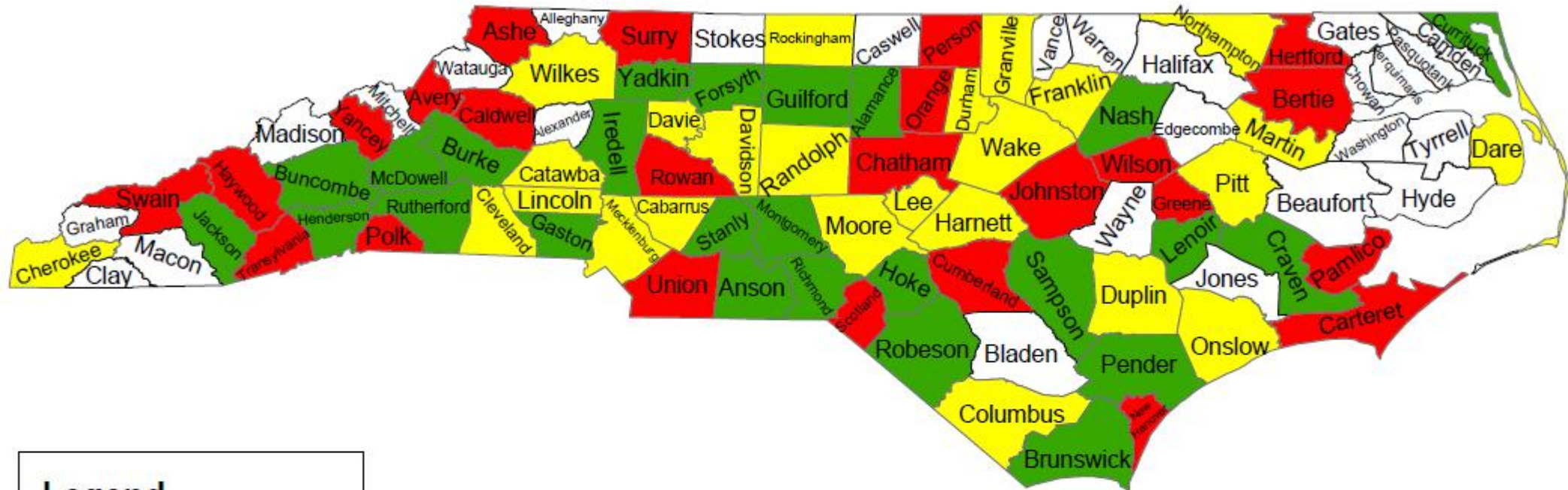
CRAVEN	3
CUMBERLAND	34
CURRITUCK	1
DARE	11
DAVIDSON	8
DAVIE	4
DUPLIN	4
DURHAM	48
EDGECOMBE	0
FORSYTH	19
FRANKLIN	6
GASTON	16
GATES	0
<b>GRAHAM</b>	<b>0</b>
GRANVILLE	2
GREENE	2
GUILFORD	22
HALIFAX	0
HARNETT	11
HAYWOOD	3
HENDERSON	3
HERTFORD	2
HOKE	3
HYDE	0
IREDELL	14

JACKSON	1
JOHNSTON	31
JONES	0
LEE	6
LENOIR	3
LINCOLN	7
MACON	0
MADISON	0
MARTIN	1
MCDOWELL	1
MECKLENBURG	121
MITCHELL	0
MONTGOMERY	2
MOORE	18
NASH	3
NEW HANOVER	28
NORTHAMPTON	1
ONSLOW	13
ORANGE	36
PAMLICO	1
PASQUOTANK	0
PENDER	5
PERQUIMANS	0
PERSON	3
PITT	12

POLK	2
RANDOLPH	7
RICHMOND	2
ROBESON	7
ROCKINGHAM	5
ROWAN	15
RUTHERFORD	2
SAMPSON	3
SCOTLAND	2
STANLY	1
STOKES	0
SURRY	6
SWAIN	1
TRANSYLVANIA	7
TYRRELL	0
UNION	50
VANCE	0
WAKE	120
WARREN	0
WASHINGTON	0
WATAUGA	0
WAYNE	0
WILKES	2
WILSON	3
YADKIN	1
YANCEY	1

**Grand Total 843**

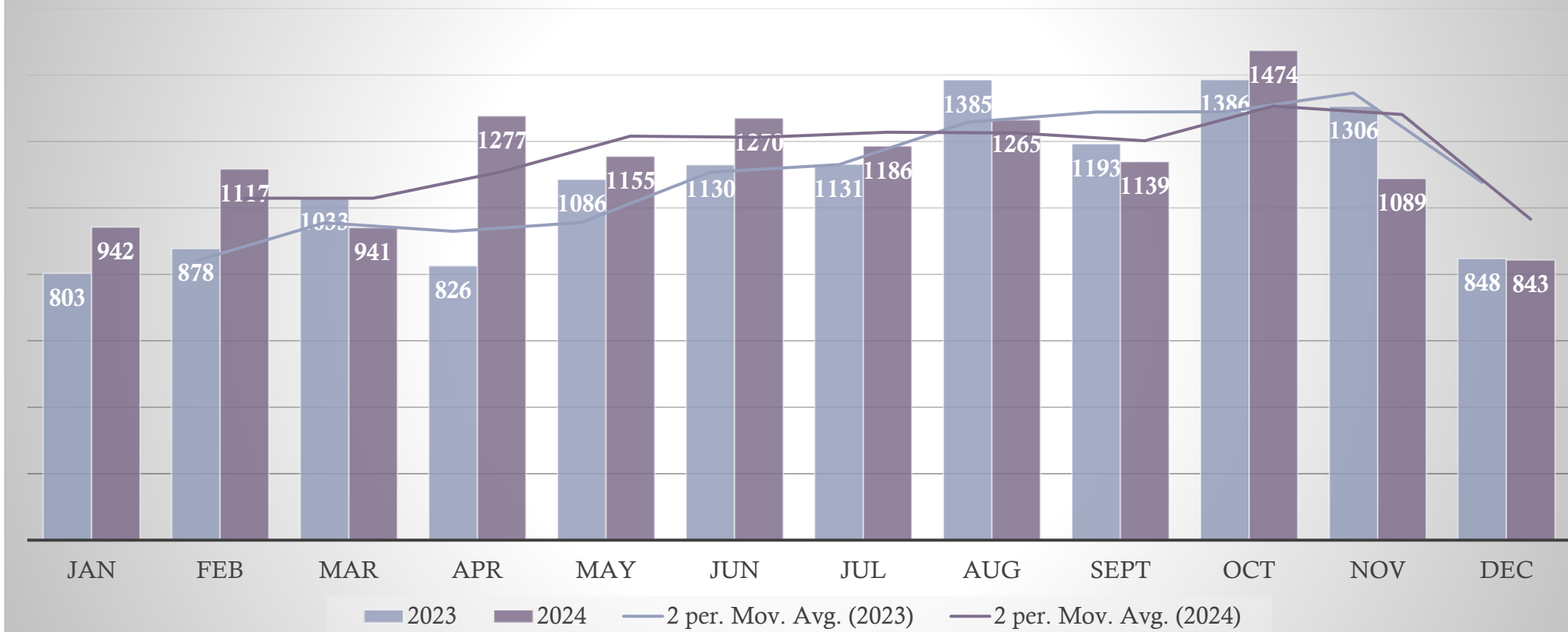
# Damages Per 1,000 Transmissions







## Damages in North Carolina 2024 vs 2023





## EDUCATION TEAM



**Parrish Reddick**  
Piedmont Liaison



**Steven Moore**  
Media Relations  
Specialist



**Ann Rushing**  
Education  
Manager



**Tami Groves**  
Southeast  
Liaison



**Howard  
Corey**  
Eastern Liaison



**Rory Phipps**  
Western Liaison



# THANK YOU!

A copy of this presentation  
is available at  
[www.ncucc.org](http://www.ncucc.org)



