

# Dig Safe, Contact



## EVERY DIG. EVERY TIME.



*2025 NC811 Billboard*



## NC811 MONTHLY UPDATE FEBRUARY 2025

## HENDERSON-POLK- TRANSYLVANIA UCC

# 2025 BANNER

*120 banners will be available for free. First come, first serve.*

**Dig Safe, Contact**  
**EVERY DIG.**  
**EVERY TIME.**

**811**®

**nc811.org**

Scan this QR code once you have displayed your banner

---

# 2025 TAILGATE WRAPS

*26 wraps will be available for free.*

**Apply today!**



[nc811.org/nc811-tailgate-wraps](https://nc811.org/nc811-tailgate-wraps)



NC 811.ORG



[nc811.org/dare-to-dig](https://nc811.org/dare-to-dig)

# \$300 DARE TO DIG CONTEST

[April is National Safe Digging Month](#) and it's almost time to get digging!! Entering the contest only takes a few minutes and you could win \$300 just by digging a few virtual holes.

**Contest runs from now until April 30<sup>th</sup>**

# Transform your tanks with the 811 Logo!

Is it time for your above-ground or elevated storage tanks to be repainted? With our 811 Water Tank Grant Program, you can receive up to \$10,000 to have the 811 logo beautifully painted on your tanks!



SAFETY IS IN YOUR HANDS.  
EVERY DIG. EVERY TIME.

[nc811.org/water-tank-grant](https://nc811.org/water-tank-grant)



# 811 Water Tank Grant Program!

# Join us at 2025 Joint NC/SC UCC Conference

Where: **Wrightsville Beach, NC**

When: **May 14-16, 2025**



[neucc.org/joint-nc-sc-uccc](https://neucc.org/joint-nc-sc-uccc)



Feb 28th - March 2nd, 2025  
NC State Fairgrounds, Raleigh



[dixiedeerclassic.org](http://dixiedeerclassic.org)

# UPCOMING MEETINGS



- **NC State UCC**  
March 11, 2025 at 10am  
Enbridge, 4211 Global St., Raleigh NC  
TEAMS MEETING: Visit the [ncucc.org](https://ncucc.org) calendar page for a link to the meeting.
- **NCLRPC**  
March 19, 2025 at 11am  
NC811, 5009 High Point Road, Greensboro  
TEAMS MEETING: Visit the [ncucc.org](https://ncucc.org) calendar page for a link to the meeting.
- **NC811 Board**  
April 25, 2025 at 8:30am  
Chetola Resort  
185 Chetola Lake Dr., Blowing Rock, NC





# CALENDAR

NC811 & NCUCC  
event calendars can  
be found on  
[nc811.org](http://nc811.org) or the  
nc811 app





## DATA INSIGHTS

---

Locate Requests

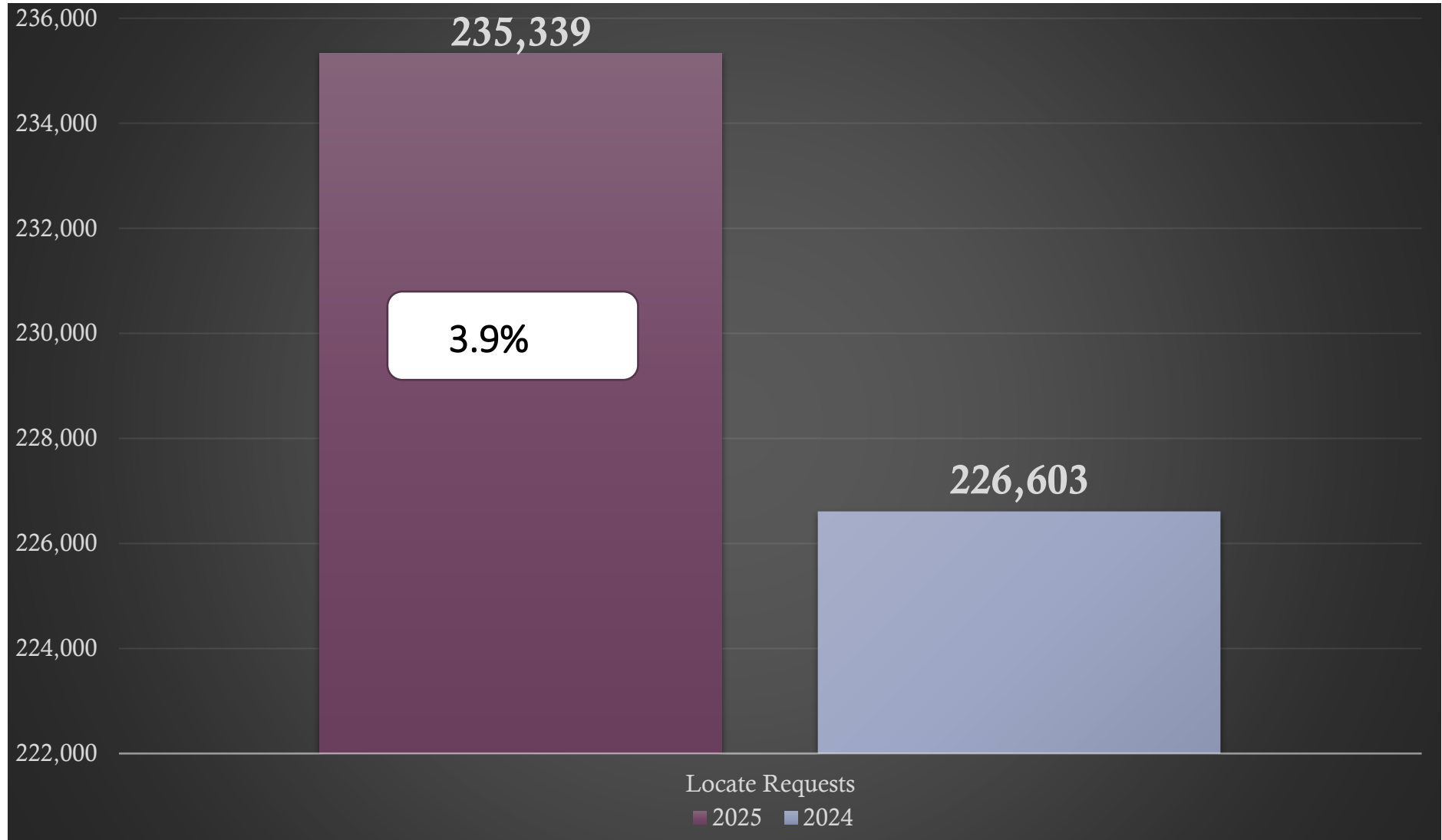
Transmissions

County ticket volume  
and distribution





# Locate Requests for NC – Jan. 25 vs 24


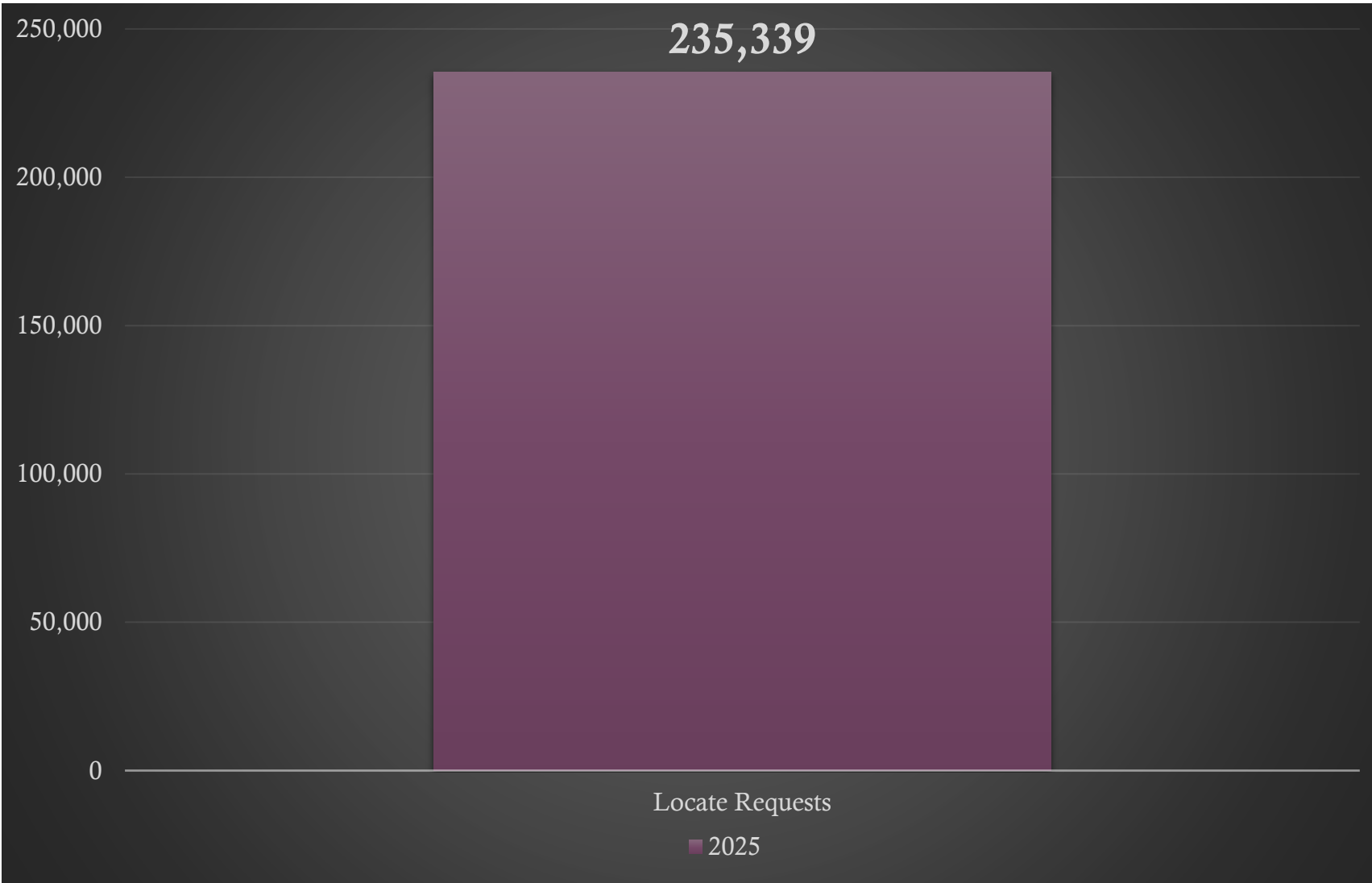


Jan. 2025 - 235,339 / 2024 - 226,603=(3.9%)  
YTD 2025 - 235,339/ 2024 - 226,603 = +3.9%

Updates for Jan 2025 - (75,322) = 32.0% of volume / Dec 2024 = 33.8% (1.8% Decrease from the month before)



# Locate Requests for NC - YTD



Jan. 2025 - 235,339 / 2024 - 226,603=(3.9%)  
YTD 2025 - 235,339/ 2024 - 226,603 = +3.9%

Updates for Jan 2025 - (75,322) = 32.0% of volume / Dec 2024 = 33.8% (1.8% Decrease from the month before)

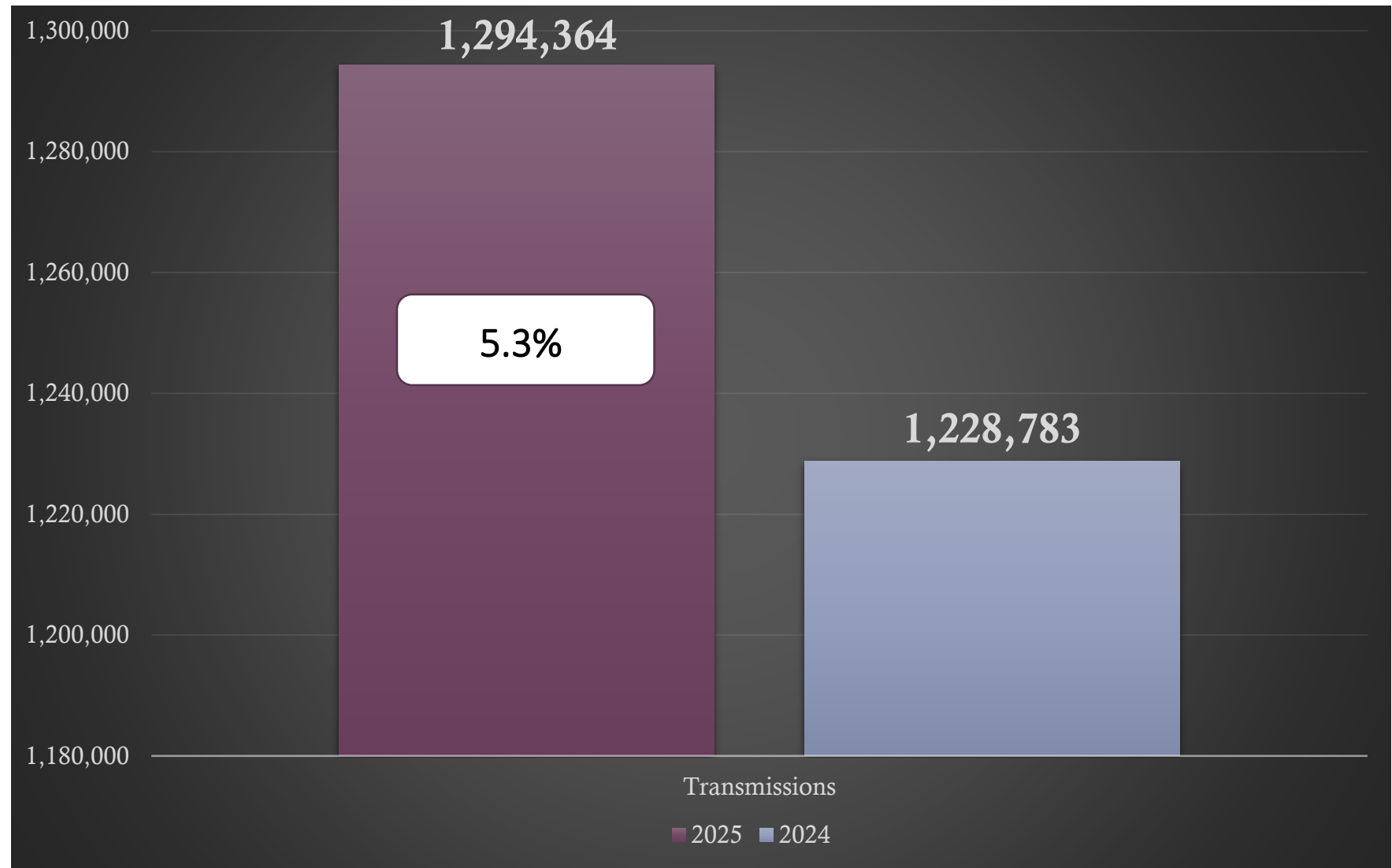


# Transmissions for NC – Jan. 25 vs 24



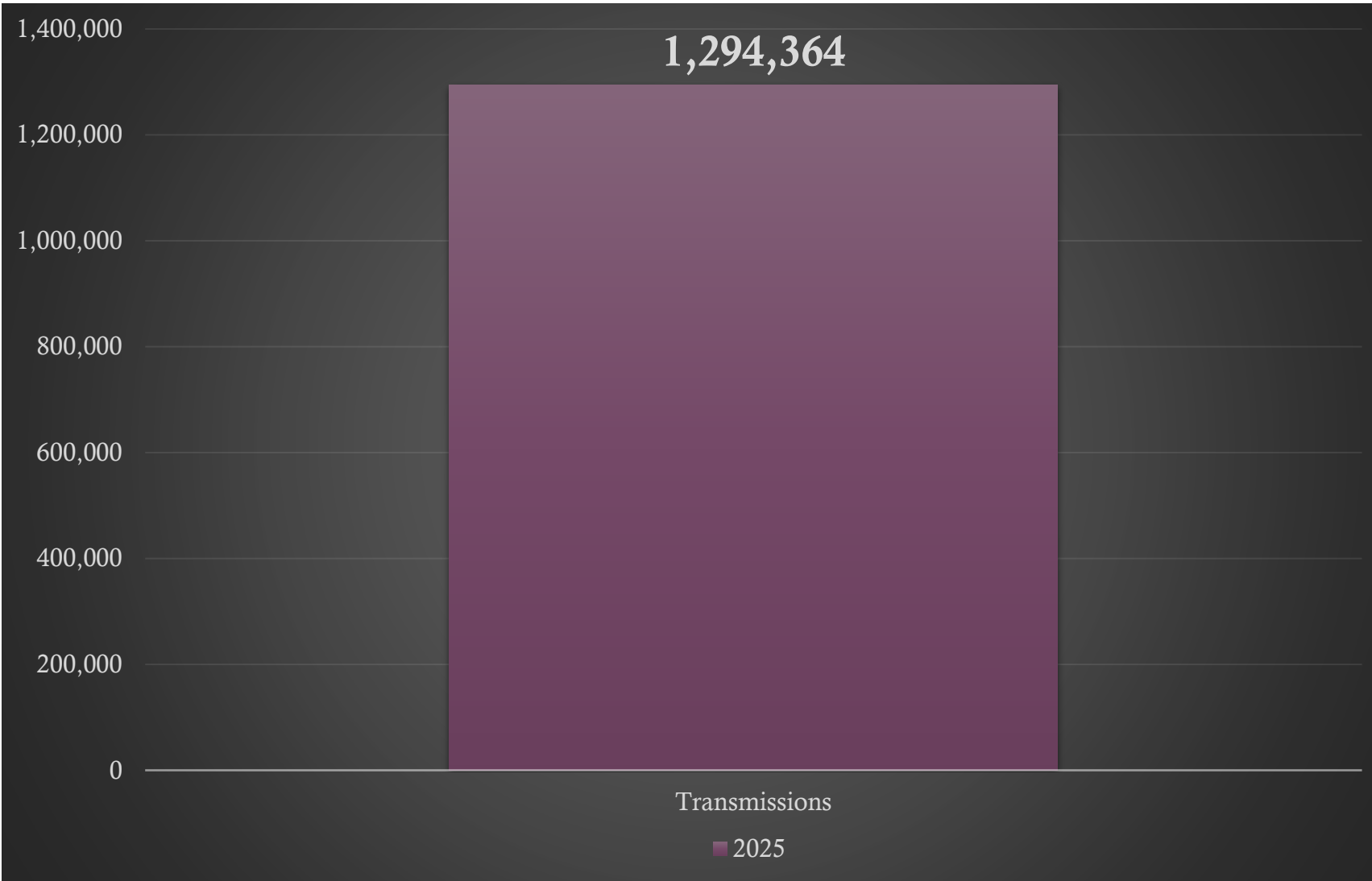
Transmissions MTD 2025- 1,294,364 /  
2024 - 1,228,783= (5.3%)

Transmissions YTD 2025- 1,294,364 /  
2024 - 1,228,783= (5.3%)





# Transmissions for NC - YTD 2025



Transmissions MTD 2025- 1,294,364 /  
2024 - 1,228,783= (5.3%)

Transmissions YTD 2025- 1,294,364 /  
2024 - 1,228,783= (5.3%)



# COUNTY TICKET VOLUME

## JANUARY 2025 VS 2024

<b>Henderson</b>	<b>3 HR</b>	<b>CNCL</b>	<b>NEW</b>	<b>RXMT</b>	<b>UPDT</b>	<b>TOTAL Tickets</b>
<b>2024</b>	<b>119</b>	<b>17</b>	<b>1474</b>	<b>43</b>	<b>813</b>	<b>2466</b>
<b>2025</b>	<b>199</b>	<b>14</b>	<b>1657</b>	<b>75</b>	<b>826</b>	<b>2771</b>
<b>+/- Var</b>	<b>67.2%</b>	<b>-17.6%</b>	<b>12.4%</b>	<b>74.4%</b>	<b>1.6%</b>	<b>12.4%</b>
			<b>Locates per day</b>			<b>139</b>



# COUNTY TICKET DISTRIBUTION - JANUARY

<b>HENDERSON</b>	<b>2771</b>
BALFOUR	3
BAT CAVE	3
DANA	3
EAST FLAT ROCK	22
EDNEYVILLE	10
ETOWAH	63
FLAT ROCK	240
<b>FLETCHER</b>	<b>414</b>
GERTON	104

<b>HENDERSONVILLE</b>	<b>1364</b>
HOOPERS CREEK	3
HORSE SHOE	105
LAUREL PARK	43
<b>MILLS RIVER</b>	<b>280</b>
MOUNTAIN HOME	12
NAPLES	24
SALUDA	30
VALLEY HILL	4
ZIRCONIA	38





## Top 10 Callers for January

<b>Henderson</b>	<b>Company</b>	<b>Total</b>
<b>1</b>	<b>SUMTER UTILITIES</b>	<b>391</b>
<b>2</b>	<b>GLOBAL FIBER</b>	<b>275</b>
<b>3</b>	<b>AT&amp;T UTILITY OPERATIONS</b>	<b>167</b>
<b>4</b>	<b>TENNOCA CONSTRUCTION COMPANY</b>	<b>101</b>
<b>5</b>	<b>SOUTHEAST CONNECTIONS LLC</b>	<b>86</b>
<b>6</b>	<b>ITG</b>	<b>82</b>
<b>7</b>	<b>TERRACON CONSULTANTS, INC</b>	<b>78</b>
<b>8</b>	<b>BIRD ELECTRIC INC</b>	<b>75</b>
<b>10</b>	<b>ANSCO &amp; ASSOCIATES LLC</b>	<b>61</b>
<b>11</b>	<b>DUKE ENERGY</b>	<b>60</b>



# COUNTY TICKET VOLUME

## JANUARY 2025 VS 2024

<b>Polk</b>	<b>3 HR</b>	<b>CNCL</b>	<b>NEW</b>	<b>RXMT</b>	<b>UPDT</b>	<b>TOTAL Tickets</b>
<b>2024</b>	<b>21</b>	<b>1</b>	<b>307</b>	<b>15</b>	<b>82</b>	<b>426</b>
<b>2025</b>	<b>10</b>	<b>3</b>	<b>258</b>	<b>18</b>	<b>86</b>	<b>375</b>
<b>+/- Var</b>	<b>-52.4%</b>	<b>200.0%</b>	<b>-16.0%</b>	<b>20.0%</b>	<b>4.9%</b>	<b>-12.0%</b>
			<b>Locates per day</b>			<b>19</b>



# COUNTY TICKET DISTRIBUTION - JANUARY

<b>POLK</b>	<b>375</b>
<b>COLUMBUS</b>	<b>145</b>
<b>GREEN CREEK</b>	<b>7</b>
<b>MILL SPRING</b>	<b>41</b>
<b>PEA RIDGE</b>	<b>6</b>
<b>SALUDA</b>	<b>75</b>
<b>SUNNY VIEW</b>	<b>3</b>
<b>TRYON</b>	<b>94</b>



## Top 10 Callers for January

<b>POLK</b>	<b>Company</b>	<b>Total</b>
<b>1</b>	<b>SUMTER UTILITIES</b>	<b>47</b>
<b>2</b>	<b>CHARTER COMMUNICATIONS</b>	<b>38</b>
<b>3</b>	<b>BIGHAM CABLE CONSTRUCTION</b>	<b>33</b>
<b>4</b>	<b>WINDSTREAM COMMUNICATIONS</b>	<b>26</b>
<b>5</b>	<b>RUTHERFORD ELECTRIC MEMBERSHIP CORP</b>	<b>25</b>
<b>6</b>	<b>ITG</b>	<b>22</b>
<b>7</b>	<b>WILLIAMS ELECTRIC COMPANY</b>	<b>6</b>
<b>8</b>	<b>INMAN CAMPOBELLO WATER DISTRICT</b>	<b>6</b>
<b>9</b>	<b>DUKE ENERGY</b>	<b>6</b>
<b>10</b>	<b>FOREMOST PIPELINE CONSTRUCTION COMPANY</b>	<b>6</b>



# COUNTY TICKET VOLUME

## JANUARY 2025 VS 2024

<b>Transylvania</b>	<b>3 HR</b>	<b>CNCL</b>	<b>NEW</b>	<b>RXMT</b>	<b>UPDT</b>	<b>TOTAL Tickets</b>
<b>2024</b>	<b>19</b>	<b>13</b>	<b>355</b>	<b>23</b>	<b>76</b>	<b>486</b>
<b>2025</b>	<b>20</b>	<b>3</b>	<b>305</b>	<b>13</b>	<b>200</b>	<b>541</b>
<b>+/- Var</b>	<b>5.3%</b>	<b>-76.9%</b>	<b>-14.1%</b>	<b>-43.5%</b>	<b>163.2%</b>	<b>11.3%</b>
				<b>Locates per day</b>		<b>27</b>



# COUNTY TICKET DISTRIBUTION - JANUARY

<b>TRANSYLVANIA</b>	<b>541</b>
<b>BREVARD</b>	<b>383</b>
CEDAR MOUNTAIN	14
EAST FORK	3
LAKE TOXAWAY	22
PENROSE	8
PISGAH FOREST	61
ROSMAN	23
SAPPHIRE	5
TOXAWAY FALLS	16



## Top 10 Callers for January

<b>Transylvania</b>	<b>Company</b>	<b>Total</b>
<b>1</b>	<b>SUMTER UTILITIES</b>	<b>124</b>
<b>2</b>	<b>MOUNTAIN CREEK CONTRACTORS</b>	<b>48</b>
<b>3</b>	<b>MB HAYNES CORPORATION</b>	<b>33</b>
<b>4</b>	<b>TENNOCA CONSTRUCTION COMPANY</b>	<b>26</b>
<b>5</b>	<b>CW UNDERGROUND SERVICES</b>	<b>22</b>
<b>6</b>	<b>DUKE ENERGY</b>	<b>19</b>
<b>7</b>	<b>TERRACON CONSULTANTS, INC</b>	<b>17</b>
<b>8</b>	<b>FIREBITT</b>	<b>17</b>
<b>9</b>	<b>SOUTHEAST CONNECTIONS LLC</b>	<b>8</b>
<b>10</b>	<b>COMPORIUM</b>	<b>8</b>

# DAMAGES

**DIRT** Damage Information  
Reporting Tool








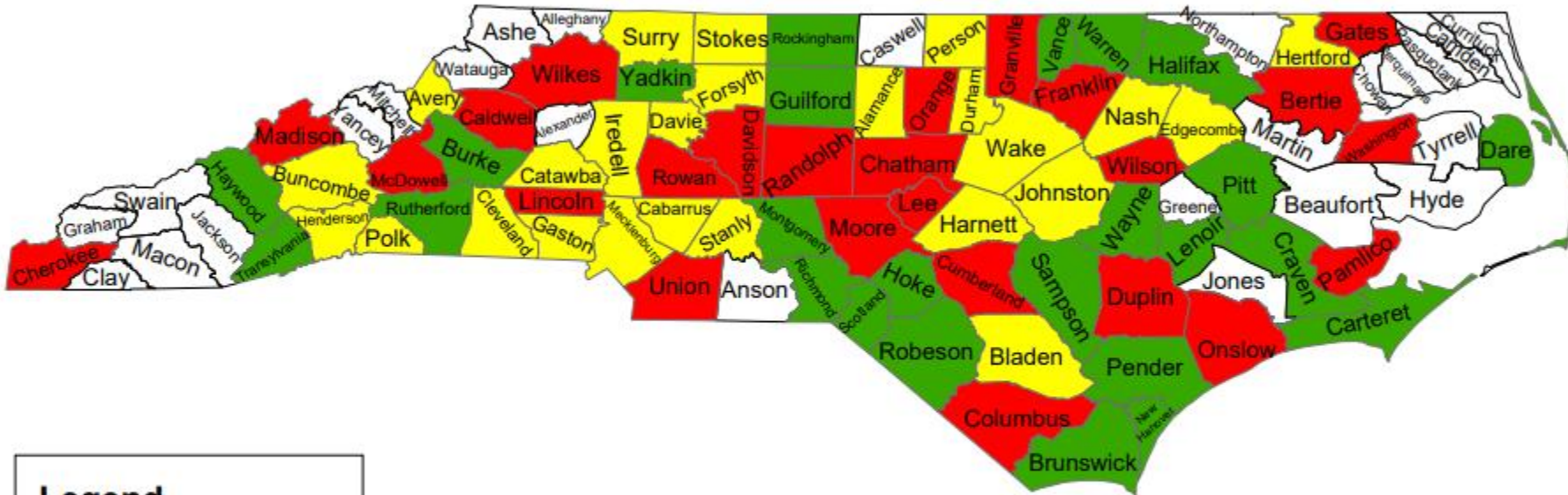
# January Damages

NC-Alamance	15	NC-Edgecombe	3	NC-Onslow	14	NC-Wilkes	5
NC-Avery	1	NC-Forsyth	28	NC-Orange	35	NC-Wilson	4
NC-Bertie	1	NC-Franklin	10	NC-Pamlico	1	NC-Yadkin	2
NC-Bladen	2	NC-Gaston	15	NC-Pender	4		
NC-Brunswick	6	NC-Gates	2	NC-Person	1		
NC-Buncombe	21	NC-Granville	5	NC-Pitt	6		
NC-Burke	2	NC-Guilford	24	<b>NC-Polk</b>	<b>1</b>		
NC-Cabarrus	15	NC-Halifax	1	NC-Randolph	11		
NC-Caldwell	4	NC-Harnett	19	NC-Richmond	1		
NC-Carteret	4	NC-Haywood	2	NC-Robeson	3		
NC-Catawba	13	<b>NC-Henderson</b>	<b>10</b>	NC-Rockingham	3		
NC-Chatham	19	NC-Hertford	1	NC-Rowan	14		
NC-Cherokee	4	NC-Hoke	1	NC-Rutherford	1		
NC-Cleveland	7	NC-Iredell	27	NC-Sampson	2		
NC-Columbus	5	NC-Johnston	31	NC-Scotland	1		
NC-Craven	10	NC-Lee	12	NC-Stanly	3		
NC-Cumberland	38	NC-Lenoir	4	NC-Stokes	2		
NC-Dare	10	NC-Lincoln	10	NC-Surry	3		
NC-Davidson	14	NC-Madison	1	<b>NC-Transylvania</b>	<b>1</b>		
NC-Davie	5	NC-McDowell	3	NC-Union	51		
NC-Duplin	8	NC-Mecklenburg	164	NC-Vance	1		
NC-Durham	55	NC-Montgomery	1	NC-Wake	166		
		NC-Moore	19	NC-Warren	1		
		NC-Nash	8	NC-Washington	1		
		NC-New Hanover	12	NC-Wayne	2		

**Grand Total 1012**

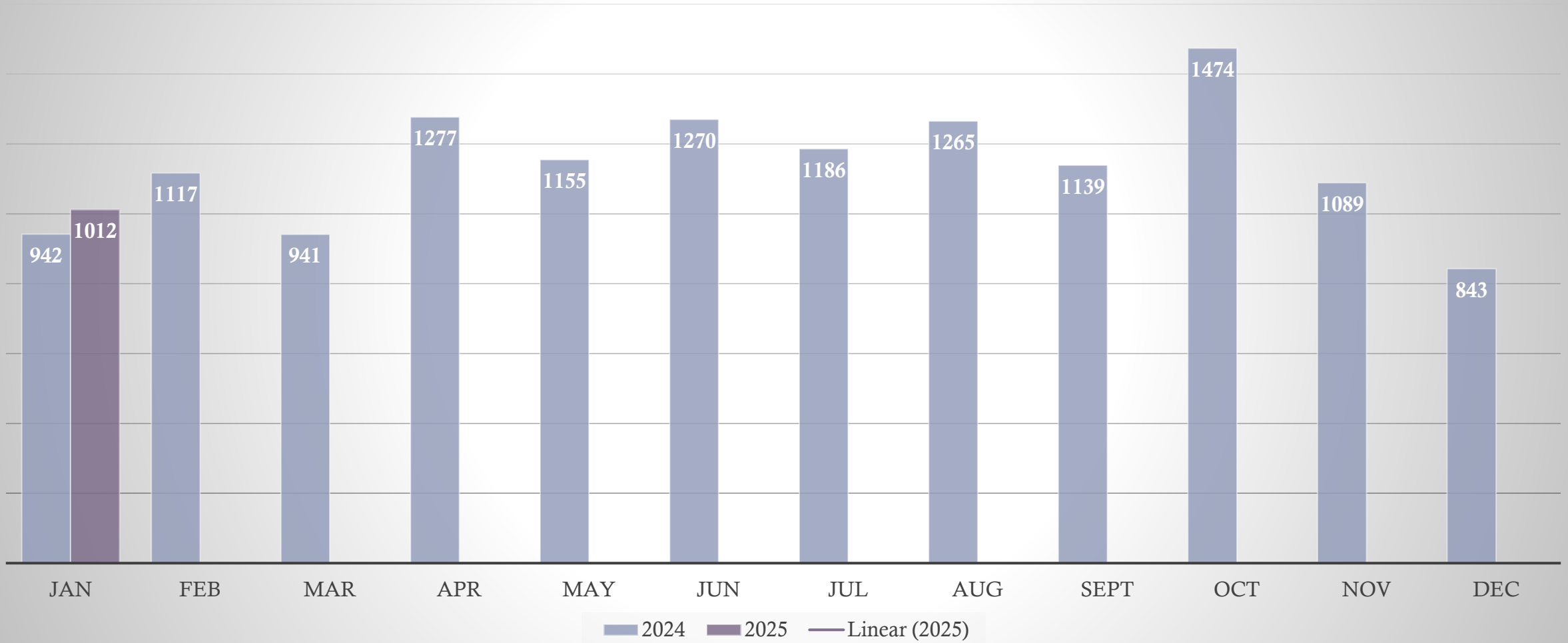
# Damages Per 1,000 Transmissions

January  
2025





## Damages in North Carolina 2025 vs 2024





## EDUCATION TEAM



**Parrish Reddick**  
Piedmont Liaison



**Steven Moore**  
Media Relations  
Specialist



**Ann Rushing**  
Education  
Manager



**Tami Groves**  
Southeast  
Liaison



**Howard  
Corey**  
Eastern Liaison



**Rory Phipps**  
Western Liaison



# THANK YOU!

A copy of this presentation  
is available at  
[www.ncucc.org](http://www.ncucc.org)



