



NC811 MONTHLY UPDATE
JANUARY 2025

HENDERSON POLK
TRANSYLVANIA UCC



ANNOUNCEMENTS

Annual notices are going out via email to update member information by January 31st, 2025. Please update any information including maps to stay current as possible.



Contact Lesley Brouillard in Member Services at Lesley@nc811.org if you have any questions.





UPCOMING MEETINGS

- **NC State UCC Meeting**
January 14, 2025 at 10am
NC811, 5009 High Point Road, Greensboro
TEAMS MEETING: Visit the ncucc.org calendar page for a link to the meeting.
 - **NCLRPC Meeting**
January 15, 2025 at 11am
NC811, 5009 High Point Road, Greensboro
TEAMS MEETING: Visit the ncucc.org calendar page for a link to the meeting.
 - **NC811 Board Meeting**
January 17, 2025 at 8:30am
Embassy Suites
204 Centreport Drive, Greensboro, NC 27409
-



CALENDAR

NC811 & NCUCC
event calendars can
be found on
nc811.org or the
nc811 app





DATA INSIGHTS

Locate Requests

Transmissions

County ticket volume
and distribution

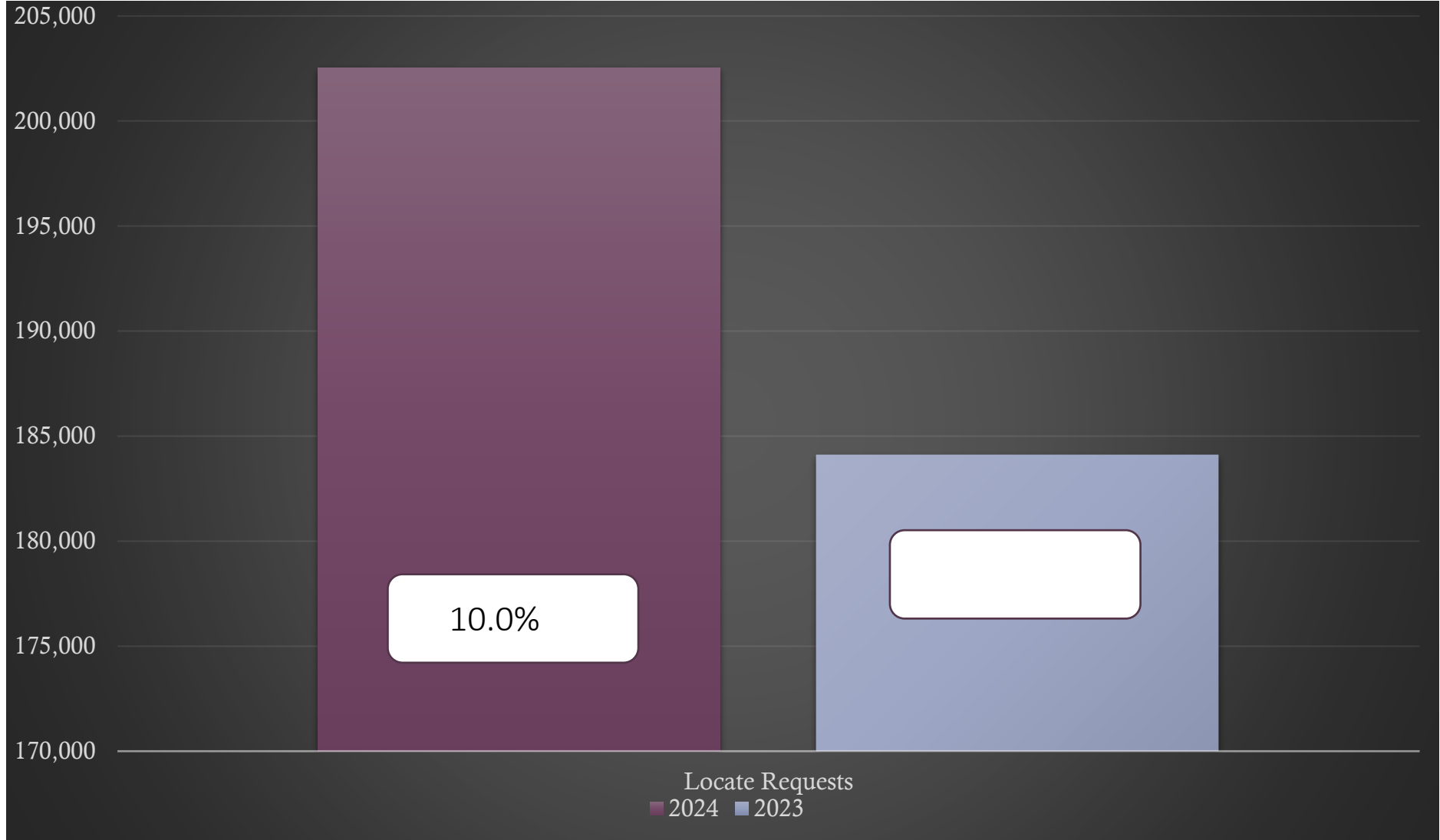




Locate Requests for NC - Dec 24 vs 23


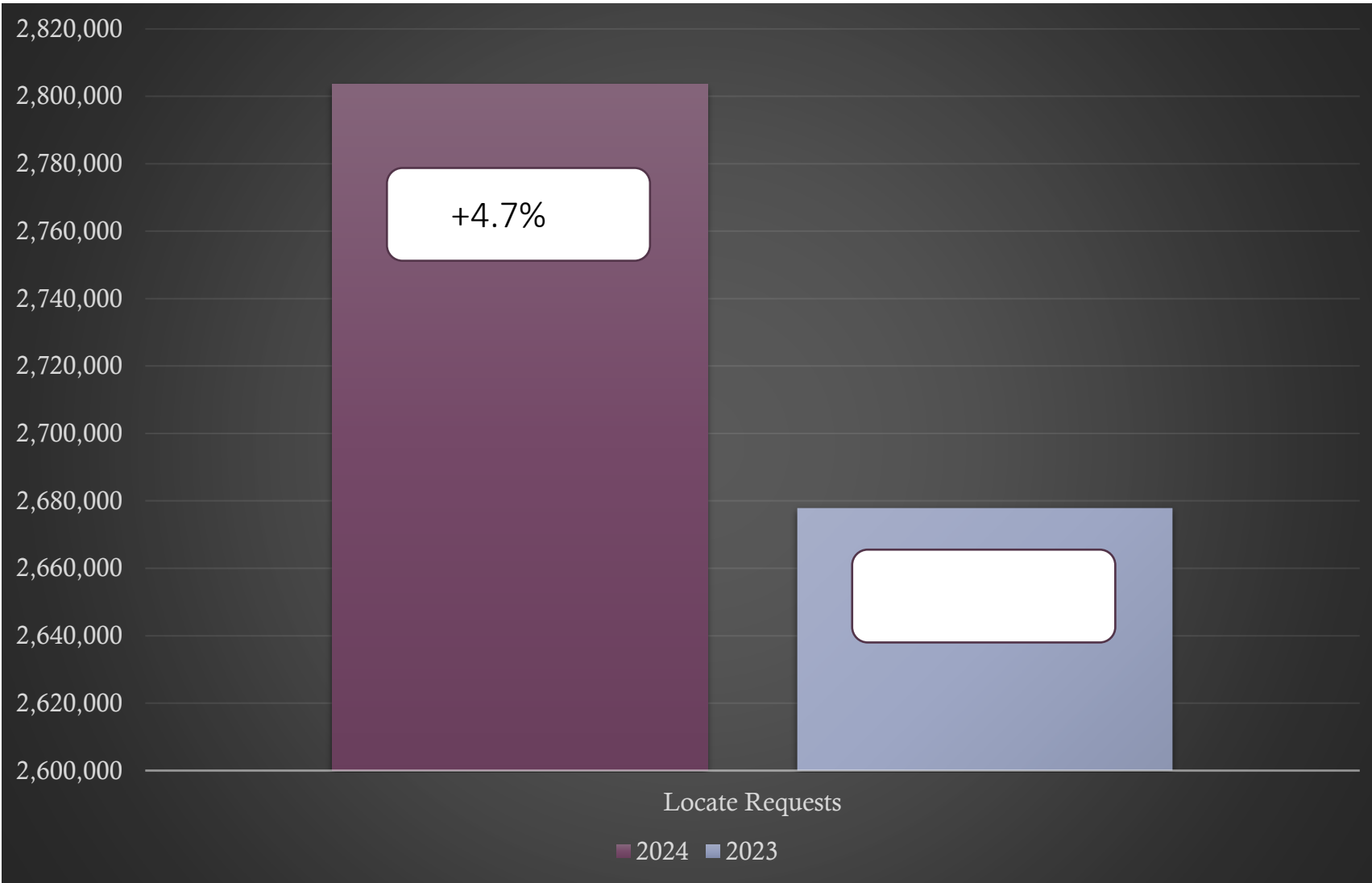
Dec. 2024 - 202,513 / 2023 - 184,086 = (10.0%)
YTD 2024 - 2,803,579 / 2023 - 2,677,733 = +4.7%

Updates for Dec 2024 - (68,367) = 33.8% of volume / Nov 2024 = 30.3% (3.5% Increase from the month before) YTD-885,266 (31.6%)





Locate Requests for NC - YTD



Dec. 2024 - 202,513 / 2023 - 184,086=(10.0%)
YTD 2024 - 2,803,579/ 2023 - 2,677,733= +4.7%

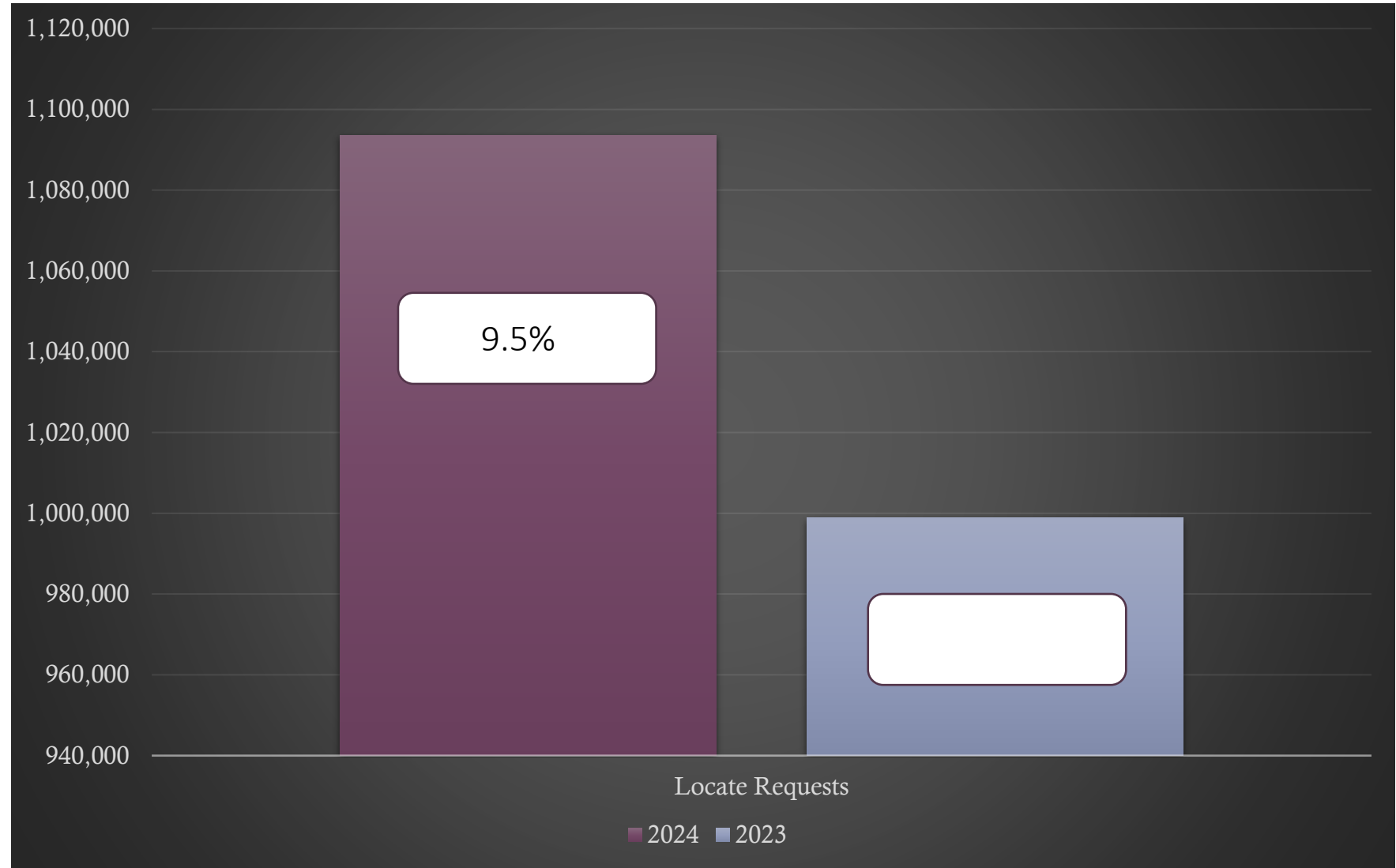
Updates for Dec 2024 - (68,367) = 33.8% of volume / Nov 2024 = 30.3% (3.5% Increase from the month before) YTD-885,266 (31.6%)



Transmissions for NC – Dec 24 vs 23


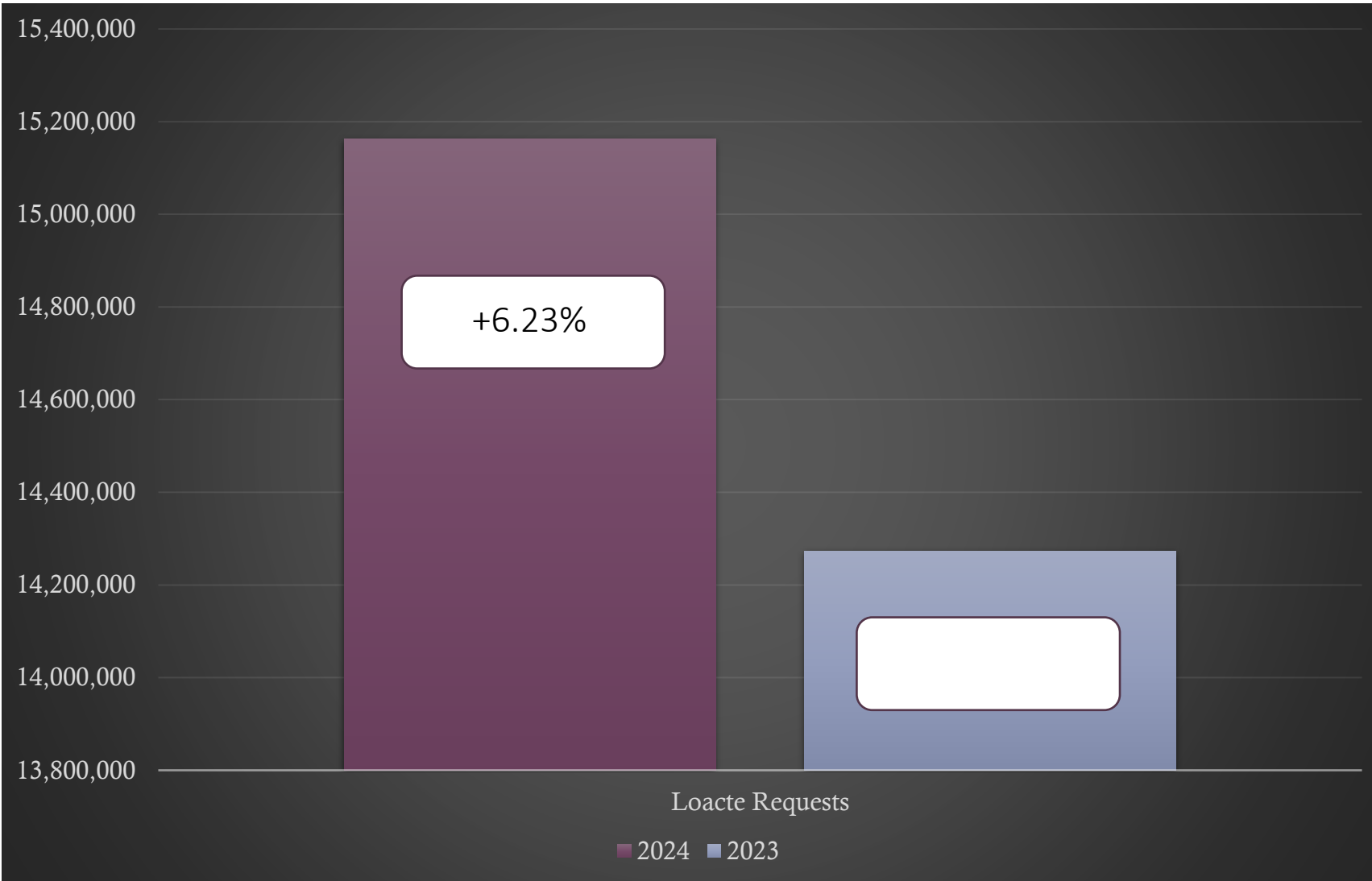


Transmissions MTD 2024- 1,093,570 / 2023 - 998,892= (9.5%)
Transmissions YTD 2024- 15,162,811 / 2023 - 14,273,647= +6.23%





Transmissions for NC - YTD 2024



Transmissions MTD 2024- 1,093,570 / 2023 - 998,892= (9.5%)
Transmissions YTD 2024- 15,162,811 / 2023 - 14,273,647= +6.23%



COUNTY TICKET VOLUME

2024 VS 2023

HENDERSON	3 HR	CNCL	NEW	RXMT	UPDT	TOTAL Tickets
2023	89	11	1171	43	627	1941
2024	157	15	1594	65	831	2662
+/- Var	76.4%	36.4%	36.1%	51.2%	32.5%	37.1%
				Locates per day		140



COUNTY TICKET VOLUME YTD VS PREVIOUS YEAR

HENDERSON	3 HR	CNCL	NEW	RXMT	UPDT	TOTAL Tickets
2023	1504	240	19171	655	8049	29619
2024	1957	227	19773	753	8742	31452
+/- Var	30.1%	-5.4%	3.1%	15.0%	8.6%	6.2%
Locates per day						124



COUNTY TICKET DISTRIBUTION - DECEMBER

HENDERSON	2662	MILLS RIVER	251
BAT CAVE	10	MOUNTAIN HOME	14
DANA	4	NAPLES	8
EAST FLAT ROCK	35	SALUDA	58
EDNEYVILLE	29	ZIRCONIA	40
ETOWAH	53		
FLAT ROCK	151		
FLETCHER	412		
FRUITLAND	3		
GERTON	17		
HENDERSONVILLE	1407		
HOOPERS CREEK	4		
HORSE SHOE	99		



Top 10 Callers for – December -HENDERSON

1	GLOBAL FIBER	499
2	SUMTER UTILITIES	223
3	AT&T UTILITY OPERATIONS	138
4	HAYNES ELECTRIC UTILITY CORPORATION	119
5	ITG	97
6	TENNOCA CONSTRUCTION COMPANY	97
7	ANSCO & ASSOCIATES LLC	91
8	SOUTHEAST CONNECTIONS LLC	59
9	FOREMOST PIPELINE CONSTRUCTION COMPANY	54
10	DUKE ENERGY	50



COUNTY TICKET VOLUME

2024 VS 2023

POLK	3 HR	CNCL	NEW	RXMT	UPDT	TOTAL Tickets
2023	16	2	313	22	38	391
2024	15	6	247	12	44	324
+/- Var	-6.3%	200.0%	-21.1%	-45.5%	15.8%	-17.1%
				Locates per day		17



COUNTY TICKET VOLUME

YTD VS PREVIOUS YEAR

POLK	3 HR	CNCL	NEW	RXMT	UPDT	TOTAL Tickets
2023	214	21	3092	151	689	4167
2024	269	30	2979	208	1058	4544
+/- Var	25.7%	42.9%	-3.7%	37.7%	53.6%	9.0%
Locates per day						18



COUNTY TICKET DISTRIBUTION - DECEMBER

POLK	324
COLUMBUS	133
GREEN CREEK	7
LYNN	1
MILL SPRING	64
PENIEL	2
SALUDA	35
SANDY SPRINGS	1
TRYON	81



Top 10 Callers for – December - POLK

1	CHARTER COMMUNICATIONS	42
2	BIGHAM CABLE CONSTRUCTION INC	23
3	WINDSTREAM COMMUNICATIONS	18
4	SUMTER UTILITIES INC	17
5	DUKE ENERGY	17
6	INFRATECH	12
7	RUTHERFORD ELECTRIC MEMBERSHIP CORP	11
8	ITG	10
9	GLOBAL COMMUNICATIONS	8
10	FATHER AND SON ENTERPRISES LLC	6



COUNTY TICKET VOLUME

2024 VS 2023

TRANSYLVANIA	3 HR	CNCL	NEW	RXMT	UPDT	TOTAL Tickets
2023	17	3	174	13	41	248
2024	24	4	318	9	158	513
+/- Var	41.2%	33.3%	82.8%	-30.8%	285.4%	106.9%
				Locates per day		27



COUNTY TICKET VOLUME

YTD VS PREVIOUS YEAR

TRANSYLVANIA	3 HR	CNCL	NEW	RXMT	UPDT	TOTAL Tickets
2023	289	55	3593	204	1219	5360
2024	227	51	3964	135	1583	5960
+/- Var	-21.5%	-7.3%	10.3%	-33.8%	29.9%	11.2%
Locates per day						23



COUNTY TICKET DISTRIBUTION - DECEMBER

TRANSYLVANIA	513
BALSAM GROVE	4
BREVARD	332
CEDAR	
MOUNTAIN	14
LAKE TOXAWAY	52
PENROSE	18
PISGAH FOREST	55
ROSMAN	17
SAPPHIRE	10
TOXAWAY FALLS	8



Top 10 Callers for – December - TRANSYLVANIA

1	SUMTER UTILITIES	109+
2	CW UNDERGROUND SERVICES	80
3	DUKE ENERGY	24
4	B M UNDERGROUND	24
5	TENNOCA CONSTRUCTION COMPANY	21
6	MOUNTAIN CREEK CONTRACTORS	16
7	HAYNES ELECTRIC UTILITY CORPORATION	13
8	JAMES FREEMAN PLUMBING	9
9	HAYNES ELECTRIC UTILITY CORPORATION	8
10	FIREBITT	8

DAMAGES

DIRT Damage Information
Reporting Tool




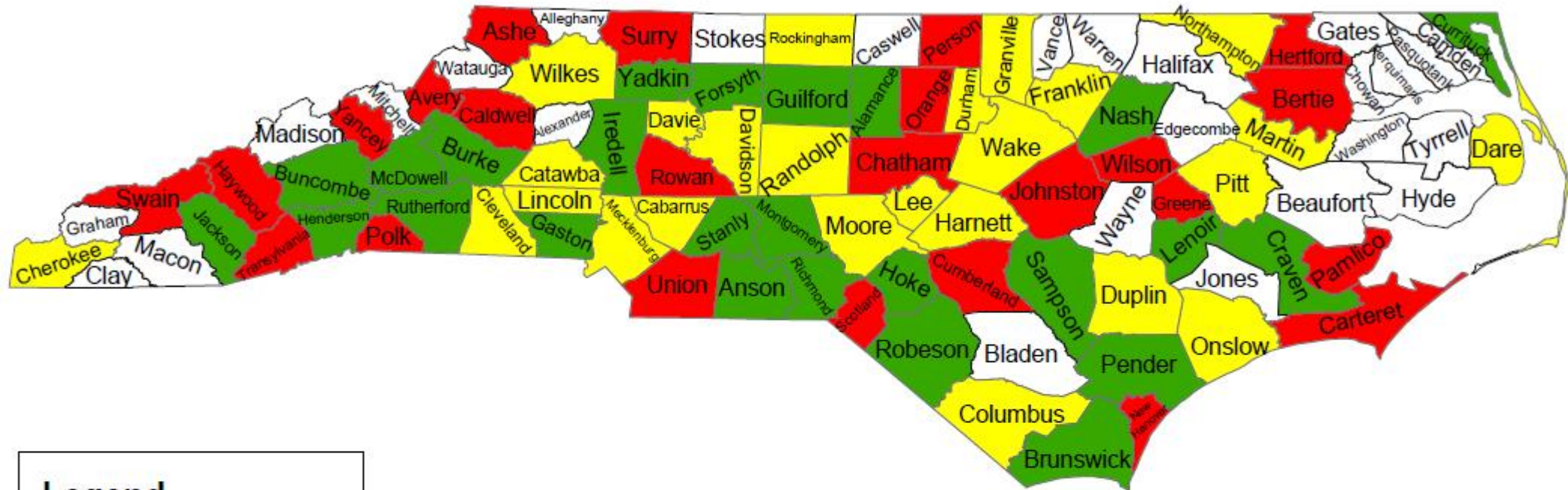


December Damages

ALAMANCE	7	CRAVEN	3	JACKSON	1	POLK	2
ALEXANDER	0	CUMBERLAND	34	JOHNSTON	31	RANDOLPH	7
ALLEGHANY	0	CURRITUCK	1	JONES	0	RICHMOND	2
ANSON	1	DARE	11	LEE	6	ROBESON	7
ASHE	1	DAVIDSON	8	LENOIR	3	ROCKINGHAM	5
AVERY	1	DAVIE	4	LINCOLN	7	ROWAN	15
BEAUFORT	0	DUPLIN	4	MACON	0	RUTHERFORD	2
BERTIE	1	DURHAM	48	MADISON	0	SAMPSON	3
BLADEN	0	EDGECOMBE	0	MARTIN	1	SCOTLAND	2
BRUNSWICK	10	FORSYTH	19	MCDOWELL	1	STANLY	1
BUNCOMBE	8	FRANKLIN	6	MECKLENBURG	121	STOKES	0
BURKE	1	GASTON	16	MITCHELL	0	SURRY	6
CABARRUS	16	GATES	0	MONTGOMERY	2	SWAIN	1
CALDWELL	3	GRAHAM	0	MOORE	18	TRANSYLVANIA	7
CAMDEN	0	GRANVILLE	2	NASH	3	TYRRELL	0
CARTERET	9	GREENE	2	NEW HANOVER	28	UNION	50
CASWELL	0	GUILFORD	22	NORTHAMPTON	1	VANCE	0
CATAWBA	13	HALIFAX	0	ONSLOW	13	WAKE	120
CHATHAM	14	HARNETT	11	ORANGE	36	WARREN	0
CHEROKEE	1	HAYWOOD	3	PAMLICO	1	WASHINGTON	0
CHOWAN	0	HENDERSON	3	PASQUOTANK	0	WATAUGA	0
CLAY	0	HERTFORD	2	PENDER	5	WAYNE	0
CLEVELAND	7	HOKE	3	PERQUIMANS	0	WILKES	2
COLUMBUS	4	HYDE	0	PERSON	3	WILSON	3
		IREDELL	14	PITT	12	YADKIN	1
						YANCEY	1

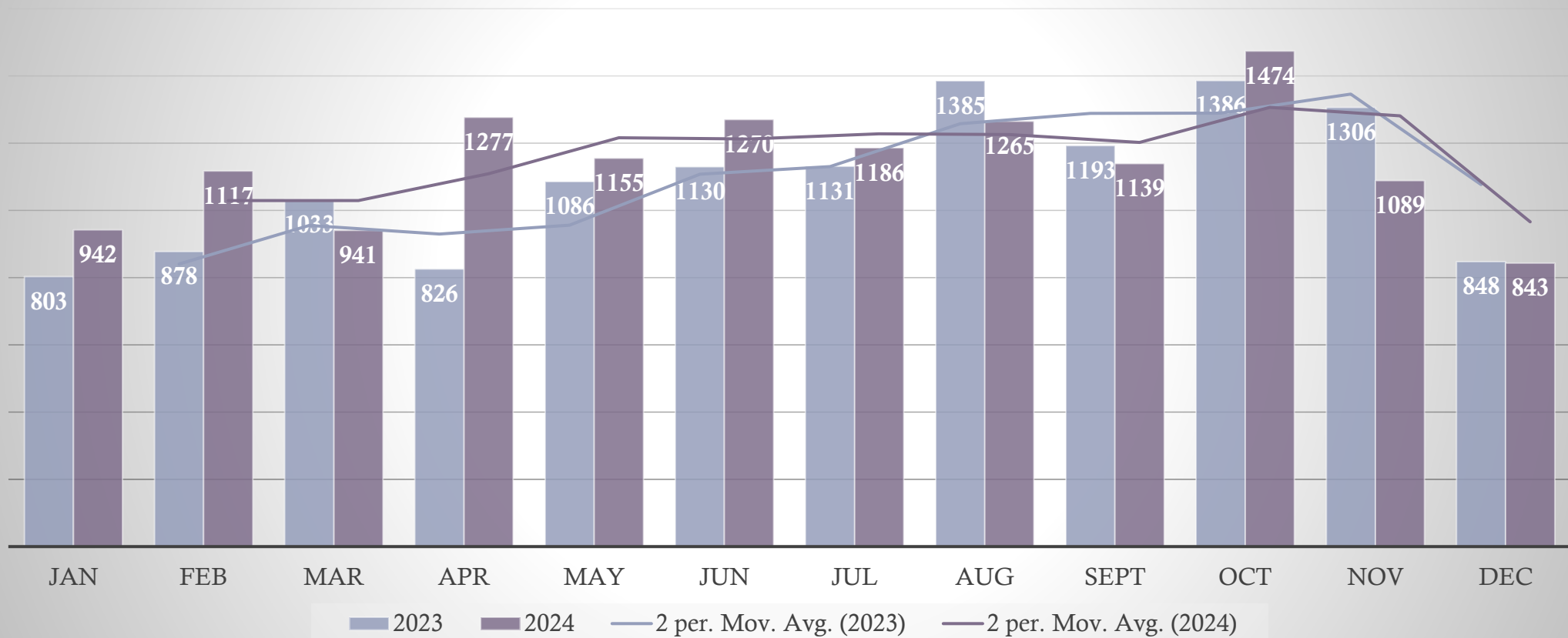
Grand Total 843

Damages Per 1,000 Transmissions





Damages in North Carolina 2024 vs 2023





EDUCATION TEAM



Parrish Reddick
Piedmont Liaison



Steven Moore
Media Relations
Specialist



Ann Rushing
Education
Manager



Tami Groves
Southeast
Liaison



**Howard
Corey**
Eastern Liaison



Rory Phipps
Western Liaison



THANK YOU!


A copy of this presentation
is available at
www.ncucc.org



UCC Sign-In Sheet :

H. P. I. T. UCC

Date: 1/9/2025

Name	Company	Email	Phone Number
Rory Phipps	NC811	rory@nc811.org	336-944-1087
LEWIS LANCE	ERC	llance@ercbroadband.com	828-216-1131
Richard Wall	Enbridge		41-272-546
Tom Brookshire	Enbridge	t.brookshire@dominionenergy.com	828-890-7553
Brian Jamerson	Enbridge	brian.jamerson@dominionenergy.com	828-551-6451
Tony Woolf	Enbridge	william.woolf@dominionenergy.com	828 551 5721
Josh Stroupe	ENBRIDGE	joshua.stroupe@dominionenergy.com	828-702-1868