
NC811 MONTHLY UPDATE

APRIL 2025



DURHAM UCC

<https://nc811.org/national-safe-digging-month/>

Contest runs from now until April 30th



nc811.org/dare-to-dig

SHARE YOUR BANNERS

Once your banners are on display, scan the QR code on your banner to share a photo with NC811. We'll tag your company as a Safe Digging Partner on social media.



2025 TAILGATE WRAPS

*26 wraps are available
for free while they last.*

Apply today!



nc811.org/nc811-tailgate-wraps





**Safe digging at your fingertips.
Get the NC811 App.**



UPCOMING MEETINGS

- **Underground Damage Prevention Review Board**
April 23, 2025 at 10am
NC811, 5009 High Point Road, Greensboro
TEAMS MEETING: Visit the nc811.org calendar page for a link to the meeting,
- **NC811 Board**
April 25, 2025 at 8:30am
Chetola Resort
185 Chetola Lake Dr., Blowing Rock, NC
- **NCLRPC**
May 21, 2025 at 11am
NC811, 5009 High Point Road, Greensboro
TEAMS MEETING: Visit the ncucc.org calendar page for a link to the meeting,



CALENDAR

NC811 & NCUCC
event calendars can
be found on
nc811.org or the
nc811 app





DATA INSIGHTS

Locate Requests

Transmissions

County ticket volume
and distribution

“Shallow digging” is the #1 reason homeowners gave for digging without notifying 811 first.

Utilities can be buried just a few inches below the surface.



Contact 811. Every Dig. Every Time.



*Based on February 2025 polling



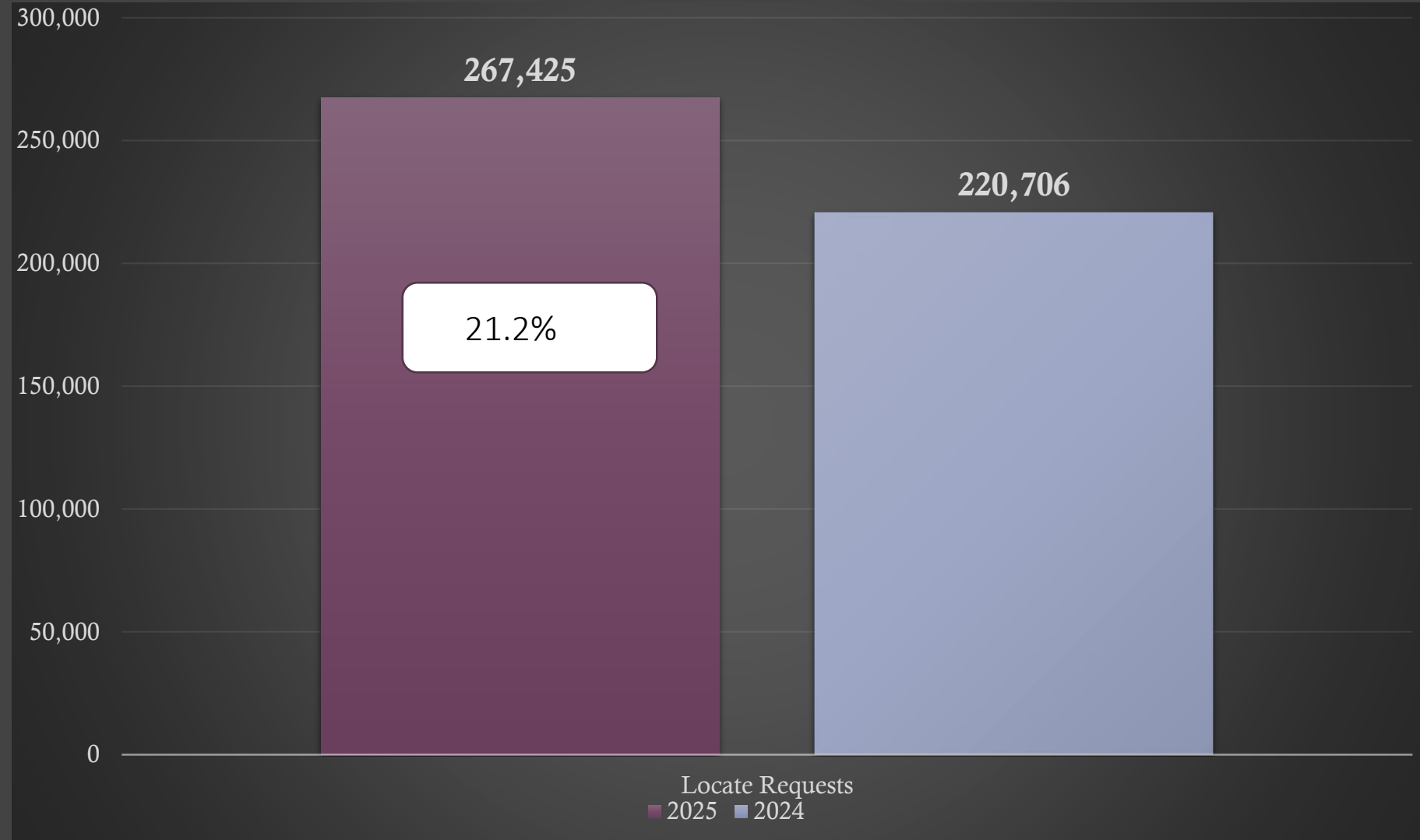
Locate Requests for NC – Mar. 25 vs 24



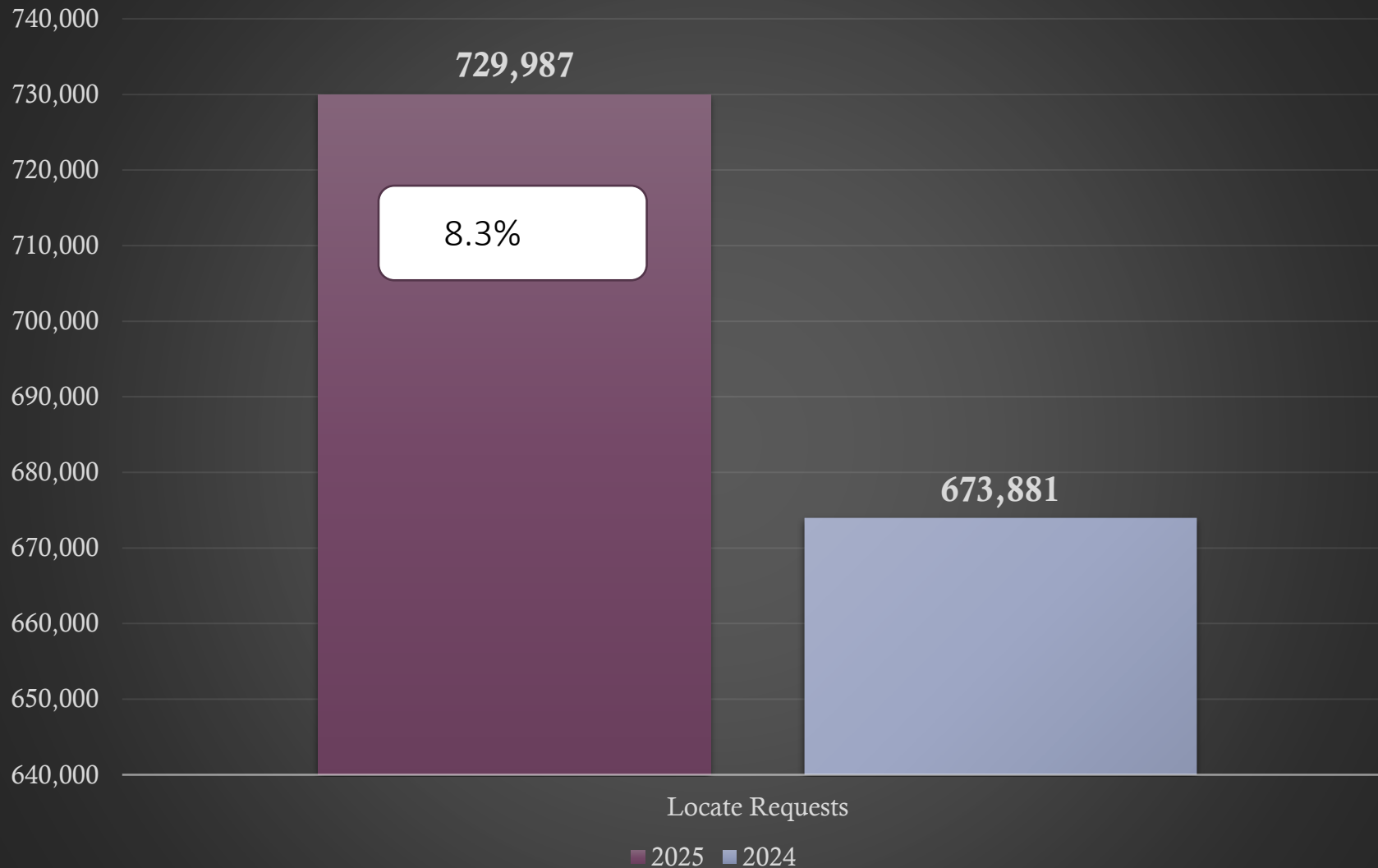
March. 2025 - 267,425 / 2024 - 220,706=(21.2%)

YTD 2025 - 729,987/ 2024 - 673,881 = +8.3%

Updates for March 2025 - (73,325) = 29.4% of volume / Feb 2025 (73,325) = 33.3% (3.9% Decrease from the month before)



Locate Requests for NC - YTD



March 2025 - 267,425 / 2024 - 220,706 = (21.2%)

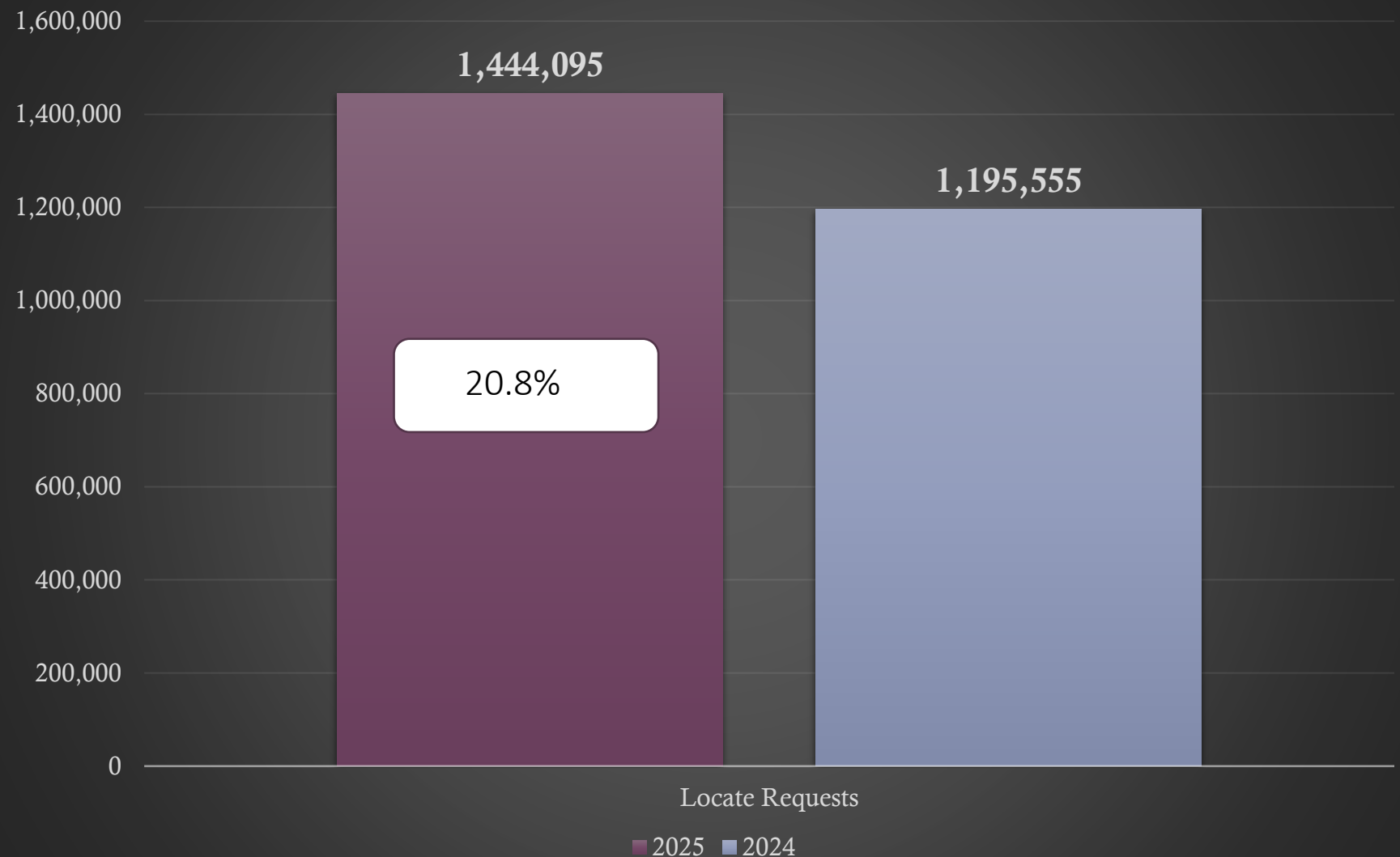
YTD 2025 - 729,987 / 2024 - 673,881 = +8.3%

Transmissions for NC – Mar. 25 vs 24

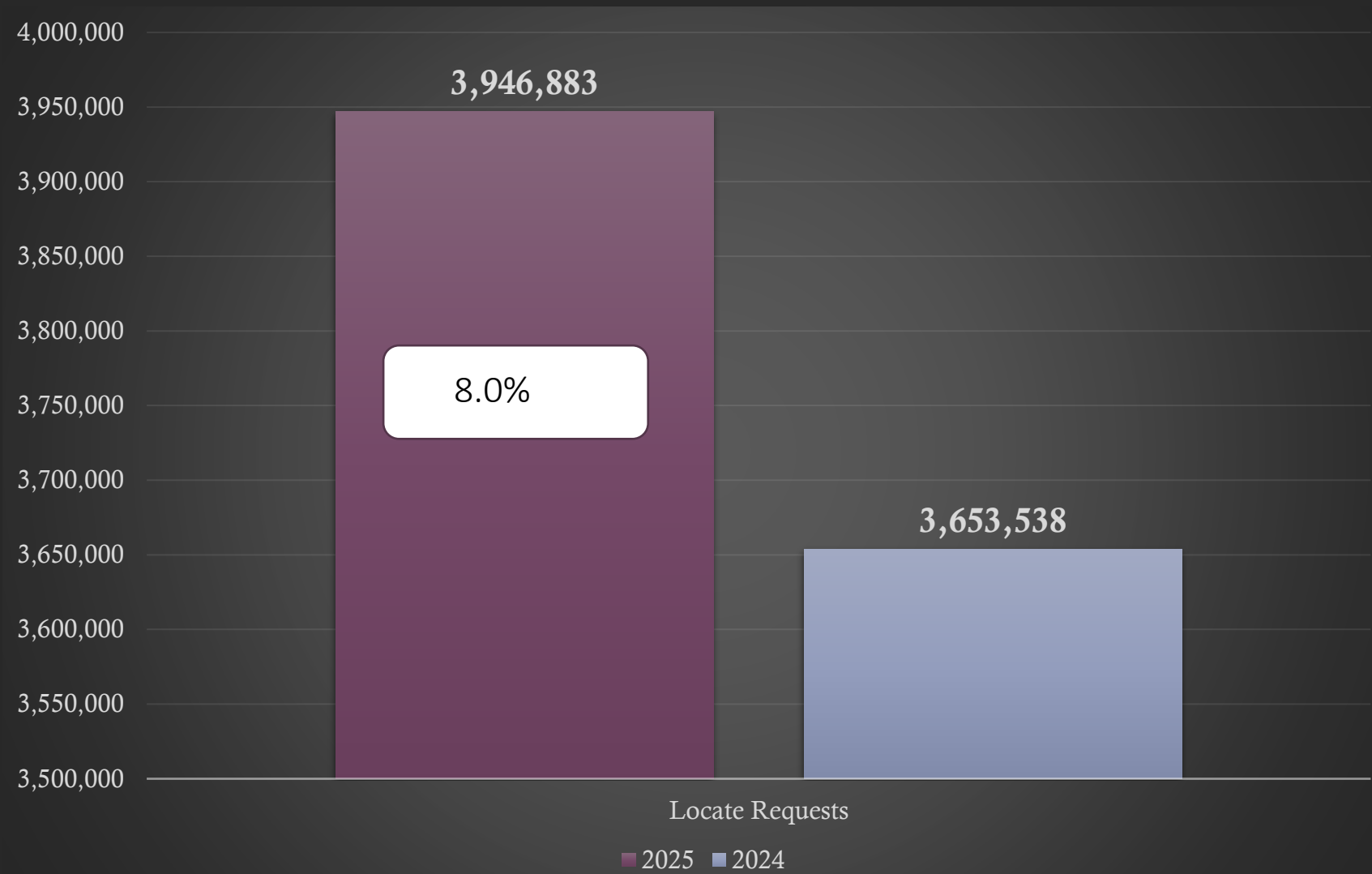


Transmissions MTD 2025-
1,444,095 / 2024 -
1,195,555= (20.8%)

Transmissions YTD 2025-
3,946,883 / 2024 -
3,653,538= (8.0%)



Transmissions for NC - YTD 2025



Transmissions MTD 2025-
1,444,095 / 2024 -
1,195,555= (20.8%)
Transmissions YTD 2025-
3,946,883 / 2024 -
3,653,538=
(8.0%)



COUNTY TICKET VOLUME

MARCH 2025 VS 2024

Durham	3 HR	CNCL	NEW	RXMT	UPDT	TOTAL Tickets
2024	953	102	5600	260	3278	10193
2025	701	79	6173	281	2830	10064
+/- Var	-26.4%	-22.5%	10.2%	8.1%	-13.7%	-1.3%
			Avg Locates per Day			503



COUNTY TICKET VOLUME

YTD VS PREVIOUS YEAR

Durham	3 HR	CNCL	NEW	RXMT	UPDT	TOTAL Tickets
2024	2959	258	16467	809	9617	30110
2025	2264	276	16061	832	8834	28267
+/- Var	-23.5%	7.0%	-2.5%	2.8%	-8.1%	-6.1%
			Avg Locates per Day			463



COUNTY TICKET DISTRIBUTION - MARCH

DURHAM	10064
BAHAMA	46
BILBOA	3
BRAGGTOWN	4
CHAPEL HILL	169
DURHAM	8798
GORMAN	64
LYNN CROSSROADS	8
MORRISVILLE	64
OAK GROVE	196
RALEIGH	268
RESEARCH TRIANGLE PA	10
ROUGEMONT	430



Top 10 Callers for MARCH

Durham	name	Totals
1	PHOENIX FIBER INC	606
2	R H UNDERGROUND LLC	519
3	JDS FIBER	516
4	UTILITY LINES CONSTRUCTION SERVICES INC	503
5	PRINCE TELECOM	499
6	SOUTHEAST CONNECTIONS LLC	384
7	ANSCO & ASSOCIATES LLC	367
8	INFRASTRUCTURE TECHNOLOGY SERVICES	287
9	MUDD INVESTMENTS	275
10	SUMMIT UNDERGROUND LLC	202

DAMAGES

DIRT Damage Information
Reporting Tool





MARCH Damages

Grand Total – 1,298

ALAMANCE	8
ALEXANDER	5
ALLEGHANY	0
ANSON	0
ASHE	1
AVERY	2
BEAUFORT	1
BERTIE	3
BLADEN	0
BRUNSWICK	11
BUNCOMBE	14
BURKE	3
CABARRUS	23
CALDWELL	9
CAMDEN	1
CARTERET	6
CASWELL	2
CATAWBA	10
CHATHAM	16
CHEROKEE	1
CHOWAN	0
CLAY	4
CLEVELAND	8
COLUMBUS	2
CRAVEN	13

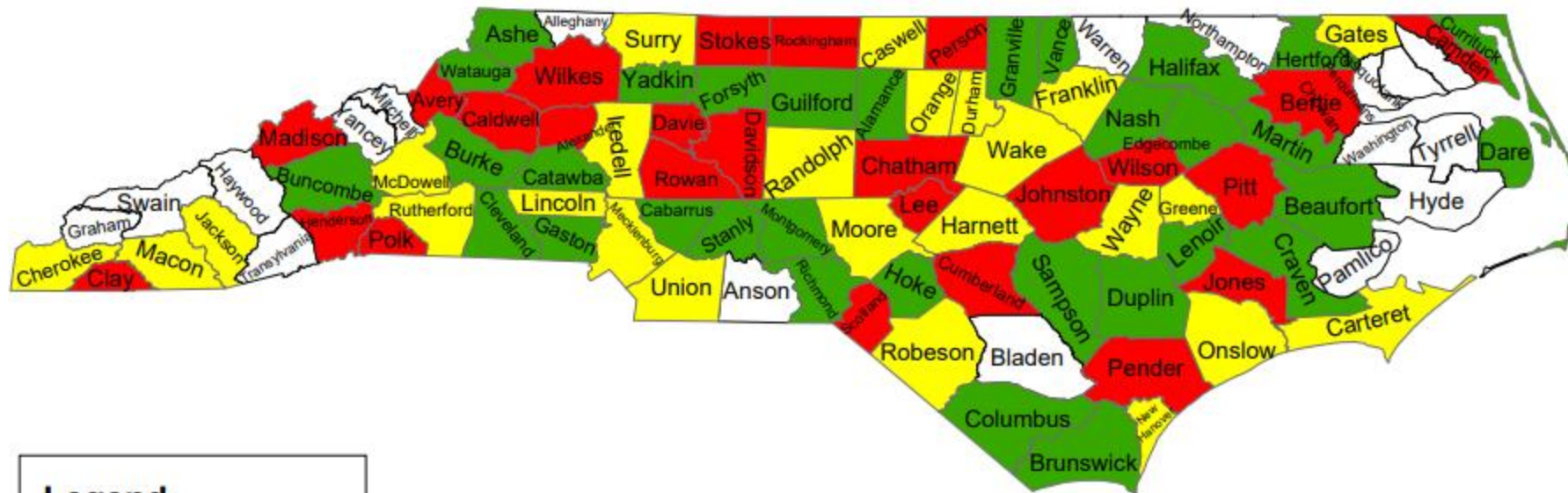
CUMBERLAND	57
CURRITUCK	4
DARE	13
DAVIDSON	21
DAVIE	8
DUPLIN	1
DURHAM	61
EDGECOMBE	2
FORSYTH	30
FRANKLIN	6
GASTON	8
GATES	2
GRAHAM	0
GRANVILLE	2
GREENE	2
GUILFORD	30
HALIFAX	2
HARNETT	33
HAYWOOD	0
HENDERSON	22
HERTFORD	1
HOKE	2
HYDE	0
IREDELL	30

JACKSON	3
JOHNSTON	64
JONES	1
LEE	17
LENOIR	3
LINCOLN	10
MACON	2
MADISON	1
MARTIN	1
MCDOWELL	4
MECKLENBURG	174
MITCHELL	0
MONTGOMERY	1
MOORE	31
NASH	3
NEW HANOVER	30
NORTHAMPTON	0
ONSLOW	16
ORANGE	33
PAMLICO	0
PASQUOTANK	0
PENDER	22
PERQUIMANS	0
PERSON	3
PITT	32
POLK	3

RANDOLPH	11
RICHMOND	1
ROBESON	13
ROCKINGHAM	13
ROWAN	18
RUTHERFORD	5
SAMPSON	4
SCOTLAND	10
STANLY	5
STOKES	5
SURRY	6
SWAIN	0
TRANSYLVANIA	0
TYRRELL	0
UNION	56
VANCE	1
WAKE	192
WARREN	0
WASHINGTON	0
WATAUGA	1
WAYNE	11
WILKES	6
WILSON	4
YADKIN	2
YANCEY	0


Damages Per 1,000 Transmissions

March
2025



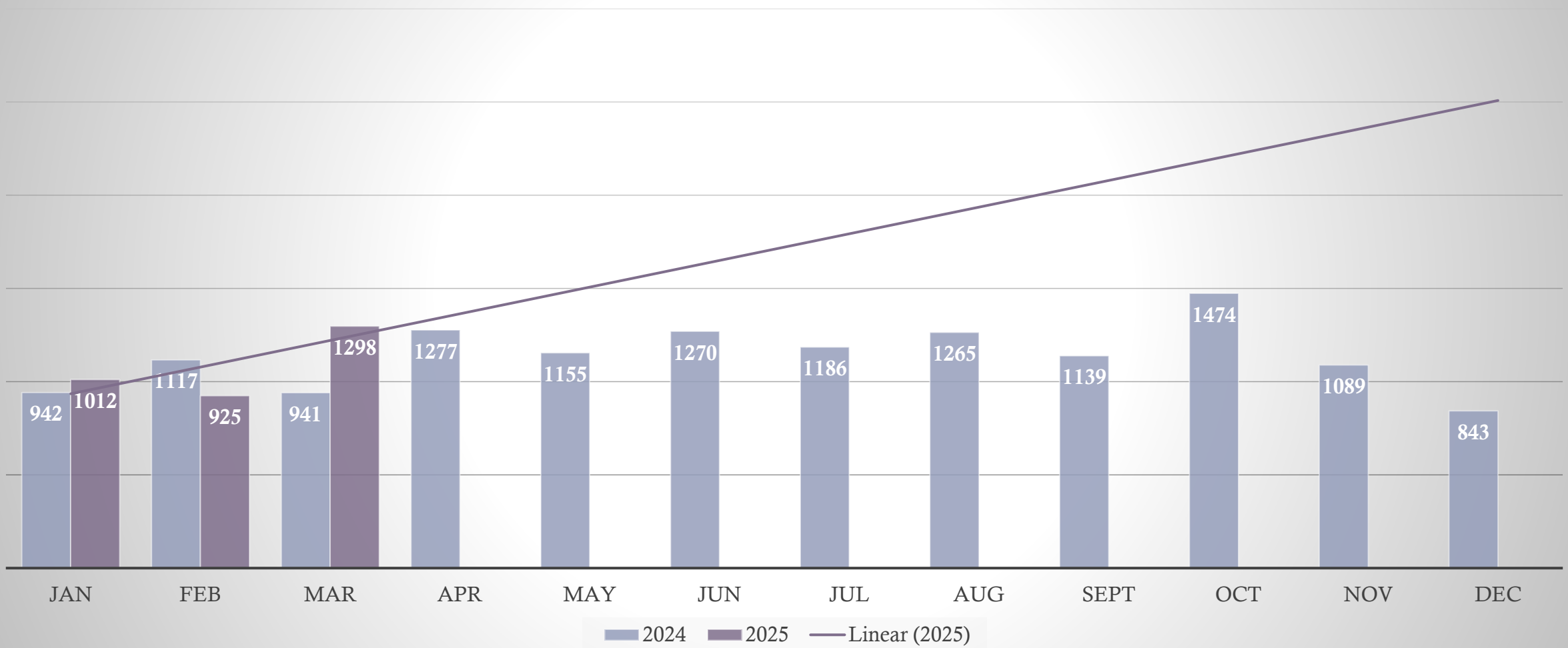
Legend

Quantile





Damages in North Carolina 2025 vs 2024





EDUCATION TEAM



Parrish Reddick
Piedmont Liaison



Steven Moore
Media Relations
Specialist



Ann Rushing
Education
Manager



Tami Groves
Southeast
Liaison



Howard
Corey
Eastern Liaison



Rory Phipps
Western Liaison



THANK YOU!

A copy of this presentation
is available at
www.ncucc.org



**Before you dig,
contact 811.**



Durham Utility Coordinating Committee

“To provide a forum to promote safety standards, common concerns and the awareness of prevention of unnecessary damages to utilities infrastructure within Durham County”.

Minutes **April 9, 12, 2025**

A. Call To Order

1. Recognize new attendees & guest (self intro's)
 - Corey Scott- welcomed everyone to the April UCC meeting.
2. Announcements-N/A

B. Safety Share Stay focused on the task at hand (avoid distractions that could get you hurt).

C.

D. Review and Approval of Previous Meeting's Minutes

1. No prior minutes to approve

E. Old Business/New Business/Projects

1. NCDOT-N/A
2. City of Durham– N/A.
3. Report – NC811 – Parrish Reddick
 - Parrish reported the numbers for Durham County.
4. Open floor for any new business.
 - It was stated that communication is the key for success in efficiency when dealing with projects
 - Only call in the amount for work that can be done (spread tickets out.)
Phoenix fiber Google) has a lot of projects coming (just waiting on permits to clear).

D. Damage Report

1. Round Table Reports from members.

G. Adjourn –

****Next meeting location: Enbridge Gas of NC
2541 Whilden Dr, Durham NC
June 11th, 2025 @ 11:00am**

[illegible]