
NC811 MONTHLY UPDATE

APRIL 2025



LEE UCC

<https://nc811.org/national-safe-digging-month/>

Contest runs from now until April 30th



nc811.org/dare-to-dig

SHARE YOUR BANNERS

Once your banners are on display, scan the QR code on your banner to share a photo with NC811. We'll tag your company as a Safe Digging Partner on social media.



2025 TAILGATE WRAPS

*26 wraps are available
for free while they last.*

Apply today!



nc811.org/nc811-tailgate-wraps





**Safe digging at your fingertips.
Get the NC811 App.**



UPCOMING MEETINGS

- **Underground Damage Prevention Review Board**
April 23, 2025 at 10am
NC811, 5009 High Point Road, Greensboro
TEAMS MEETING: Visit the nc811.org calendar page for a link to the meeting,
- **NC811 Board**
April 25, 2025 at 8:30am
Chetola Resort
185 Chetola Lake Dr., Blowing Rock, NC
- **NCLRPC**
May 21, 2025 at 11am
NC811, 5009 High Point Road, Greensboro
TEAMS MEETING: Visit the ncucc.org calendar page for a link to the meeting,



CALENDAR

NC811 & NCUCC
event calendars can
be found on
nc811.org or the
nc811 app





DATA INSIGHTS

Locate Requests

Transmissions

County ticket volume
and distribution

“Shallow digging” is the #1 reason homeowners gave for digging without notifying 811 first.

Utilities can be buried just a few inches below the surface.



Contact 811. Every Dig. Every Time.



*Based on February 2025 polling



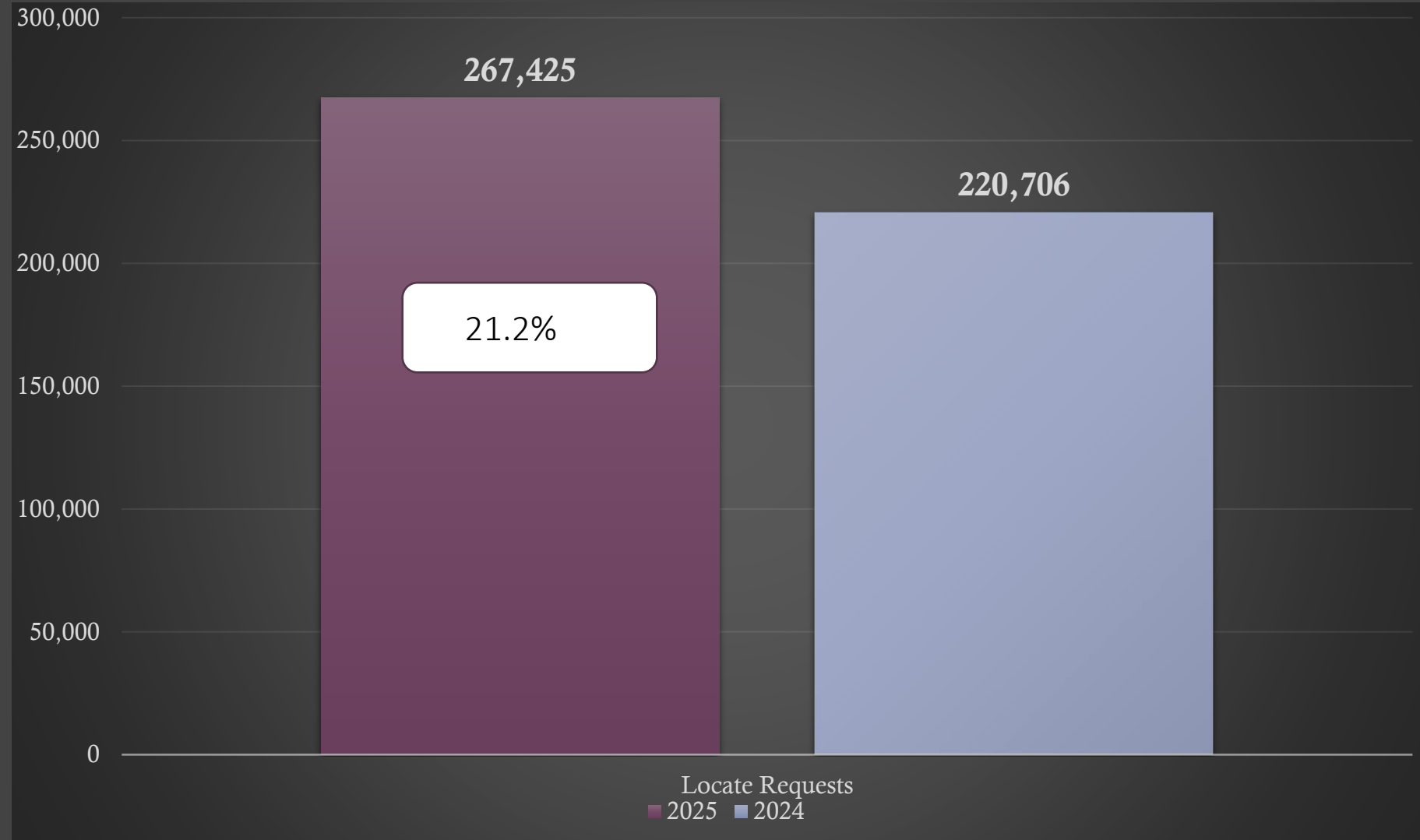
Locate Requests for NC – Mar. 25 vs 24



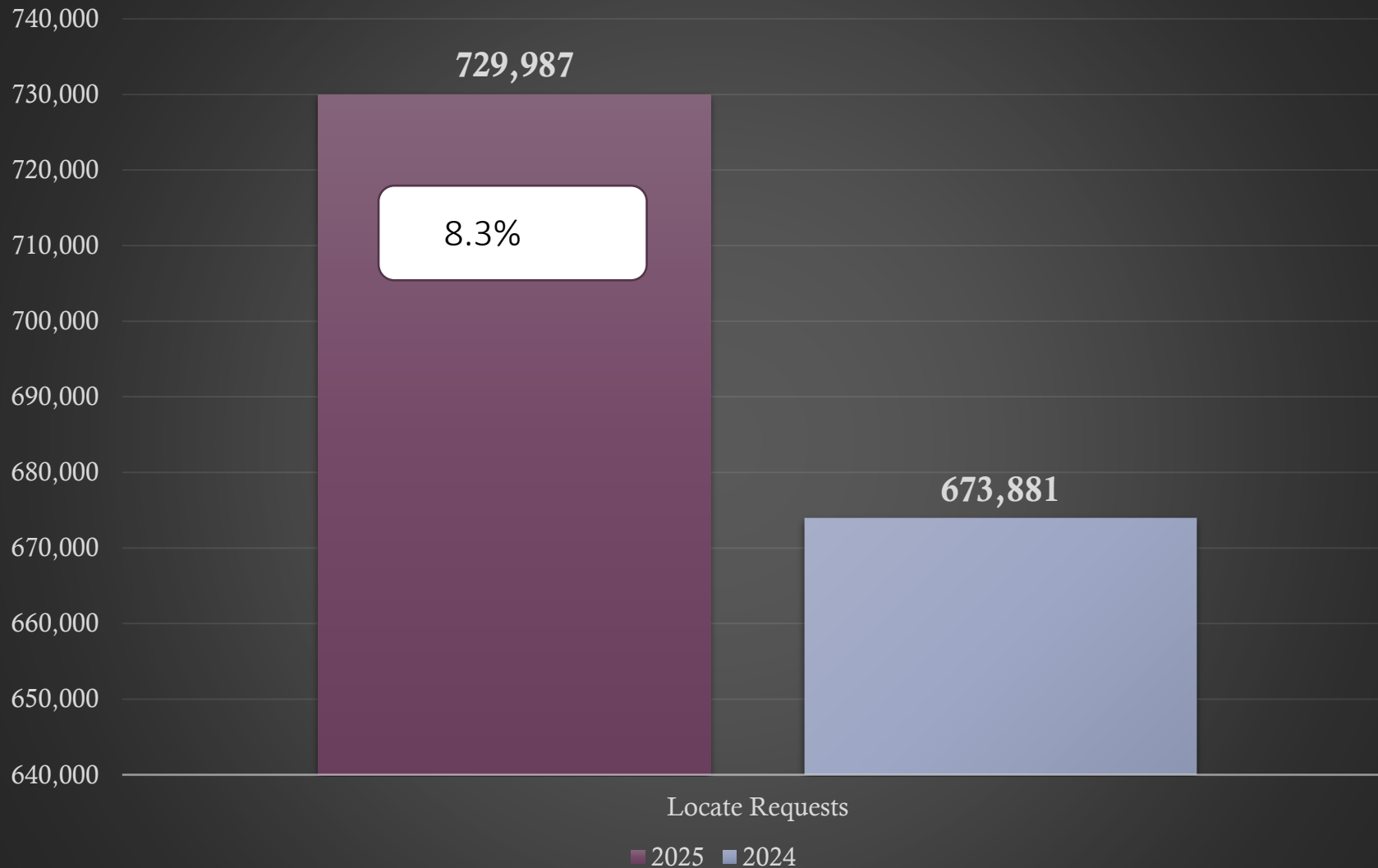
March. 2025 - 267,425 / 2024 - 220,706=(21.2%)

YTD 2025 - 729,987/ 2024 - 673,881 = +8.3%

Updates for March 2025 - (73,325) = 29.4% of volume / Feb 2025 (73,325) = 33.3% (3.9% Decrease from the month before)



Locate Requests for NC - YTD



March 2025 - 267,425 / 2024 - 220,706 = (21.2%)

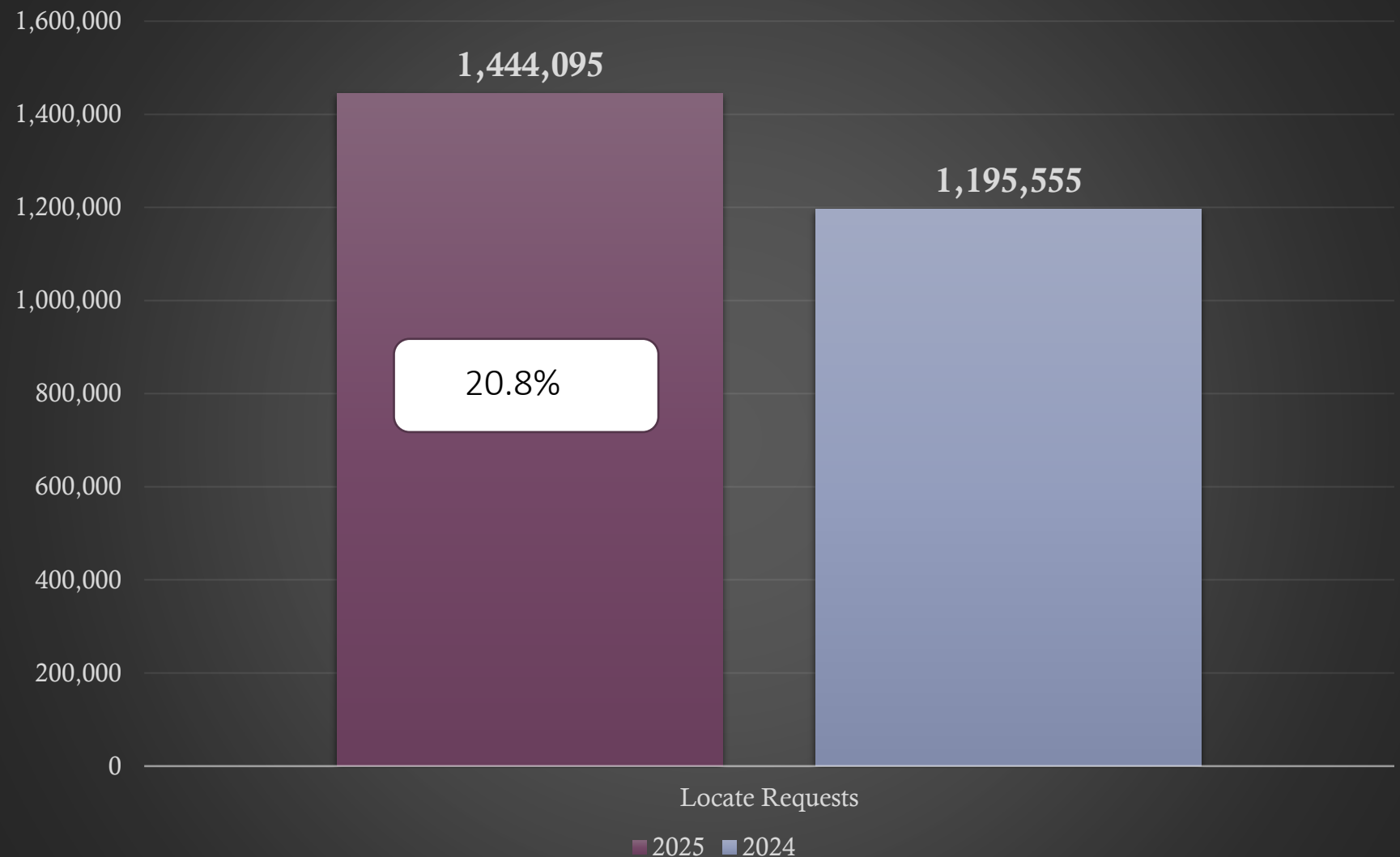
YTD 2025 - 729,987 / 2024 - 673,881 = +8.3%

Transmissions for NC – Mar. 25 vs 24

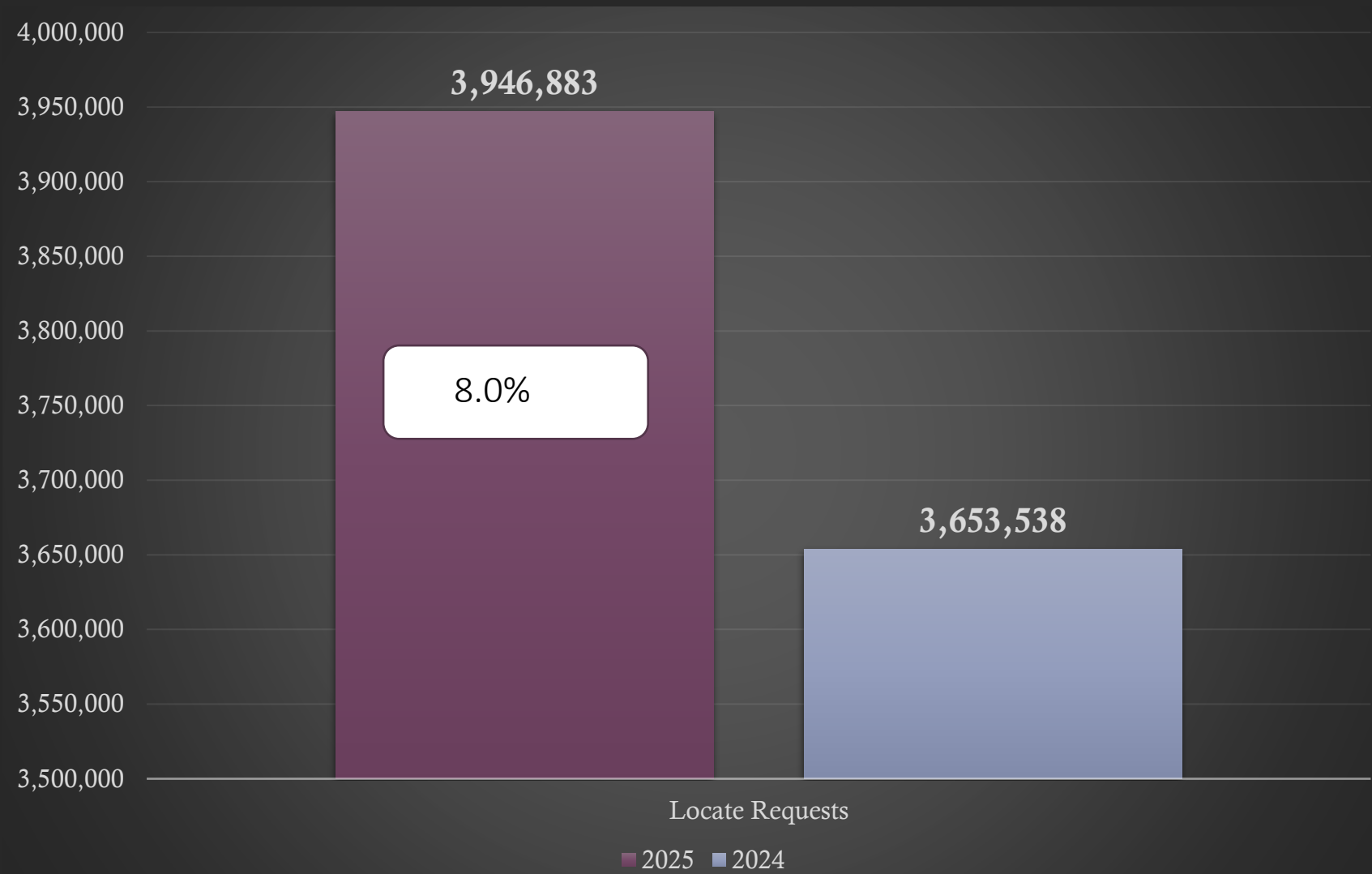


Transmissions MTD 2025-
1,444,095 / 2024 -
1,195,555= (20.8%)

Transmissions YTD 2025-
3,946,883 / 2024 -
3,653,538= (8.0%)



Transmissions for NC - YTD 2025



Transmissions MTD 2025-
1,444,095 / 2024 -
1,195,555= (20.8%)
Transmissions YTD 2025-
3,946,883 / 2024 -
3,653,538=
(8.0%)



COUNTY TICKET VOLUME

MARCH 2025 VS 2024

	3 HR	CNCL	NEW	RXMT	UPDT	TOTAL Tickets
2024	53	19	1037	19	372	1500
2025	158	9	951	62	535	1715
	198.1%	-52.6%	-8.3%	226.3%	43.8%	14.3%
				Locates per day		86



COUNTY TICKET VOLUME

YTD VS PREVIOUS YEAR

	3 HR	CNCL	NEW	RXMT	UPDT	TOTAL Tickets
2024	164	46	3115	72	1387	4784
2025	469	28	2571	176	1758	5002
	186.0%	-39.1%	-17.5%	144.4%	26.7%	4.6%



COUNTY TICKET DISTRIBUTION - MARCH

LEE	1715
BLACKNEL	10
BROADWAY	25
CAROLINA TRACE	69
JONESBORO HEIGHTS	6
LEMON SPRINGS	41
OSGOOD	1
SANFORD	1560
TRAMWAY	3



Top 10 Callers for MARCH

1	MASTEC	188
2	R G COMMUNICATIONS INC	125
3	TRUEROCK INC	120
4	WINDSTREAM COMMUNICATIONS	78
5	MASTEC	71
6	NC COMMUNICATIONS, INC	55
7	EVERGREEN LANDSCAPING & MAINTENANCE INC	50
8	DIVERSIFIED UTILITY GROUP	44
9	PRIMORIS T&D	39
10	LEE ELECTRICAL LLC	37

DAMAGES

DIRT Damage Information
Reporting Tool





MARCH Damages

Grand Total – 1,298

ALAMANCE	8
ALEXANDER	5
ALLEGHANY	0
ANSON	0
ASHE	1
AVERY	2
BEAUFORT	1
BERTIE	3
BLADEN	0
BRUNSWICK	11
BUNCOMBE	14
BURKE	3
CABARRUS	23
CALDWELL	9
CAMDEN	1
CARTERET	6
CASWELL	2
CATAWBA	10
CHATHAM	16
CHEROKEE	1
CHOWAN	0
CLAY	4
CLEVELAND	8
COLUMBUS	2
CRAVEN	13


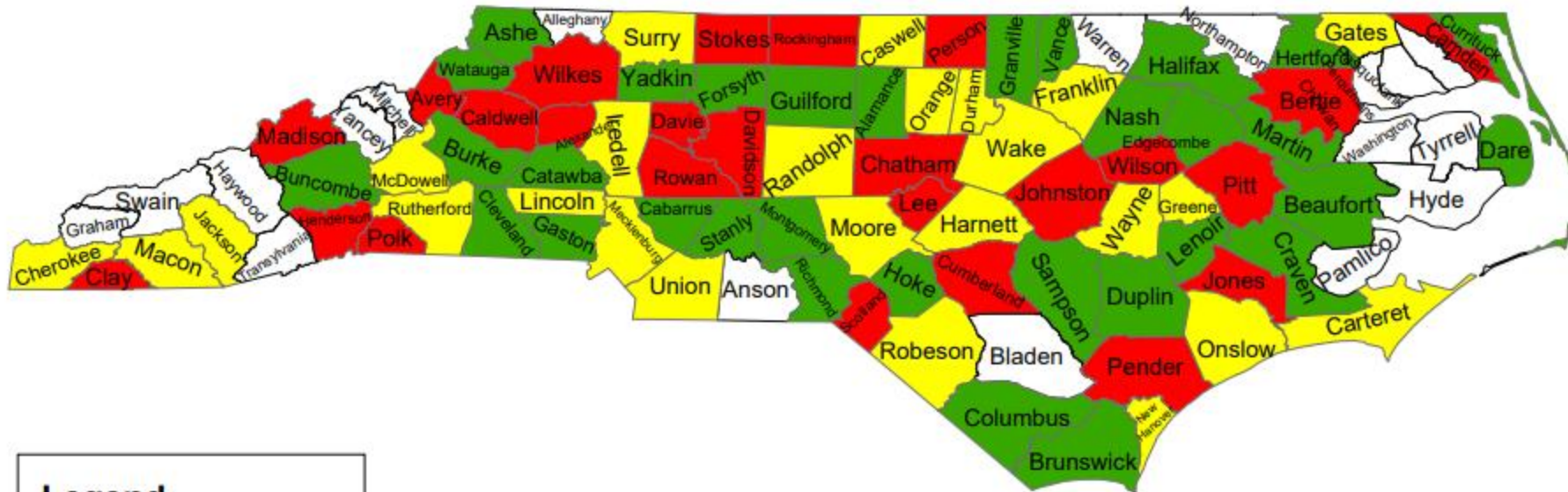
CUMBERLAND	57
CURRITUCK	4
DARE	13
DAVIDSON	21
DAVIE	8
DUPLIN	1
DURHAM	61
EDGECOMBE	2
FORSYTH	30
FRANKLIN	6
GASTON	8
GATES	2
GRAHAM	0
GRANVILLE	2
GREENE	2
GUILFORD	30
HALIFAX	2
HARNETT	33
HAYWOOD	0
HENDERSON	22
HERTFORD	1
HOKE	2
HYDE	0
IREDELL	30

JACKSON	3
JOHNSTON	64
JONES	1
LEE	17
LENOIR	3
LINCOLN	10
MACON	2
MADISON	1
MARTIN	1
MCDOWELL	4
MECKLENBURG	174
MITCHELL	0
MONTGOMERY	1
MOORE	31
NASH	3
NEW HANOVER	30
NORTHAMPTON	0
ONSLOW	16
ORANGE	33
PAMLICO	0
PASQUOTANK	0
PENDER	22
PERQUIMANS	0
PERSON	3
PITT	32
POLK	3

RANDOLPH	11
RICHMOND	1
ROBESON	13
ROCKINGHAM	13
ROWAN	18
RUTHERFORD	5
SAMPSON	4
SCOTLAND	10
STANLY	5
STOKES	5
SURRY	6
SWAIN	0
TRANSYLVANIA	0
TYRRELL	0
UNION	56
VANCE	1
WAKE	192
WARREN	0
WASHINGTON	0
WATAUGA	1
WAYNE	11
WILKES	6
WILSON	4
YADKIN	2
YANCEY	0

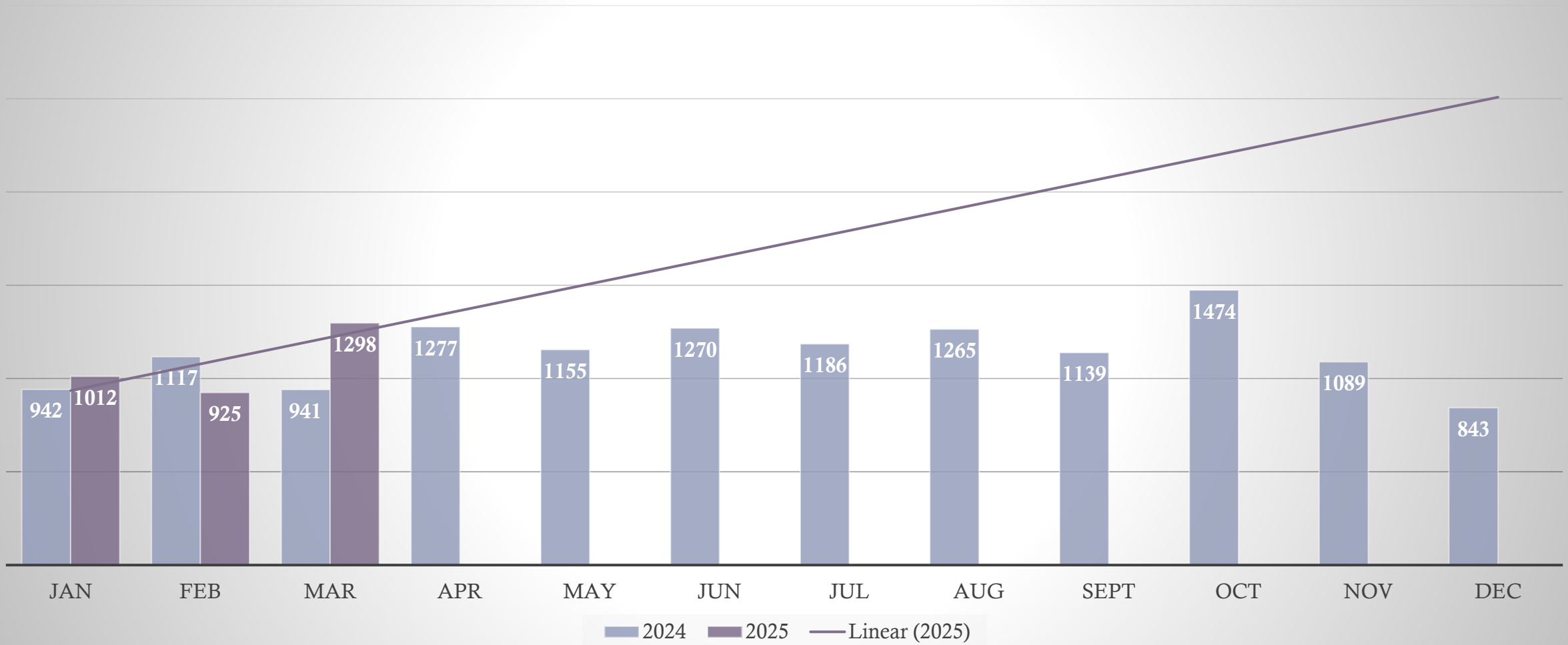
Damages Per 1,000 Transmissions

March
2025





Damages in North Carolina 2025 vs 2024





EDUCATION TEAM



Parrish Reddick
Piedmont Liaison



Steven Moore
Media Relations
Specialist



Ann Rushing
Education
Manager



Tami Groves
Southeast
Liaison



Howard
Corey
Eastern Liaison



Rory Phipps
Western Liaison



THANK YOU!

A copy of this presentation
is available at

www.ncucc.org



**Before you dig,
contact 811.**



Lee County UCC
April 2025

Meeting opened at 8:30.

Enbridge – Steel line from Hawkins to 15/501 to update system. Galvins Ridge new line.
New services. Broadway Road DOT project. Cross country out of Chatham into Lee Co
water/sewer.

Dixie – Only thing in Lee is the water/sewer project that will cross their transmission line.
Running well so far.

NC811 presentation given by Tami Groves.

Next meeting scheduled for May 13.

Mark - Dixie - Only thing in
the water seen well across
them. So far so good.

Tamie Givres

NC 811

336-601-8644

Mark Holland

Dixie Police

334-276-9373

Cole Horton

Enbridge Gas

919-819-1642

Andree Morquist

Enbridge Gas

919-621-2461

Charles Anderson

Enbridge Gas

919-218-6424