



---

# NC811 MONTHLY UPDATE

APRIL 2025



LOWER CAPE FEAR UCC

<https://nc811.org/national-safe-digging-month/>

**Contest runs from now until April 30<sup>th</sup>**



[nc811.org/dare-to-dig](https://nc811.org/dare-to-dig)

# SHARE YOUR BANNERS

*Once your banners are on display, scan the QR code on your banner to share a photo with NC811. We'll tag your company as a Safe Digging Partner on social media.*



# 2025 TAILGATE WRAPS

*26 wraps are available for free while they last.*

**Apply today!**



[nc811.org/nc811-tailgate-wraps](https://nc811.org/nc811-tailgate-wraps)



**Safe digging at your fingertips.  
Get the NC811 App.**



## UPCOMING MEETINGS

- **Underground Damage Prevention Review Board**  
April 23, 2025 at 10am  
NC811, 5009 High Point Road, Greensboro  
TEAMS MEETING: Visit the [nc811.org](http://nc811.org) calendar page for a link to the meeting,
- **NC811 Board**  
April 25, 2025 at 8:30am  
Chetola Resort  
185 Chetola Lake Dr., Blowing Rock, NC
- **NCLRPC**  
May 21, 2025 at 11am  
NC811, 5009 High Point Road, Greensboro  
TEAMS MEETING: Visit the [ncucc.org](http://ncucc.org) calendar page for a link to the meeting,



# CALENDAR

NC811 & NCUCC  
event calendars can  
be found on  
nc811.org or the  
nc811 app





## DATA INSIGHTS

Locate Requests

Transmissions

County ticket volume  
and distribution

**“Shallow digging” is the #1 reason homeowners gave for digging without notifying 811 first.**

*Utilities can be buried just a few inches below the surface.*



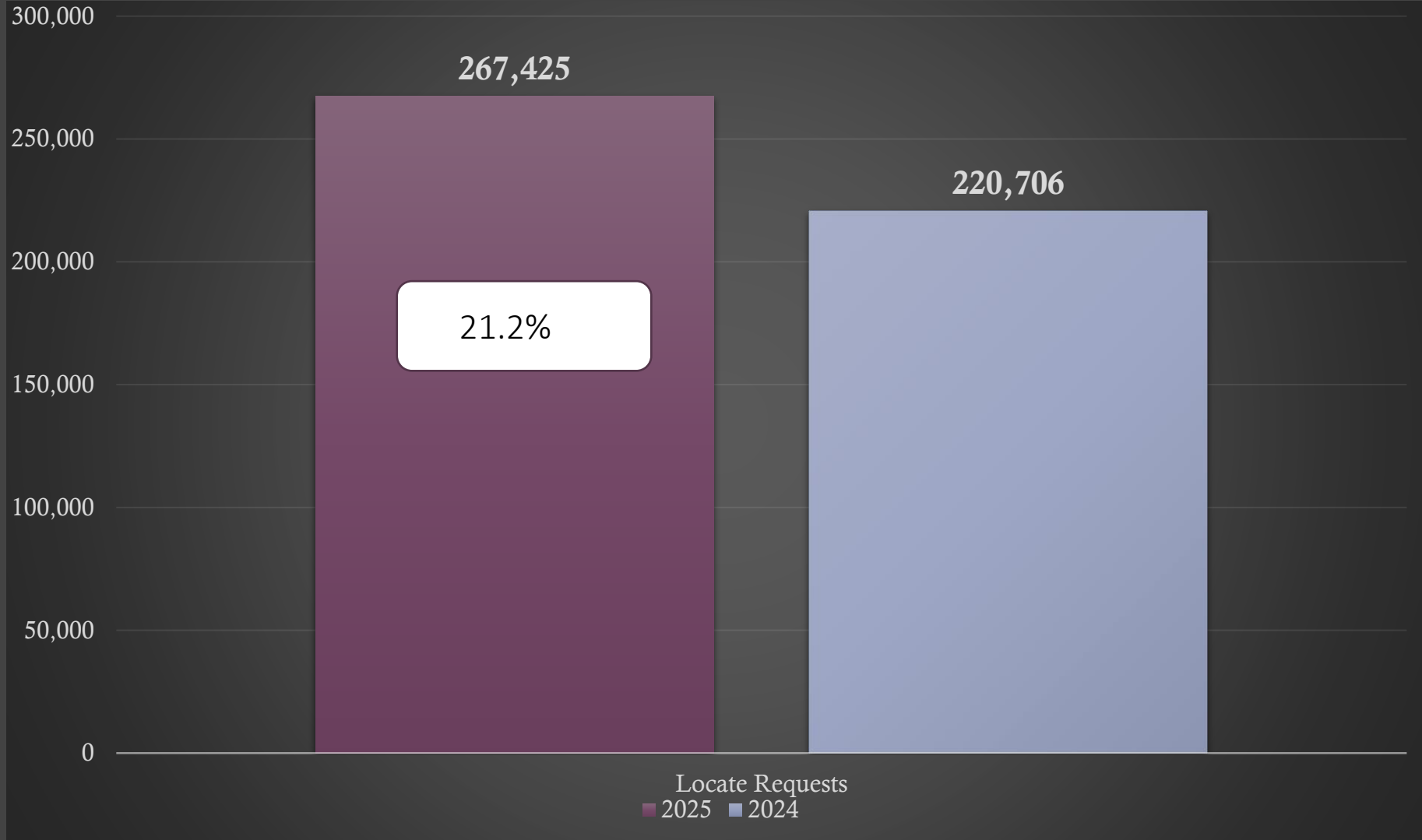
**Contact 811. Every Dig. Every Time.**



\*Based on February 2025 polling



# Locate Requests for NC – Mar. 25 vs 24

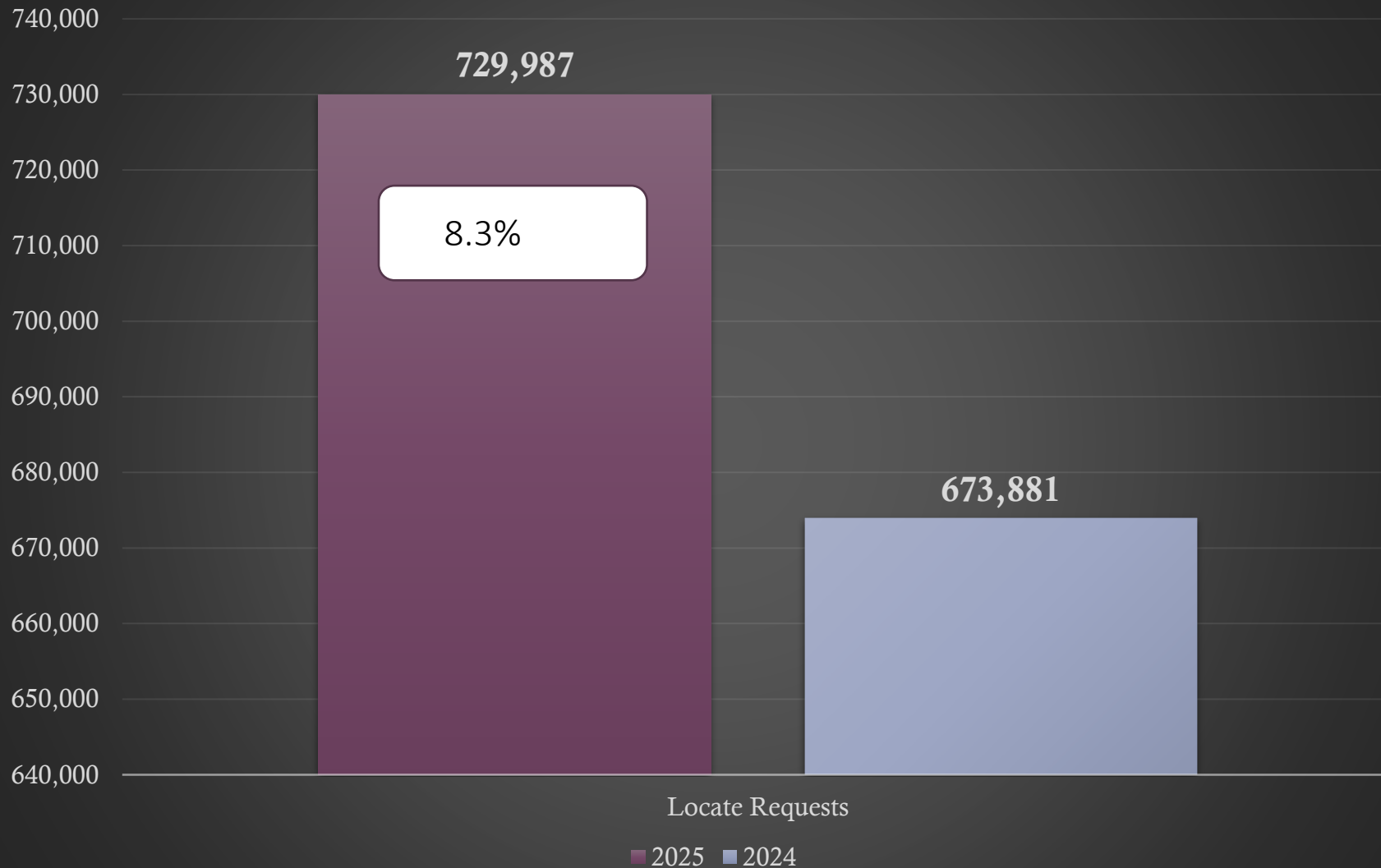


March. 2025 - 267,425 / 2024 - 220,706=(21.2%)

YTD 2025 - 729,987/ 2024 - 673,881 = +8.3%

Updates for March 2025 - (73,325) = 29.4% of volume / Feb 2025 (73,325) = 33.3% (3.9% Decrease from the month before)

# Locate Requests for NC - YTD



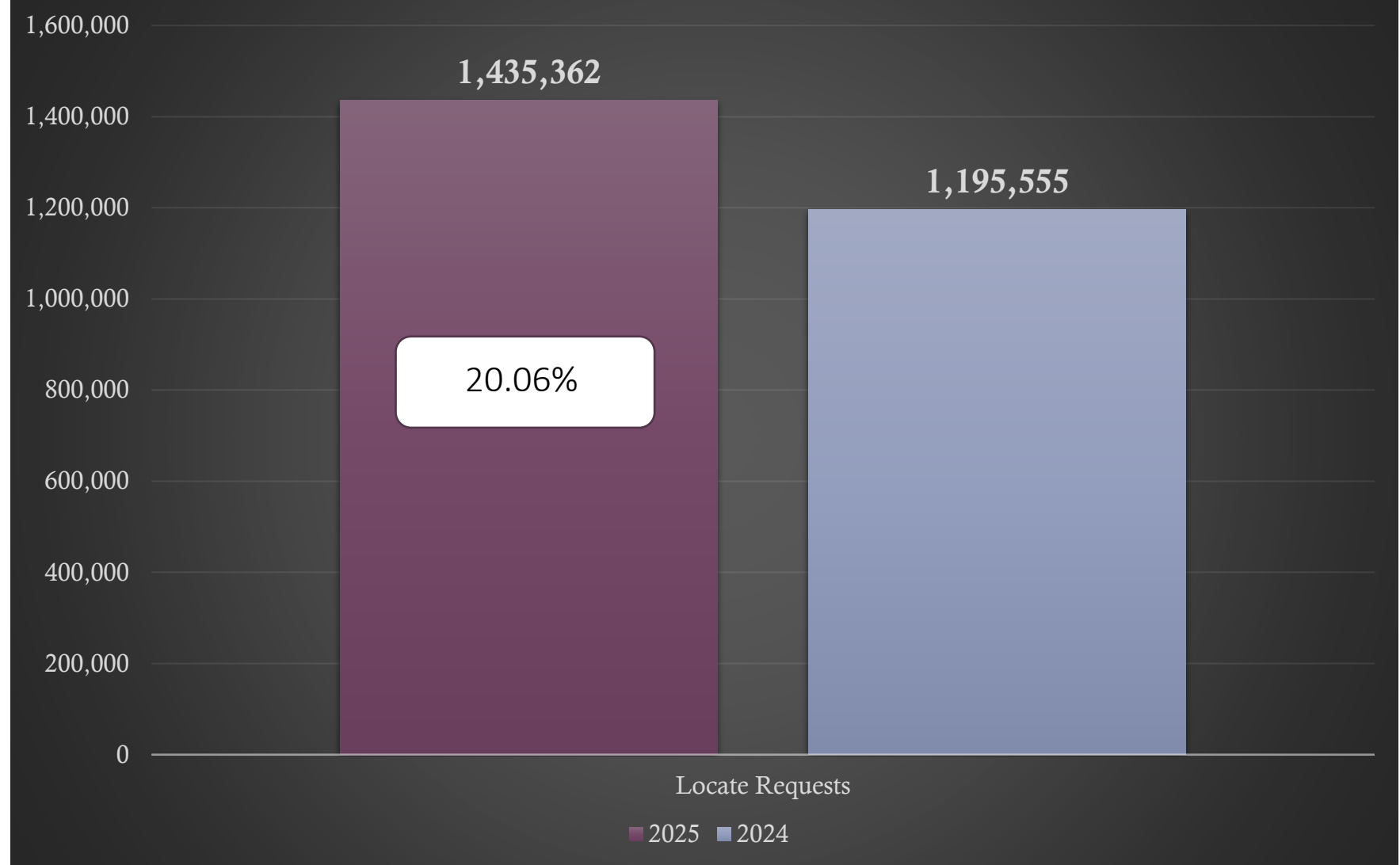
March 2025 - 267,425 / 2024 - 220,706=(21.2%)

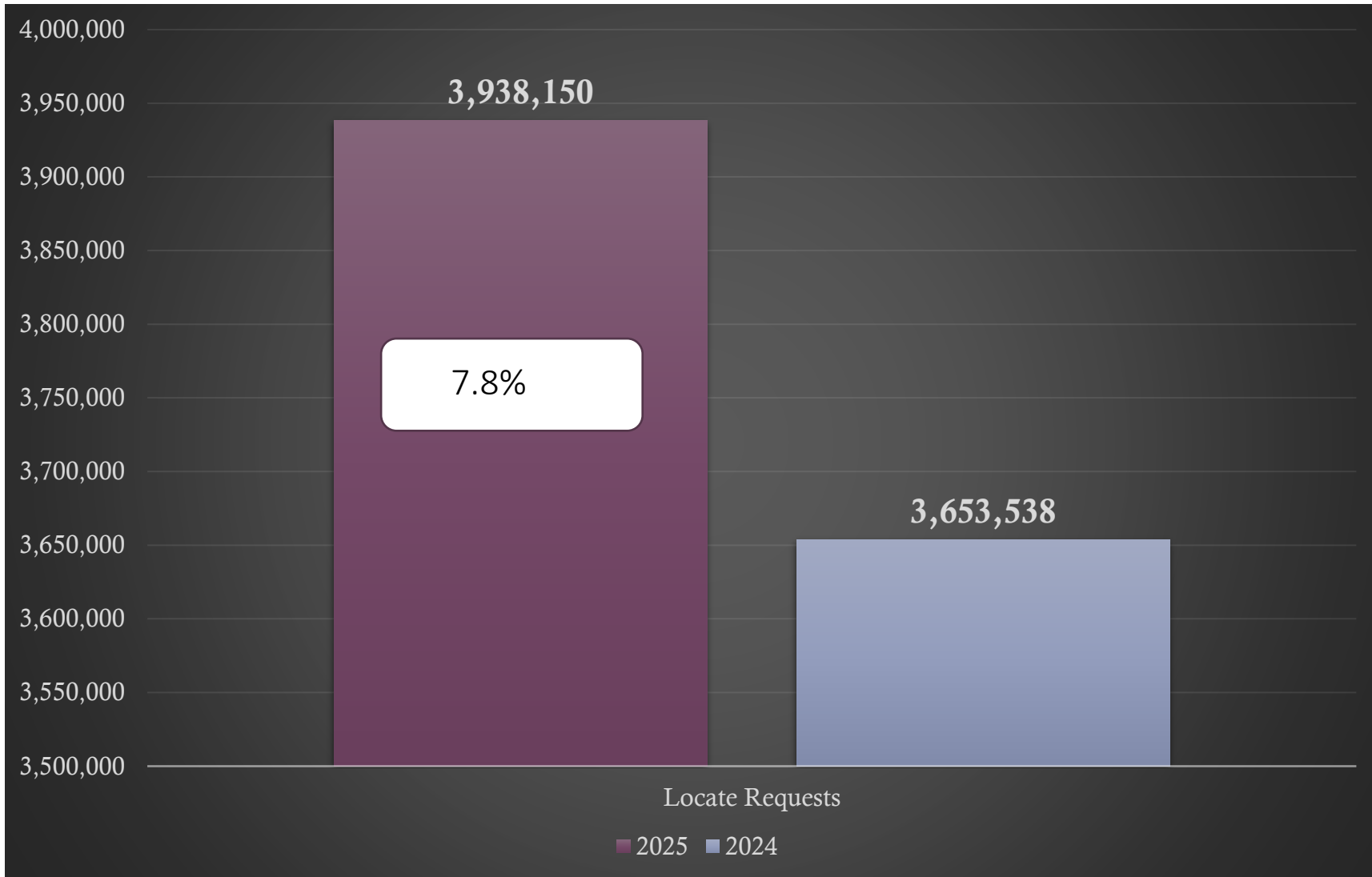
YTD 2025 - 729,987/ 2024 - 673,881 = +8.3%



**Transmissions MTD 2025-**  
**1,435,362 / 2024 -**  
**1,195,555= (20.06%)**

**Transmissions YTD 2025-**  
**3,938,150 / 2024 -**  
**3,653,538= (7.8%)**





Transmissions MTD 2025-  
 1,435,362 / 2024 -  
 1,195,555= (20.06%)  
 Transmissions YTD 2025-  
 3,938,150 / 2024 - 3,653,538=  
 (7.8%)



# COUNTY TICKET VOLUME

MARCH 2025 VS 2024

<b>New Hanover</b>	<b>3 HR</b>	<b>CNCL</b>	<b>NEW</b>	<b>RXMT</b>	<b>UPDT</b>	<b>TOTAL Tickets</b>
2024	154	25	2599	62	1279	4119
2025	223	69	3879	123	1133	5427
+/- Var	44.8%	176.0%	49.2%	98.4%	-11.4%	31.8%
		Avg Locates per Day				271



# COUNTY TICKET VOLUME

MARCH 2025 VS 2024

<b>Brunswick</b>	<b>3 HR</b>	<b>CNCL</b>	<b>NEW</b>	<b>RXMT</b>	<b>UPDT</b>	<b>TOTAL Tickets</b>
2024	99	31	3496	60	1501	5187
2025	81	65	4487	28	1722	6383
+/- Var	-18.2%	109.7%	28.3%	-53.3%	14.7%	23.1%
		Avg Locates per Day				319



# COUNTY TICKET VOLUME

MARCH 2025 VS 2024

<b>Pender</b>	<b>3 HR</b>	<b>CNCL</b>	<b>NEW</b>	<b>RXMT</b>	<b>UPDT</b>	<b>TOTAL Tickets</b>
2024	41	15	1360	77	1315	2808
2025	300	11	1552	39	1394	3296
+/- Var	631.7%	-26.7%	14.1%	-49.4%	6.0%	17.4%
		Avg Locates per Day				165



# COUNTY TICKET VOLUME YTD VS PREVIOUS YEAR

<b>New Hanover</b>	<b>3 HR</b>	<b>CNCL</b>	<b>NEW</b>	<b>RXMT</b>	<b>UPDT</b>	<b>TOTAL Tickets</b>
2024	322	78	7684	250	4415	12749
2025	538	95	8500	225	3545	12903
+/- Var	67.1%	21.8%	10.6%	-10.0%	-19.7%	1.2%
		Avg Locates per Day				212



# COUNTY TICKET VOLUME YTD VS PREVIOUS YEAR

<b>Brunswick</b>	<b>3 HR</b>	<b>CNCL</b>	<b>NEW</b>	<b>RXMT</b>	<b>UPDT</b>	<b>TOTAL Tickets</b>
2024	361	122	10868	171	4439	15961
2025	217	156	11614	147	4721	16855
+/- Var	-39.9%	27.9%	6.9%	-14.0%	6.4%	5.6%
		Avg Locates per Day				276



# COUNTY TICKET VOLUME YTD VS PREVIOUS YEAR

<b>Pender</b>	<b>3 HR</b>	<b>CNCL</b>	<b>NEW</b>	<b>RXMT</b>	<b>UPDT</b>	<b>TOTAL Tickets</b>
2024	132	49	3877	175	4116	8349
2025	510	48	3928	114	4398	8998
+/- Var	286.4%	-2.0%	1.3%	-34.9%	6.9%	7.8%
		Avg Locates per Day				148



# COUNTY TICKET DISTRIBUTION - MARCH

County/Place	03 Mar
<b>NEW HANOVER</b>	<b>5427</b>
AIRLIE	3
BAYSHORE	5
<b>CAROLINA BEACH</b>	<b>181</b>
<b>CASTLE HAYNE</b>	<b>293</b>
FORT FISHER	1
HIGHTSVILLE	1
KINGS GRANT	3
KIRKLAND	8
KURE BEACH	45
MASONBORO	32
MURRAYSVILLE	20
MYRTLE GROVE	24

MYRTLE GROVE JUNCTIO	2
OGDEN	20
SEA BREEZE	2
SEAGATE	6
SILVER LAKE	7
SKIPPER'S CORNER	2
<b>WILMINGTON</b>	<b>4699</b>
WINDEMERE	3
WRIGHTSBORO	34



# COUNTY TICKET DISTRIBUTION - MARCH

County/Place	03 Mar
<b>BRUNSWICK</b>	<b>6383</b>
ASH	34
BALD HEAD ISLAND	30
BELVILLE	21
BOILING SPRING LAKES	73
<b>BOLIVIA</b>	<b>538</b>
BRICK LANDING	1
BRUNSWICK STATION	5
<b>CALABASH</b>	<b>549</b>
CAROLINA SHORES	55
CASWELL BEACH	15
FUNSTON	6
GRISSETTOWN	5
HICKMANS CROSSROADS	2
HOLDEN BEACH	70
HONEY POND	1

<b>LELAND</b>	<b>1261</b>
LONG BEACH	1
LONGWOOD	1
MACO	1
NAVASSA	91
NORTHWEST	93
OAK GROVE	2
<b>OAK ISLAND</b>	<b>332</b>
<b>OCEAN ISLE BEACH</b>	<b>391</b>
PROSPECT	6
RABONTOWN	4
SAINT JAMES	69
SANDY CREEK	1
SEASIDE	1
<b>SHALLOTTE</b>	<b>624</b>
<b>SOUTHPORT</b>	<b>881</b>
<b>SUNSET BEACH</b>	<b>783</b>

<b>SUPPLY</b>	<b>243</b>
TOWN CREEK	54
VARNAMTOWN	6
<b>WINNABOW</b>	<b>133</b>



# COUNTY TICKET DISTRIBUTION - MARCH

County/Place	03 Mar
<b>PENDER</b>	<b>3296</b>
ANNANDALE	1
ATKINSON	36
<b>BURGAW</b>	<b>505</b>
CLARKS LANDING	1
<b>CURRIE</b>	<b>269</b>
<b>HAMPSTEAD</b>	<b>1354</b>
LONG CREEK	15
MAPLE HILL	15
MONTAGUE	4
<b>ROCKY POINT</b>	<b>272</b>
SAINT HELENA	1
SCOTTS HILL	69

SLOOP POINT	1
<b>SURF CITY</b>	<b>166</b>
<b>TOPSAIL</b>	<b>270</b>
TOPSAIL BEACH	26
<b>WALLACE</b>	<b>165</b>
WATHA	61
WATTS LANDING	1
WILLARD	64



## Top 15 Callers for MARCH – New Hanover

Rank	Name	Totals
1	AT&T UTILITY OPERATIONS	340
2	W G UNDERGROUND LLC	320
3	MASTEC	296
4	ONUG	259
5	THORPE LANDSCAPES	257
6	EZ TICKETS	203
7	SOUTHEASTERN CABLE CONTRACTORS	196
8	SOUTHEAST CONNECTIONS LLC	170
9	ANSCO & ASSOCIATES LLC	154
10	J & J UNDERGROUND UTILITIES LLC	143
11	CEC CONSTRUCTION	122
12	CAPE FEAR PUBLIC UTILITY AUTHORITY	116
13	MASTEC	96
14	HONEYCUTT CONSTRUCTION SERVICES	87
15	ADVANCED TECH UNDERGROUND UTILITIES INC	59



## Top 15 Callers for MARCH - Brunswick

Rank	Name	Totals
1	HAL COLLINS CONSTRUCTION	639
2	PIEDMONT UTILITY GROUP LLC	500
3	FOCUS BROADBAND	490
4	LEE ELECTRICAL CONSTRUCTION LLC/SUMTER	245
5	STATE UTILITY CONTRACTORS	238
6	SOUTHEASTERN CABLE CONTRACTORS	186
7	HONEYCUTT CONSTRUCTION SERVICES	182
8	SOUTHEAST CONNECTIONS LLC	154
9	THOMSON CORDER & CO	146
10	QUANTA SERVICES	134
11	LEE ELECTRIC	130
12	PLOW NOW COMMUNICATIONS LLC	117
13	RJM PLUMBING	113
14	BRUNSWICK COUNTY PUBLIC UTILITIES	110
15	MASTEC	102



## Top 10 Callers for MARCH - Pender

Rank	Name	Totals
1	TREMORS	428
2	PIEDMONT UTILITY GROUP LLC	402
3	PIEDMONT UTILITY GROUP, LLC	250
4	MASTEC	174
5	FOCUS BROADBAND	164
6	STATE UTILITY CONTRACTORS	135
7	KVA COMMUNICATIONS	117
8	SOUTHEASTERN CABLE CONTRACTORS	97
9	SOUTHEAST CONNECTIONS LLC	76
10	CONTI ENTERPRISES	56

# DAMAGES

**DIRT** Damage Information  
Reporting Tool





# MARCH Damages

Grand Total – 1,298

ALAMANCE	8
ALEXANDER	5
ALLEGHANY	0
ANSON	0
ASHE	1
AVERY	2
BEAUFORT	1
BERTIE	3
BLADEN	0
BRUNSWICK	11
BUNCOMBE	14
BURKE	3
CABARRUS	23
CALDWELL	9
CAMDEN	1
CARTERET	6
CASWELL	2
CATAWBA	10
CHATHAM	16
CHEROKEE	1
CHOWAN	0
CLAY	4
CLEVELAND	8
COLUMBUS	2
CRAVEN	13


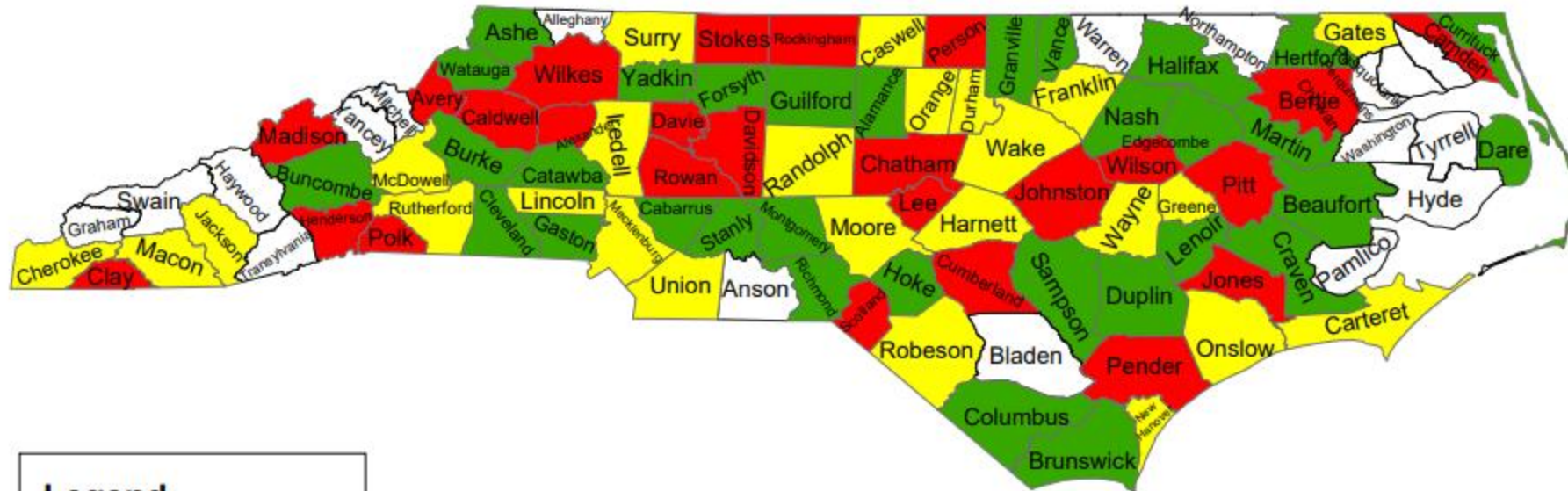
CUMBERLAND	57
CURRITUCK	4
DARE	13
DAVIDSON	21
DAVIE	8
DUPLIN	1
DURHAM	61
EDGECOMBE	2
FORSYTH	30
FRANKLIN	6
GASTON	8
GATES	2
GRAHAM	0
GRANVILLE	2
GREENE	2
GUILFORD	30
HALIFAX	2
HARNETT	33
HAYWOOD	0
HENDERSON	22
HERTFORD	1
HOKE	2
HYDE	0
IREDELL	30

JACKSON	3
JOHNSTON	64
JONES	1
LEE	17
LENOIR	3
LINCOLN	10
MACON	2
MADISON	1
MARTIN	1
MCDOWELL	4
MECKLENBURG	174
MITCHELL	0
MONTGOMERY	1
MOORE	31
NASH	3
NEW HANOVER	30
NORTHAMPTON	0
ONslow	16
ORANGE	33
PAMLICO	0
PASQUOTANK	0
PENDER	22
PERQUIMANS	0
PERSON	3
PITT	32
POLK	3

RANDOLPH	11
RICHMOND	1
ROBESON	13
ROCKINGHAM	13
ROWAN	18
RUTHERFORD	5
SAMPSON	4
SCOTLAND	10
STANLY	5
STOKES	5
SURRY	6
SWAIN	0
TRANSYLVANIA	0
TYRRELL	0
UNION	56
VANCE	1
WAKE	192
WARREN	0
WASHINGTON	0
WATAUGA	1
WAYNE	11
WILKES	6
WILSON	4
YADKIN	2
YANCEY	0

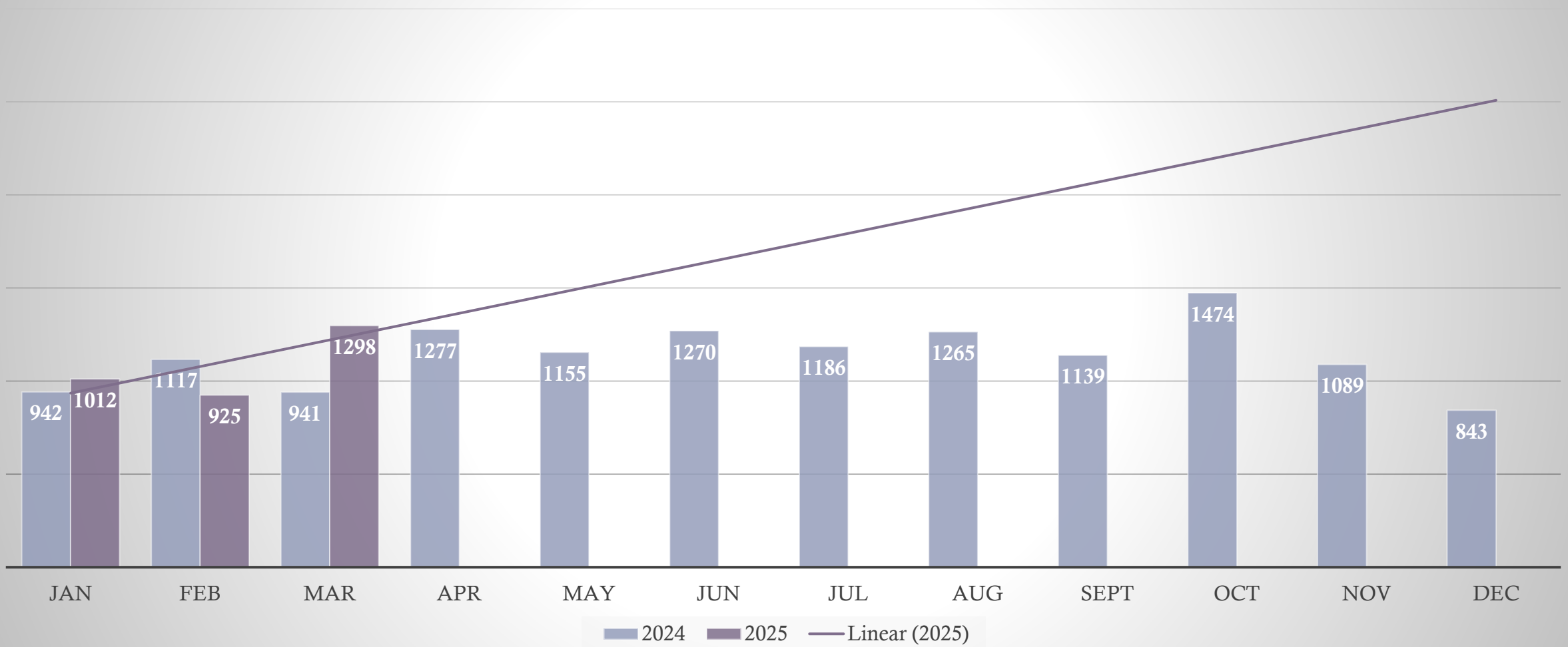
# Damages Per 1,000 Transmissions

March  
2025





## Damages in North Carolina 2025 vs 2024





## EDUCATION TEAM



Parrish Reddick  
Piedmont Liaison



Steven Moore  
Media Relations  
Specialist



Ann Rushing  
Education  
Manager



Tami Groves  
Southeast  
Liaison



Howard  
Corey  
Eastern Liaison



Rory Phipps  
Western Liaison



# THANK YOU!

---

A copy of this presentation  
is available at  
[www.ncucc.org](http://www.ncucc.org)



# APRIL IS 811 MONTH

**Before you dig,  
contact 811.**

# NC 811.ORG