

---

# NC811 MONTHLY UPDATE

APRIL 2025



ORANGE-CHATHAM-ALAMANCE UCC

<https://nc811.org/national-safe-digging-month/>

**Contest runs from now until April 30<sup>th</sup>**



[nc811.org/dare-to-dig](https://nc811.org/dare-to-dig)



# SHARE YOUR BANNERS

*Once your banners are on display, scan the QR code on your banner to share a photo with NC811. We'll tag your company as a Safe Digging Partner on social media.*





# 2025 TAILGATE WRAPS

*26 wraps are available  
for free while they last.*

**Apply today!**



[nc811.org/nc811-tailgate-wraps](https://nc811.org/nc811-tailgate-wraps)







**Safe digging at your fingertips.  
Get the NC811 App.**



## UPCOMING MEETINGS

- **Underground Damage Prevention Review Board**  
April 23, 2025 at 10am  
NC811, 5009 High Point Road, Greensboro  
TEAMS MEETING: Visit the [nc811.org](https://nc811.org) calendar page for a link to the meeting,
- **NC811 Board**  
April 25, 2025 at 8:30am  
Chetola Resort  
185 Chetola Lake Dr., Blowing Rock, NC
- **NCLRPC**  
May 21, 2025 at 11am  
NC811, 5009 High Point Road, Greensboro  
TEAMS MEETING: Visit the [ncucc.org](https://ncucc.org) calendar page for a link to the meeting,



# CALENDAR

NC811 & NCUCC  
event calendars can  
be found on  
nc811.org or the  
nc811 app







## DATA INSIGHTS

Locate Requests

Transmissions

County ticket volume  
and distribution

**“Shallow digging” is the #1 reason homeowners gave for digging without notifying 811 first.**

*Utilities can be buried just a few inches below the surface.*



**Contact 811. Every Dig. Every Time.**



\*Based on February 2025 polling





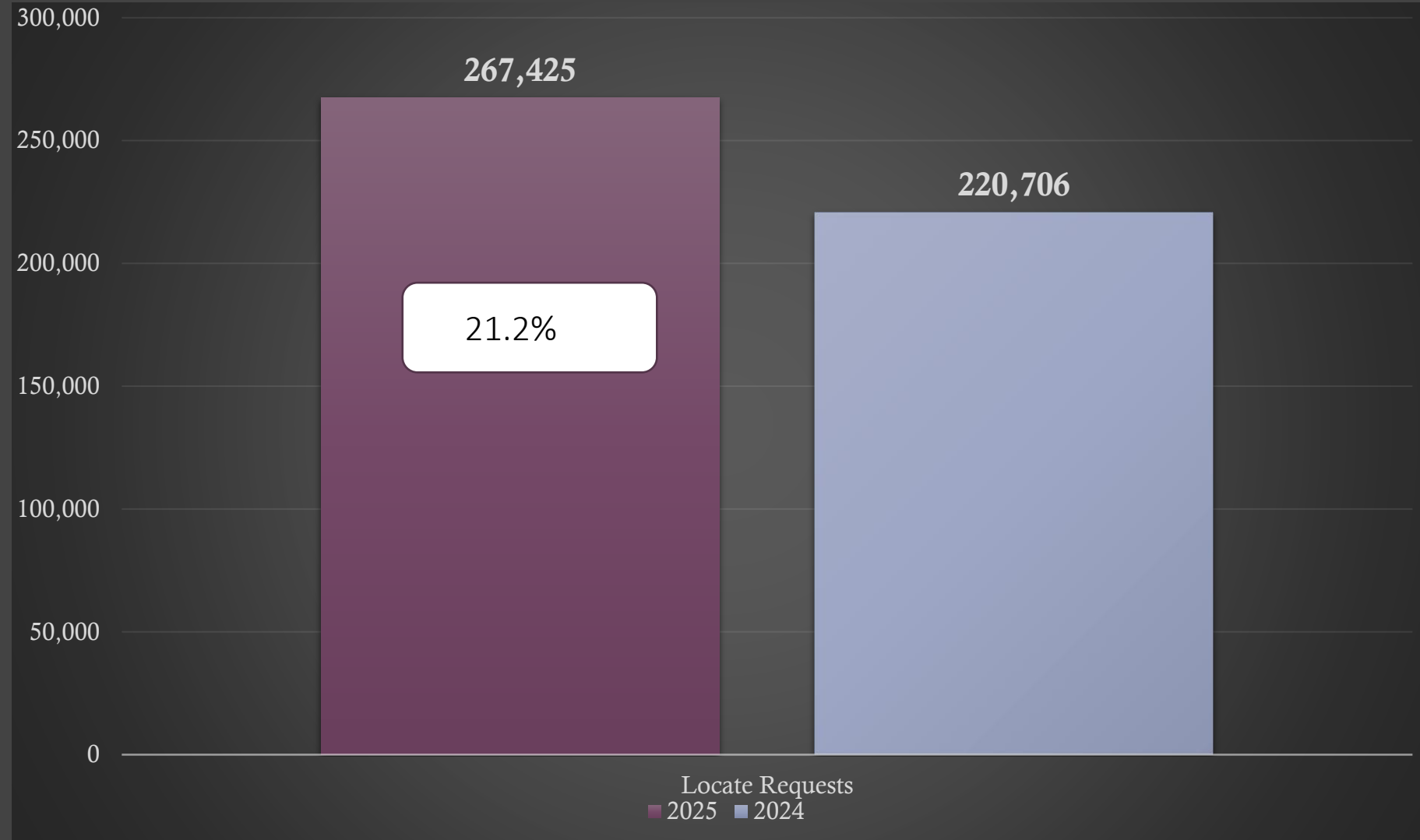
# Locate Requests for NC – Mar. 25 vs 24



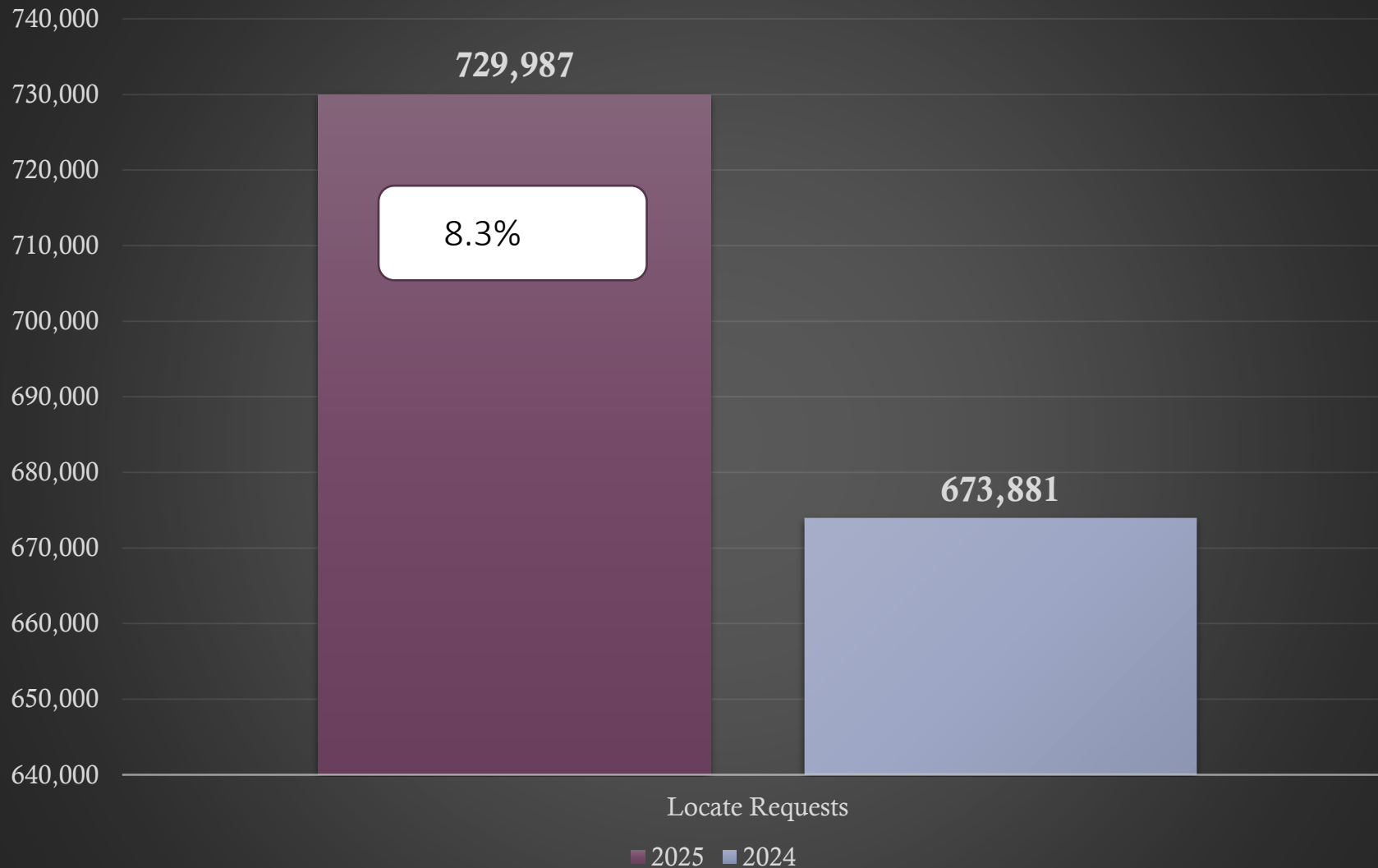
March. 2025 - 267,425 / 2024 - 220,706=(21.2%)

YTD 2025 - 729,987/ 2024 - 673,881 = +8.3%

Updates for March 2025 - (73,325) = 29.4% of volume / Feb 2025 (73,325) = 33.3% (3.9% Decrease from the month before)



# Locate Requests for NC - YTD



March 2025 - 267,425 / 2024 - 220,706 = (21.2%)

YTD 2025 - 729,987 / 2024 - 673,881 = +8.3%

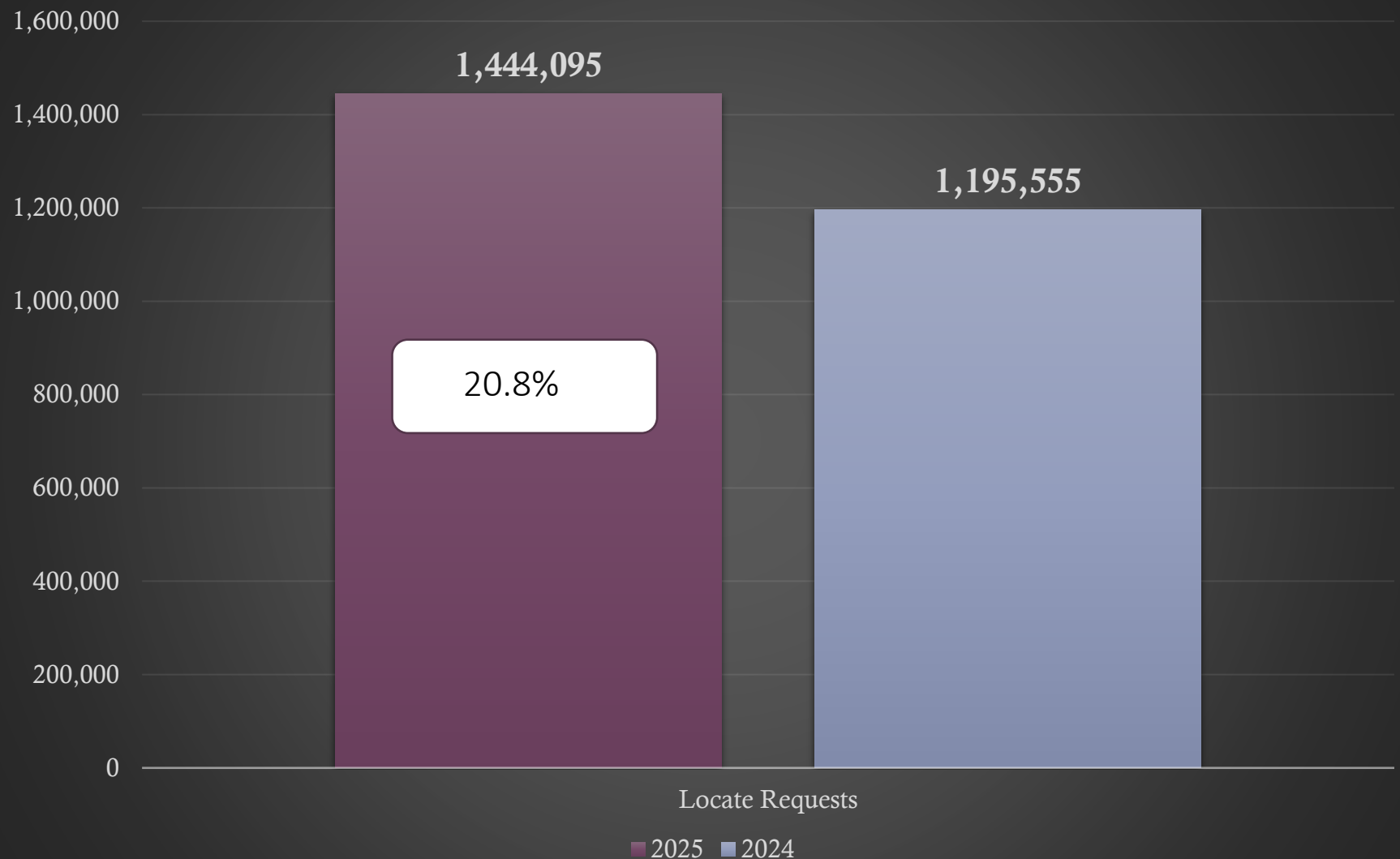


# Transmissions for NC – Mar. 25 vs 24

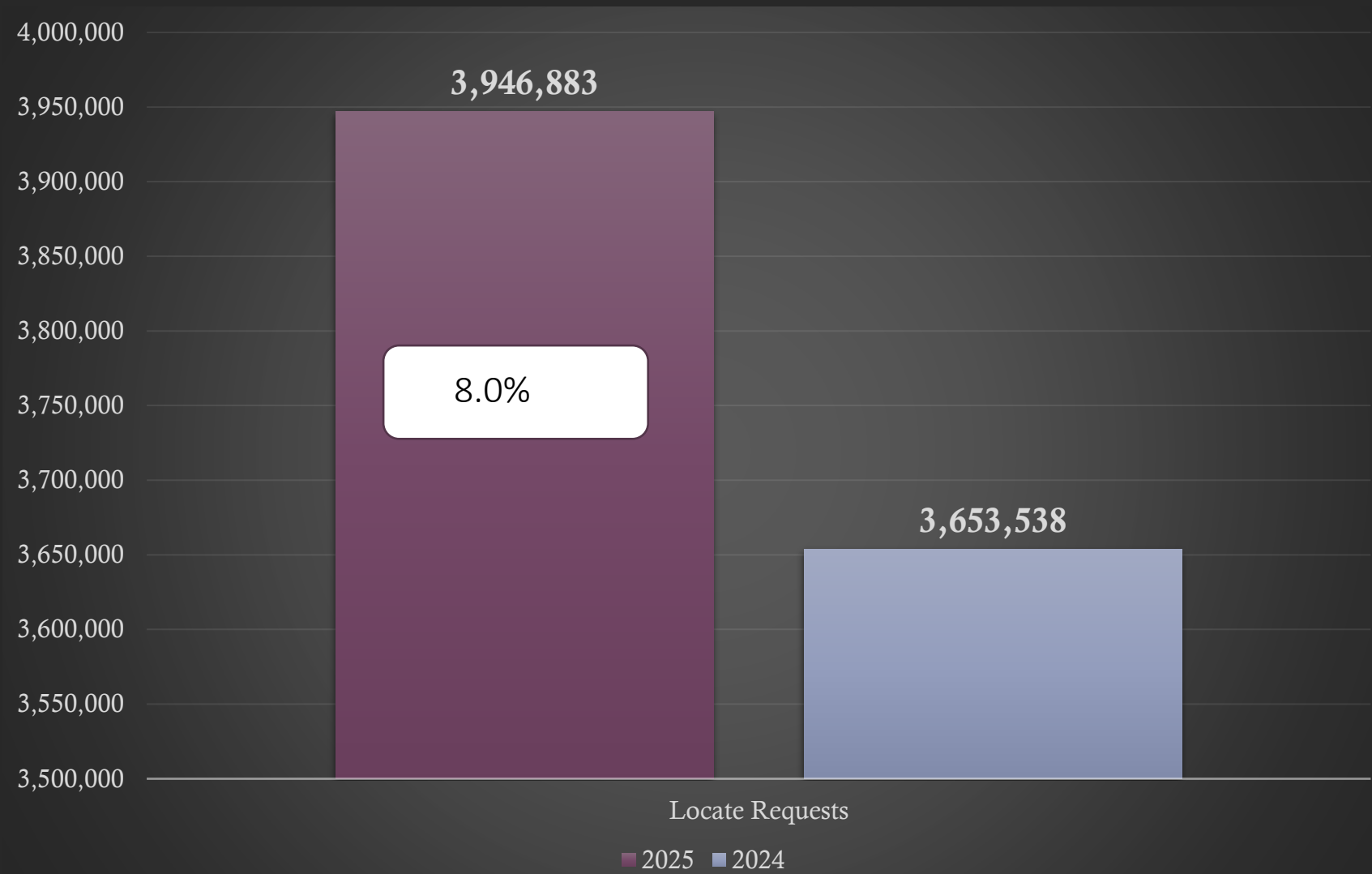


Transmissions MTD 2025-  
1,444,095 / 2024 -  
1,195,555= (20.8%)

Transmissions YTD 2025-  
3,946,883 / 2024 -  
3,653,538= (8.0%)



# Transmissions for NC - YTD 2025



Transmissions MTD 2025-  
1,444,095 / 2024 -  
1,195,555= (20.8%)  
Transmissions YTD 2025-  
3,946,883 / 2024 -  
3,653,538=  
(8.0%)





# COUNTY TICKET VOLUME

MARCH 2025 VS 2024

Orange	3 HR	CNCL	NEW	RXMT	UPDT	TOTAL Tickets
2024	218	20	2079	107	1185	3609
2025	273	50	2466	101	1387	4277
+/- Var	25.2%	150.0%	18.6%	-5.6%	17.0%	18.5%
			Avg Locates per Day			214



# COUNTY TICKET VOLUME

MARCH 2025 VS 2024

Chatham	3 HR	CNCL	NEW	RXMT	UPDT	TOTAL Tickets
2024	218	15	1463	90	872	2658
2025	410	35	1711	96	831	3083
+/- Var	88.1%	133.3%	17.0%	6.7%	-4.7%	16.0%
			Avg Locates per Day			154





# COUNTY TICKET VOLUME

MARCH 2025 VS 2024

Alamance	3 HR	CNCL	NEW	RXMT	UPDT	TOTAL Tickets
2024	70	29	2024	26	961	3110
2025	253	31	2591	106	1146	4127
+/- Var	261.4%	6.9%	28.0%	307.7%	19.3%	32.7%
			Avg Locates per Day			206



# COUNTY TICKET VOLUME

YTD VS PREVIOUS YEAR

Orange	3 HR	CNCL	NEW	RXMT	UPDT	TOTAL Tickets
2024	836	157	8620	653	6651	16917
2025	795	157	6423	303	3964	11642
+/- Var	-4.9%	0.0%	-25.5%	-53.6%	-40.4%	-31.2%
			Avg Locates per Day			191





# COUNTY TICKET VOLUME

YTD VS PREVIOUS YEAR

Chatham	3 HR	CNCL	NEW	RXMT	UPDT	TOTAL Tickets
2024	637	46	4435	253	2580	7951
2025	768	81	4475	217	2271	7812
+/- Var	20.6%	76.1%	0.9%	-14.2%	-12.0%	-1.7%
			Avg Locates per Day			128



# COUNTY TICKET VOLUME

YTD VS PREVIOUS YEAR

Alamance	3 HR	CNCL	NEW	RXMT	UPDT	TOTAL Tickets
2024	436	97	6752	258	3905	11448
2025	618	219	7034	280	3145	11296
+/- Var	41.7%	125.8%	4.2%	8.5%	-19.5%	-1.3%
			Avg Locates per Day			185





# COUNTY TICKET DISTRIBUTION - MARCH

<b>ORANGE</b>	<b>4277</b>
BRIARCLIFF	1
BUCKHORN	7
CALDWELL	12
CARRBORO	<b>139</b>
CEDAR GROVE	64
CHAPEL HILL	<b>1504</b>
CHEEKS CROSSROADS	3
DODSONS CROSSROADS	1
DOGWOOD ACRES	2
DURHAM	63
EFLAND	97
ENO	19
<b>HILLSBOROUGH</b>	<b>1964</b>
MEBANE	<b>393</b>
ORANGE GROVE	1
SCHLEY	3
UNIVERSITY	1
WHITE CROSS	3



# COUNTY TICKET DISTRIBUTION - MARCH

<b>CHATHAM</b>	<b>3083</b>
ASBURY	21
BEAR CREEK	39
BELLS	23
BENNETT	6
BYNUM	4
CARY	<b>211</b>
CORINTH	34
FARRINGTON	41
FEARRINGTON	97
FEARRINGTON VILLAGE	5
GOLDSTON	<b>121</b>
MONCURE	<b>148</b>
<b>PITTSBORO</b>	<b>1522</b>
SILER CITY	<b>768</b>
SILK HOPE	23
WILSONVILLE	9



# COUNTY TICKET DISTRIBUTION - MARCH

<b>ALAMANCE</b>	<b>4127</b>
ALAMANCE	64
ALTAMAHAW	30
<b>BURLINGTON</b>	<b>1264</b>
CAROLINA	2
ELON	<b>181</b>
GIBSONVILLE	<b>129</b>
GLEN RAVEN	5
GRAHAM	<b>805</b>
GREEN LEVEL	9
HAW RIVER	<b>427</b>
KIMESVILLE	7
MEBANE	<b>923</b>
OSSIPEE	7
PLEASANT GROVE	2
SAXAPAHAW	21
SNOW CAMP	<b>222</b>
SWEPSONVILLE	26





## Top 10 Callers for MARCH

<b>Orange</b>	<b>name</b>	<b>Totals</b>
<b>1</b>	<b>HYPER NETWORKS LLC</b>	<b>720</b>
<b>2</b>	<b>PHOENIX FIBER INC</b>	<b>420</b>
<b>3</b>	<b>INFRASTRUCTURE TECHNOLOGY SERVICES</b>	<b>230</b>
<b>4</b>	<b>PRINCE TELECOM</b>	<b>213</b>
<b>5</b>	<b>J &amp; J UNDERGROUND UTILITIES LLC</b>	<b>203</b>
<b>6</b>	<b>ANSCO &amp; ASSOCIATES LLC</b>	<b>112</b>
<b>7</b>	<b>MUDD INVESTMENTS</b>	<b>97</b>
<b>8</b>	<b>LANE CONSTRUCTION</b>	<b>92</b>
<b>9</b>	<b>EASTERN NC UNDERGROUND INC</b>	<b>89</b>
<b>10</b>	<b>R H UNDERGROUND LLC</b>	<b>55</b>



## Top 10 Callers for MARCH

<b>Chatham</b>	<b>name</b>	<b>Totals</b>
<b>1</b>	<b>I S A CONSTRUCTION INC</b>	<b>349</b>
<b>2</b>	<b>MASTEC</b>	<b>326</b>
<b>3</b>	<b>ALL SIGNAL UNDERGROUND</b>	<b>193</b>
<b>4</b>	<b>ANSCO &amp; ASSOCIATES LLC</b>	<b>122</b>
<b>5</b>	<b>N P CONSTRUCTION LLC</b>	<b>88</b>
<b>6</b>	<b>LAMBERTS CABLE SPLICING LLC</b>	<b>87</b>
<b>7</b>	<b>INFRASTRUCTURE TECHNOLOGY SERVICES</b>	<b>82</b>
<b>8</b>	<b>N P CONSTRUCTION LLC</b>	<b>77</b>
<b>9</b>	<b>NAVITEK SOLUTIONS</b>	<b>66</b>
<b>10</b>	<b>E &amp; L SERVICE LLC</b>	<b>66</b>



## Top 10 Callers for MARCH

<b>Alamance</b>	<b>name</b>	<b>Totals</b>
<b>1</b>	<b>UTILITY LINES CONSTRUCTION SERVICES INC</b>	<b>417</b>
<b>2</b>	<b>J &amp; J UNDERGROUND UTILITIES LLC</b>	<b>302</b>
<b>3</b>	<b>ITG</b>	<b>199</b>
<b>4</b>	<b>JIMMY R LYNCH AND SONS INC</b>	<b>183</b>
<b>5</b>	<b>R H UNDERGROUND LLC</b>	<b>174</b>
<b>6</b>	<b>INFRASTRUCTURE TECHNOLOGY SERVICES</b>	<b>173</b>
<b>7</b>	<b>SAND UTILITIES SPEED LLC</b>	<b>144</b>
<b>8</b>	<b>AT&amp;T UTILITY OPERATIONS</b>	<b>137</b>
<b>9</b>	<b>THE EROSION COMPANY</b>	<b>131</b>
<b>10</b>	<b>JDS FIBER</b>	<b>92</b>



# DAMAGES

**DIRT** Damage Information  
Reporting Tool





# MARCH Damages

Grand Total – 1,298

ALAMANCE	8
ALEXANDER	5
ALLEGHANY	0
ANSON	0
ASHE	1
AVERY	2
BEAUFORT	1
BERTIE	3
BLADEN	0
BRUNSWICK	11
BUNCOMBE	14
BURKE	3
CABARRUS	23
CALDWELL	9
CAMDEN	1
CARTERET	6
CASWELL	2
CATAWBA	10
CHATHAM	16
CHEROKEE	1
CHOWAN	0
CLAY	4
CLEVELAND	8
COLUMBUS	2
CRAVEN	13

CUMBERLAND	57
CURRITUCK	4
DARE	13
DAVIDSON	21
DAVIE	8
DUPLIN	1
DURHAM	61
EDGECOMBE	2
FORSYTH	30
FRANKLIN	6
GASTON	8
GATES	2
GRAHAM	0
GRANVILLE	2
GREENE	2
GUILFORD	30
HALIFAX	2
HARNETT	33
HAYWOOD	0
HENDERSON	22
HERTFORD	1
HOKE	2
HYDE	0
IREDELL	30


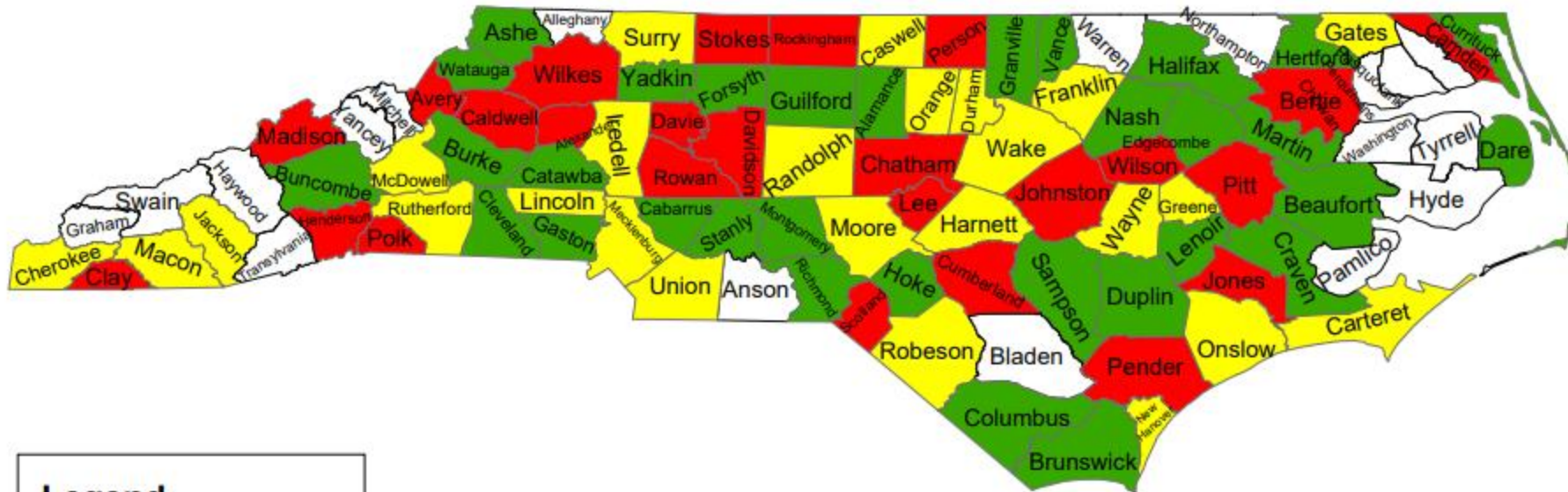
JACKSON	3
JOHNSTON	64
JONES	1
LEE	17
LENOIR	3
LINCOLN	10
MACON	2
MADISON	1
MARTIN	1
MCDOWELL	4
MECKLENBURG	174
MITCHELL	0
MONTGOMERY	1
MOORE	31
NASH	3
NEW HANOVER	30
NORTHAMPTON	0
ONSLOW	16
ORANGE	33
PAMLICO	0
PASQUOTANK	0
PENDER	22
PERQUIMANS	0
PERSON	3
PITT	32
POLK	3

RANDOLPH	11
RICHMOND	1
ROBESON	13
ROCKINGHAM	13
ROWAN	18
RUTHERFORD	5
SAMPSON	4
SCOTLAND	10
STANLY	5
STOKES	5
SURRY	6
SWAIN	0
TRANSYLVANIA	0
TYRRELL	0
UNION	56
VANCE	1
WAKE	192
WARREN	0
WASHINGTON	0
WATAUGA	1
WAYNE	11
WILKES	6
WILSON	4
YADKIN	2
YANCEY	0



# Damages Per 1,000 Transmissions

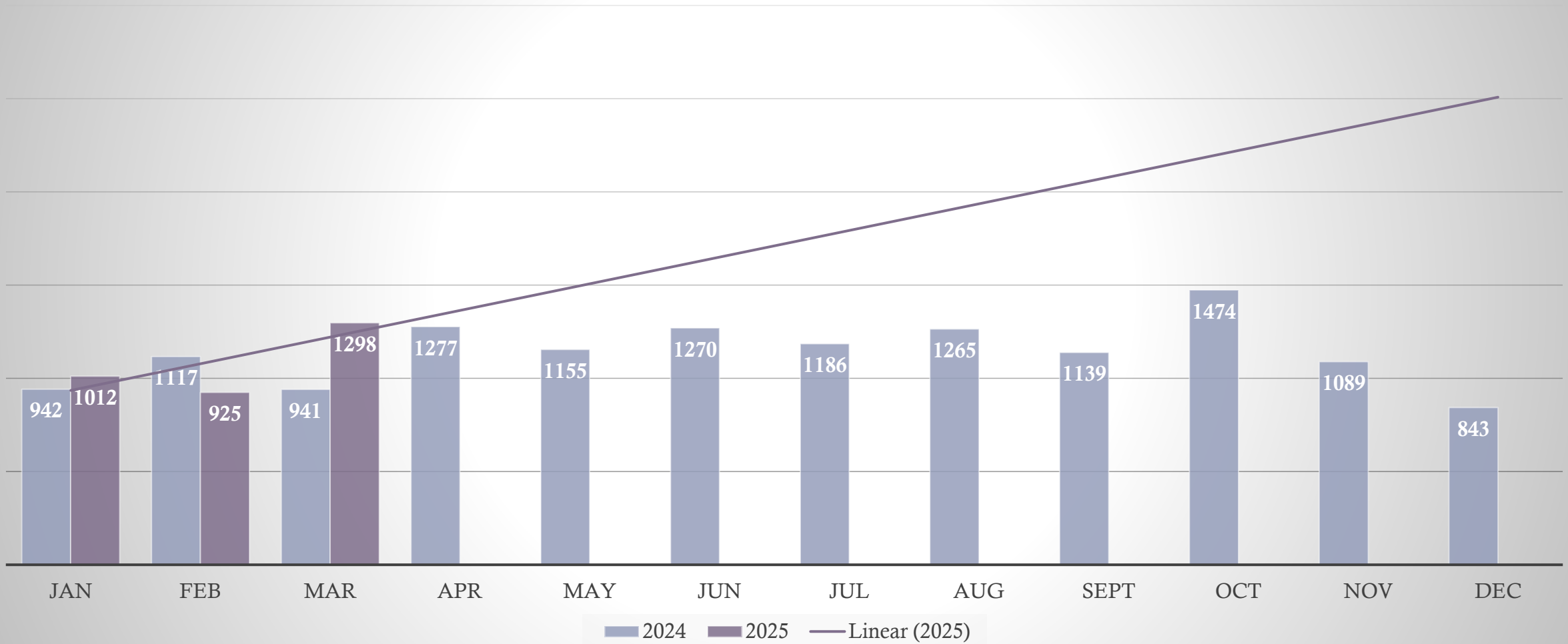
March  
2025







# Damages in North Carolina 2025 vs 2024





## EDUCATION TEAM



Parrish Reddick  
Piedmont Liaison



Steven Moore  
Media Relations  
Specialist



Ann Rushing  
Education  
Manager



Tami Groves  
Southeast  
Liaison



Howard  
Corey  
Eastern Liaison



Rory Phipps  
Western Liaison



# THANK YOU!

---

A copy of this presentation  
is available at  
[www.ncucc.org](http://www.ncucc.org)



**Before you dig,  
contact 811.**





## **Orange/Chatham/Alamance County Utility Coordinating Committee**

Location: Enbridge Gas of NC, 66 N Chatham Parkway, Chapel Hill, NC 27517

Date: April 2nd, 2025

Time: 11:00am

Attendance: 27

Safety Moment: Billy Miller – Life Saving Rules (Enbridge)

Old Business: None

New Business:

- Safety Moment Briefing Board
- NC811 Monthly Update April 2025-Presentation
- April is National Safe Digging Month & 811 Month
- 811 has additional bans for display (put on gates) & tailgate wraps (for trucks).
- Still a lot of blind boring.
- Calling in to 811 – when calling for locates, it states – does not locate private lines (who do we call) – Need to contact utility company to locate the lines. Example: dog fence, irrigation, etc.
- Can a job be shut down if digging on ROA – yes, they can per State even with permits- if it's in grave danger. Can ask for positive response from locate tickets.
- Issues with USIC not marking utilities. Locates should be done no matter the case.
- Issues with ATT drop lines – does not call in 811 tickets but is getting better.
- Still requesting that USIC attend one of the UCC meeting.
- Prince Cable – states they are hand digging everything – contract for Google. The state of NC has no guidelines for not digging up everything.
- Mastec having issues with locators not wanting to locate.
- February #'s for damages – 3
- Piggy backing on issues w/USIC not locating power facilities-needing some representations to attend one of the UCC meetings to let them know the issues and concerns.

Thank you to Mastec for providing Lunch today.

Next Meeting: June 4th @ 11:00am – Chapel Hill Operations

## UCC Sign-In Sheet

County: Alameda / Chatham

Date: 4 / 2 / 25

[illegible]

## UCC Sign-In Sheet

County: Alameda / Chatham  
City

Date: 4 / 2 / 2025

[illegible]